




A Glass Apart

*Laboratory Glassware,
Instruments & Accessories*



Catalogue
2018-19



We are pleased to introduce our 2018-19 edition of **GLASSCO** catalogue.

You will see a big change from the old catalogue we have changed the catalogue to alphabetical wise product listing compared to category listing we used to do before this is done for easy identification and finding of the products. Other than glass products which we have added we have added more instruments and will be expanding our instrument range more and more in the coming years as a company we are focused on developing our instruments line.

We have also introduced a lot of new products in glass with ASTM STANDARDS and are the only company in the world now offering DIN EN ISO and ASTM standard products from one production facility. Glassco is proud to say we are the first company in the world to have put the QR code on the glass which helps you in scanning all the information of the product. We have brought a new innovation to our volumetric flask range in which we are offering QR CODED labelled products from which you can scan and download all the certificates for more information please look on page number (XIV to XV). We have also added a QR code in the catalogue which can be scanned which takes you to the website from where addition information of the product can be download.

Producing high quality of lab ware according to international standard and excellent customer service has helped us to achieve the brand recognition worldwide in more than 80 countries. We are committed in providing high quality lab ware products to our customers through strict quality control and timely deliveries.

This year we have expanded our warehouse with a storage space of 10000 pallets in future we are targeting to reduce our lead times significantly. With constant increasing demand we have also invested in new automatic machines for flasks and joint making which has helped to increase our production capacity more new automation is in the pipeline 2018.

Being close to our customers enables us to understand their needs and deliver the right solution in the shortest possible time. In case you don't find the information that you need you can contact us and we will do our best to help you.

If you have any requirement with some special custom made products for your market we would be pleased to make that for you.



Glassco History

Glassco was established in the year 1969 as a volumetric glassware producing company, till 1996 was working mainly in domestic market .

In the year 1996 Glassco started exporting from its domestic plant with the rapid success achieved in export market . It was time to set up a separate export oriented unit (EOU) which established in the year 2000 employing nearly 70 people at that time in an area of 2000 square meter . In the year 2006 Glassco moved into a new location as it was required since the growth in the export business was very rapid. We are now working with more than 480 people in the glassware plant and covering nearly 30000 square meter area.

Semi Automatic Production Plant



GLASSCO LABORATORY EQUIPMENTS

Having a history of more than 45 years in the field of manufacturing lab glass. Glassco is the biggest exporter of scientific lab ware from India, shipping more than 600 containers of glassware every year mainly Interchangeable, Volumetric, Filtration and General lab ware manufactured in ISO / ASTM / DIN / USP & NABL Standards. Along with glassware a lot of allied line of products and accessories that are used in laboratory application such as Plastic ware, Rubber ware, Metal ware, Liquid Handling Instruments, Hot Plate & Stirrers.

GLASSCO LABORATORY EQUIPMENTS PLANT

Glassco employees more than 85 glassblowers working on Automatic & Semi Automatic machine, making products of different shape & sizes. We have a complete line of production for making Test Tubes, Beakers, Flasks, Joints and Flanges. More than 20 glassblowers are involved in making high precision glass like, Condensers, Adapters and Assemblies various kind.



Interchange Glassware



Volumetric Glassware



Filtration Glassware



General Glassware

Automatic Production

Glassco keeps updating all machineries according to latest technology available and also does in-house innovations.

Since 2006, there has been a continuous addition of new automatic machines which has made the product's quality even better and increased the productivity of GLASSCO.



AUTOMATIC CYLINDER FORMING MACHINE :
800 pcs per shift



AUTOMATIC JOINT FORMING MACHINE :
2000 pcs per shift

ALLIED PRODUCTS & ACCESSORIES



Plastic Ware



Metal Ware



Rubber Ware



Misc.



Instruments



Micropipette



AUTOMATIC FLASK FORMING MACHINE :
800 pcs per shift




TEST TUBE MACHINE :
40000 pcs per shift



BEAKER MACHINE :
6000 pcs per shift

Awards

Awarded under
“MAKE IN INDIA”
programme (2011)



Awarded best Exporters
of India by **“CAPEXIL”**
(Govt of India)



2005



2007



2012



2013

About us

Fabrication

RAW MATERIAL

Glassco makes all its products from tubing of ASTM E- 438 TYPE I, CLASS A BORO 3.3 GLASS.

Glassco imports 450 MT of glass tubes per annum. Glassco normally keeps a stock for 4 months at any point of time which amounts to more than 80 tonnes of glass tubing.



Raw Material



Raw Material Tubing

COMPUTERISED GLASS FORMING MACHINE

A computer controlled joint making machine installed at the plant gives added leverage to produce precise dimensions of sockets, cones, rims and flanges.

An automatic joint making machine ensures consistent quality of joints. All the products travel through conveyor ovens for annealing / de-stressing that runs round the clock.



CNC MACHINE : **For special custom made products.**




FURNACE : **30000 pcs per shift of different types of products**

About us

Infrastructure

PRINTING MACHINE

For the printing process Glassco employs an automatic Printing Machine. Due to this, it is possible to handle huge volumes of glassware for printing with consistent quality.



ULTRASONIC WASHING MACHINE

For the washing of glassware after grinding, Glassco uses state-of-the-art ultrasonic washing machine which is developed and designed in-house and can wash upto 5,000 pieces in 8 hours.

For running the complete manufacturing facility, a custom-made software is used.



Grinding Machine



Hand Polishing being done



Washing Machine

WAREHOUSE

We have added more than 7500m² of warehousing facility which will help us to deliver the goods worldwide with the shortest lead times. We have now a warehouse with 7000 pallet positions.



FINISHED GOODS AREA

About us

Calibration Lab

CALIBRATION LABORATORY

Glassco's German calibration machines enables 0.003% accuracy which provides an A-class tolerance. Our automatic quality control center provides verification of Burettes, Pipettes & Flasks. All the Volumetric Glassware comes with Different kind of calibration Certificates.



QUALITY CONTROL CENTRE MACHINE



LARGE VOLUME CALIBRATION LAB MACHINE



SMALL VOLUMETRIC CALIBRATION LAB MACHINE



PIPETTE CALIBRATION MACHINE

Glassco's Calibration Laboratory has undertaken accreditation for its system for calibration and testing as per **ISO 17025:2005**.

Glassco's Calibration Laboratory is **NABL** approved. **NABL** has a MRA under the Asia Pacific Laboratory Accreditation Cooperation (APLAC) and the International Laboratory Accreditation Cooperation (ILAC), which means the calibration provided to customers for volumetric ware is acceptable in calibration laboratories worldwide.

Results of calibration are guaranteed for precision as per the **DIN, ISO, USP & ASTM standards**.

The calibrations performed by Glassco calibration laboratory are essential done under **ISO 17025:2005**.

Please visit our website **www.glasscolabs.com** to see list of accreditation bodies.



About us

Quality Policy

QUALITY POLICY

Glassco shall endeavor to produce and supply laboratory products at attractive pricing that meet or exceed customer's expectations, with stress on timely deliveries.

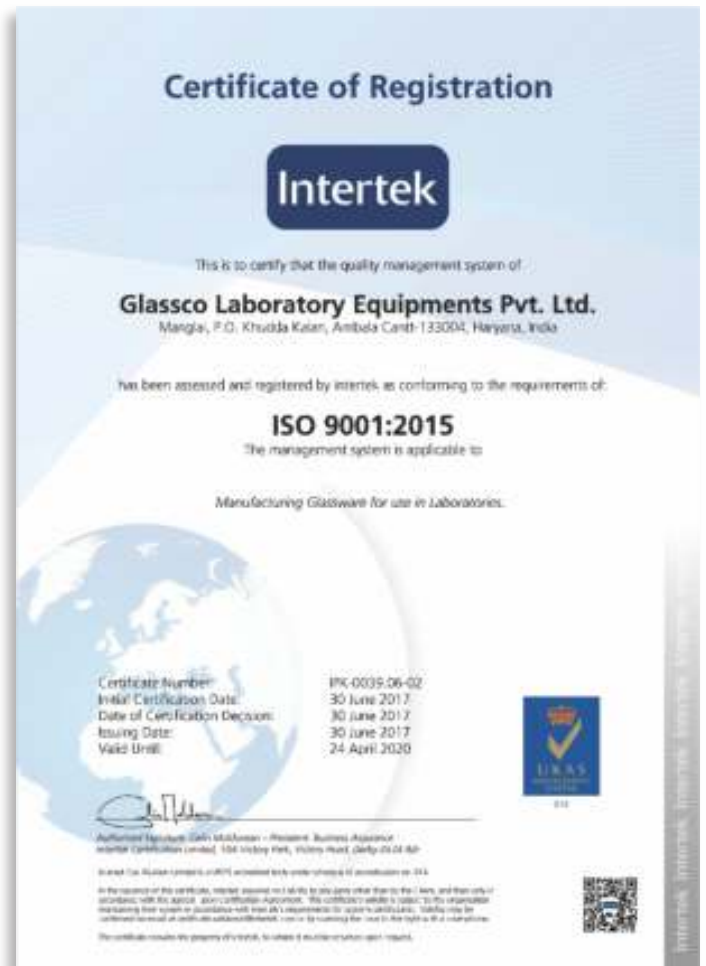
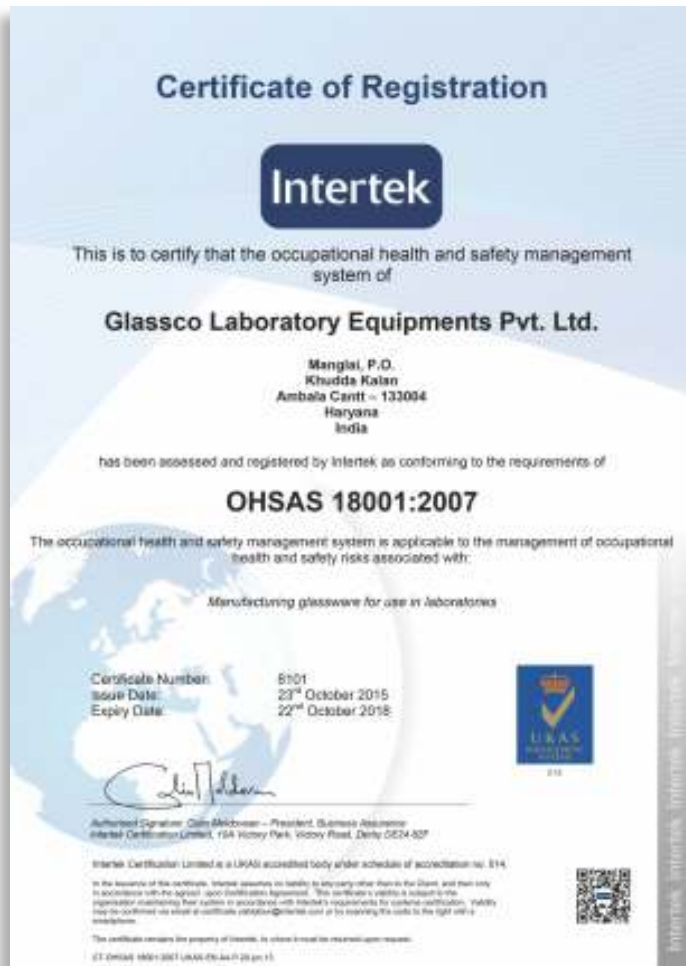
This shall be achieved by obtaining customer feedbacks of our performance and making relevant changes in our management system for continual improvement.

QUALITY MANAGEMENT SYSTEM

Glassco believes in delivering world class quality to all its clients globally and is recognized in International market for a quality brand.

The Quality Management system at Glassco is **ISO 9001:2008 certified** by Moody ICL; accredited to **UKAS**.

Glassco maintains Quality System manual for all its business processes and at all manufacturing and post – manufacturing levels, quality system is strictly adhered to. People supervising work affecting quality at Glassco, are trained internal auditors and carry out internal audits in routine practice



7 Steps to Quality

For GLASSCO, Quality Assurance has the foundation in Quality planning in all function

1. Quality plan for communication with you
2. Quality in translating your requirements to our objectives
3. Quality of raw material, not excluding those of semi finished and in process
4. Quality in plant setup, including, trained manpower, latest machinery & technology
5. Quality in calibration of volumetric glassware
6. Quality in services
7. Analysis of data of all processes

Dimensional Checks

Glassco carries out dimensional check with gauges and calipers for all the material produced in the company, while in process and also before further processing



Glass stress-free checks

Glassco has five conveyer furnaces (Lehrs) where all the products are annealed to remove manufacturing stress from glass to ensure that product has long Life and high strength. **Glassco** has four stress viewers installed at several locations for this purpose.



Wall strength, thickness checks

Glassco has two very sophisticated thickness testers for viewing the thickness of glass after the product is blown. This helps to ensure that the thickness is always over the norms in the standards like **ASTM/DIN/ISO**. This ensures that product has long use life and is safe to use.



About us

Quality

Optical Clarity Checks

Glassco verifies the optical clarity of all the products 100% . This is done twice once when the product is first produced and secondly before the product is to be packed to ship.



Fit testing for joints

The taper of the male(cones) and female(sockets) are verified by gauges and taper test tools before further processing, this ensures that the joints are secured of leaks.



Vacuum testing of mating joints

Mating joints are tested under a vacuum to verify that the taper are even and no leaks exist.



Print color adhesion test

All the prints on the glass are verified for colour adhesion by subjecting them to acid boiling, scratch and tape peel off test.





Glassco's Mission

Glassco wants to be recognized as one of the most innovative company in the field of Laboratory Glassware & Instruments which is known for excellent quality & innovative designs that becomes an industry standard.

We will constantly adapt & develop new technologies which would set us apart from our competitors.



Glassco's Vision

To become the first choice for it's customers & users. Sell products with excellent Quality, Value & Convenience. We are constantly exploring the new opportunities by adding new products to our portfolio with a vision to become A One Stop Shop for our customers.

Volumetric Glassware

All volumetric glassware requires very high precision and accuracy which requires controlled conditions for calibrating volumetric glassware go through automatic calibration machines which is state of the art technology imported from germany. Glassco's Calibration Laboratory has under taken accreditation for its system for calibration and testing as per ISO 17025:2005.

Glassco's Calibration Laboratory is NABL approved. NABL has a MRA under the Asia Pacific Laboratory Accreditation Cooperation (APLAC) and the International Laboratory Accreditation Cooperation (ILAC), which means the calibration provided to customers for volumetric ware is acceptable in calibration laboratories worldwide.

The calibrations performed by Glassco calibration laboratory are essential done under ISO 17025:2005

NABL Certificate



Please see list of Accreditation Bodies Worldwide from Page No. 311-314

Volumetric Glassware

Types Of Calibration & How To Use

Burettes and pipettes which is calibrated to deliver TD, EX which means the delivered quantity of the liquid corresponds to the capacity indicated on the instrument.

Burettes

These are calibrated "to deliver". Fill the burette a bit higher than the zero mark at the top. Check for trapped air bubbles, tap the burettes lightly to remove these; drain the solution once carefully to level of zero mark. Fill more solution up if the meniscus has gone below the zero mark. Drain the solution to the exact zero level. Wipe off the drops at the tip of the burette. Open the stopcock very slowly and start the titration. Do not touch the tip to the container wall you use. When the color begins to change, stop the titration and wait for 30 seconds as the waiting time of Class "AS" burettes. Check the meniscus for changes and add little volume to get complete titration.

Pipettes

These are calibrated "to deliver". Fill the liquid little above the volume mark. Wipe off the tip and wet area. Hold the pipette at the eye level and place the tip of the pipette to the wall of a vessel with a slight angle between contact point. Discharge the excess volume until meniscus reaches the calibration mark of the pipette. To use the pipette volume, place the tip to the wall of the vessel with a slight angle. Pay attention to clear the pipette completely. When the level of the liquid reaches the tip of the pipette, you have to wait a little as the waiting time (if the pipette is Class "AS") for say 5 seconds. When the waiting time is over, wipe off the pipette tip by pulling it upwards along the wall of the vessel. If there is still any residual liquid left in the tip, leave it as it is.

Flasks and cylinders is calibrated to contain TC, IN which means the contained quantity of the liquid corresponds to the capacity indicated on the instrument.

Volumetric flasks

These are calibrated "to contain". These are very precisely calibrated. Fill the volumetric flask with distilled water with a funnel to ensure that water is discharged below the meniscus line. Fill more distilled water until it reaches a bit below of the calibration ring mark. Add some more water in small volumes so that the meniscus will be exactly at the same level of the ring mark. To make accurate standard solution put precise weight of the substance in the flask. Shake the flask with stopper on.

Measuring Cylinders

These are calibrated "to contain" and graduated to show different levels. Cylinders are mainly used for the exact measurement of liquids. First fill the liquid carefully, so that meniscus level will reach the desired volume mark. Add the precise weight of the substance and dissolve the substance by shaking the measuring cylinder. In ASTM standards cylinders are now calibrated "to deliver" (TD), also which has been recently introduced in cylinder section.

Results of calibration are guaranteed for precision as per DIN, ISO, USP, & ASTM standards.

Volumetric Glassware with certificate DE-M 18

All Glassco Volumetric Glassware now comes with new DE-M sign followed by Particular Year. Glassco Glassware are conformity certified which confirms that all **Class A** Glassware are manufactured according to “**EICH OR DNUNG**” THE GERMAN FEDERAL WEIGHTS & MEASURES REGULATIONS. This sign of conformity is printed directly on the product according to **DIN 12600**

Types of Certificate

BATCH CERTIFICATE

Volumetric flasks comes with a batch certificate in which mean value, standard deviation is incorporated along with batch number like which signifies the month 01 and 10 is the years

01.10 This comes in a pack of 2 and comes along with the flask in the box you can also download it from www.glasscolabs.com and by scanning the QR Code from the label of the box or from the volumetric flask.

QR CODES !

Now On All
Glassco Ware Cartons &
QR-Coded Volumetric Flasks

Scan



Use your **Smartphone**
with recommended App
(Page XIV) to scan the
QR Code on the
box labels ...



Select 1
User Manual



Select 2
Certificate of Conformity



Select 3
Certificate of Calibration

INDIVIDUAL CERTIFICATE

These flasks comes with a certificate on which individual serial number, mean value, standard deviation and measured uncertainty is given along with the batch number and serial number like 01.10 (Month and year of manufacture) **01.10 505** (serial number) This comes in a pack of one and each flask is having a certificate with it in the box you can also download it from www.glasscolabs.com and by scanning the QR Code from the label of the box or from the volumetric flask.

For Ordering QR Coded printed flask please look at volumetric flask section from page no. 153 to 167

USP Glassware

All the volumetric glassware or measuring instruments to be used in laboratories which are under surveillance of US authorities such as Food and Drug Administration (FDA), have a mandatory requirement to use products which adhere to standards set by US PHARMACOPEIA. The USP standard has some deviation from DIN, ISO standards. The products that fall under this category are

- Measuring Pipettes
- Measuring Cylinder
- Volumetric Pipettes
- Volumetric Flasks

All the products mentioned above have tighter tolerances compared to ISO standards.



Volumetric Glassware with certificate DE-M 18

Usp Individual Certificate

GLASSCO has recently launched its USP grade (UNITED STATES PHARMACOPIA) standard flasks with also comes with a certificate on which individual serial number, mean value, standard deviation and measured uncertainty is given along with the batch number and serial number like 01.10 (Month and year of manufacturing) 605 (serial number). This comes in a pack of one and comes along with the flask in the box you can also download it from www.glasscolabs.com and by scanning the QR Code from the label of the box.

NABL Calibration Certificate

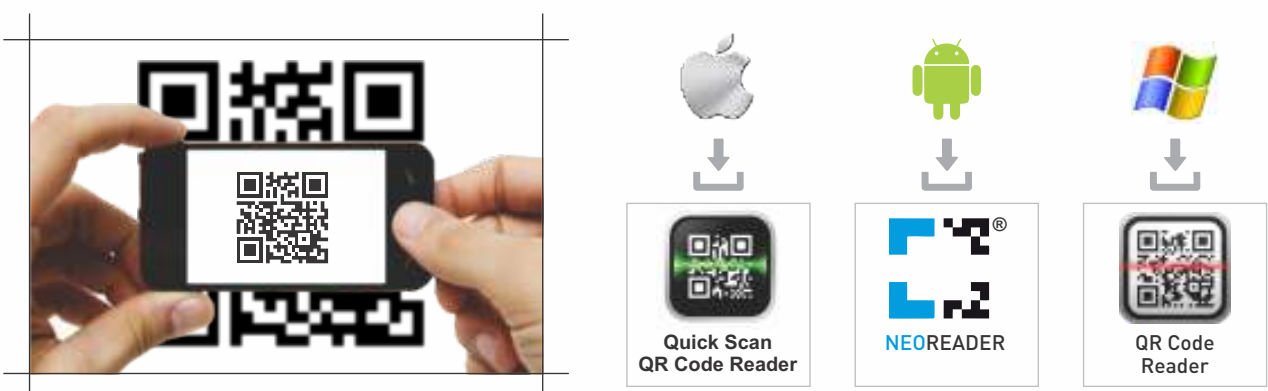
This certificate is issued by NABL calibration Laboratory at Glassco NABL by virtue of its collaboration with (APLAC) Asia Pacific Laboratory Accrediting Cooperation & (ILAC) International Laboratory Accreditation. NABL Calibration Certificate is internationally recognized. Both the instrument & Certificate shows the individual serial number & the Certificate no.

NABL
CC-2521
505
01.10



* For ordering all NABL certified glassware, please use middle no. 405

Volumetric Glassware with Qr-code



GLASSCO has recently launched its **QR coded** volumetric flasks both in **ASTM, ISO** and **ASTM** standards. This is available in individual certified volumetric flasks and batch certified volumetric flasks . All the volumetric flasks are made from ASTM E 438 TYPE 1 CLASS A BORO 3.3 GLASS which is chemically inert and thermal shock resistant. All Volumetric wares are calibrated exceeding the demands of applicable standards. As all the manufacturers worldwide normally include the batch / individual certificate in the pack and many a times it is lost while using the glassware, the only option left to you is to either contact the manufacture or to make a grinding effort to go on the manufacturers website locate the applicable link and download the certificate . To make it most convenient for you, now with the **GLASSCO QR coded volumetric flasks** all you have to do is to scan the QR CODE from your mobiles with **QR code scanner (NeoReader)** and it will not only give you certificate of calibration (**individual /batch**) but will also give you information of certificate of compliance and the products user manual.



GLASSCO
DECODED GLASSWARE

QR-CODED:
SCAN YOUR
CALIBRATED
GLASS.

USP | DIN | ASTM | ISO

www.glasscolabs.com

GET SCAN VOLUMETRIC FLASK
Please download Neo Reader Scanner and scan your Volumetric Flask with your smart phone.

SET SELECT CERTIFICATE INDIVIDUAL/BATCH CONFORMITY OR USER MANUAL
Website will open with choice of batch or individual certificate and please type Serial No. from Flask

GO PRINT OR SAVE YOUR CERTIFICATE
Your certificate is now ready to be saved or printed at the time of your audit, before audit or after audit.

Available at
your Fingertips !

Volumetric Glassware with Qr-code




Use your Smartphone to scan the QR Code on the box labels ...

FROM HERE YOU GET

Certificate of conformity

User manual



User Manual

Index

Adapters	2-30
Beakers	31-35
Bottles	36-55
Burettes	56-75
Columns	76-80
Condensers	81-87
Crucibles	88-91
Cylinders	92-105
Dessicators	106-107
Dishes	108-111
Distillation	112-115
Extraction Apparatus	116-118
Filtration	119-124
Flasks	125-152
Flasks, Volumetric	153-169
Funnels	170-192
Instruments	193-208
Joints	209-213
Lab Essentials	214-221
Liquid Handling	222-230
Metalware	231-246
Pipettes	247-262
Rubberware	263-271
Stopcocks	272-275
Stoppers	276-277
Tubes	278-294
Utility Sets	295-296
Vials	297-302
Water Distillation	303-310

Adapter

All adapters come in different shapes and sizes and are manufactured from **ASTM E 438 TYPE 1 Class A Boro 3.3 Glass**.

Adapters Bushing with Drip Tip

- Thick wall and reinforced rim.
- Outside of the bushing has full length and inside has smaller length
- For compact assembly of dissimilar joints



Buy Now!

Item Code	Socket Size	Cone Size	Pack of
013.230.01	14/23	19/26	100
013.230.02	19/26	29/32	100

ASTM Sizes *New*



Buy Now!

Item Code	Socket Size	Cone Size	Pack of
013.478.01	14/20	19/22	1
013.478.01A	14/20	24/40	1
013.478.02	14/35	24/40	1

Adapters, Reduction

- Complies as per **DIN 12257**
- Small size socket at top & big size cone at bottom



Buy Now!

Item Code	Socket Size	Cone Size	Pack of
013.202.01*	14/23	14/23	10
013.202.01A	14/23	19/26	10
013.202.02*	14/23	24/29	10
013.202.03	14/23	29/32	10
013.202.04*	19/26	24/29	10
013.202.05	19/26	29/32	10
013.202.06*	19/26	34/35	10
013.202.07*	19/26	40/38	10
013.202.08*	19/26	45/40	10
013.202.09*	19/26	55/44	10
013.202.10*	24/29	29/32	10
013.202.11*	24/29	34/35	10
013.202.12*	24/29	40/38	10
013.202.13*	24/29	45/40	10
013.202.14*	24/29	50/42	10
013.202.15*	24/29	55/44	10
013.202.16*	29/32	34/35	10
013.202.17*	29/32	40/38	10
013.202.18	29/32	45/40	10
013.202.19*	34/35	40/38	10
013.202.20*	34/35	45/40	10
013.202.21*	34/35	50/42	10

* Non DIN/ISO

ASTM Sizes *New*



Buy Now!

Item Code	Socket Size	Cone Size	Pack of
013.470.02A	14/20	19/22	1
013.470.02	14/20	24/40	1
013.470.04	19/22	24/40	1
013.470.10	24/40	29/42	1
013.470.13	24/40	45/50	1

Adapters, Expansion

- Complies as per **DIN 12257**
- Big size socket at top & small size cone at bottom

Item Code	Socket Size	Cone Size	Pack of
014.202.01	19/26	14/23	10
014.202.02*	24/29	14/23	10
014.202.03*	24/29	19/26	10
014.202.03A	29/32	14/23	10
014.202.04	29/32	19/26	10
014.202.05*	29/32	24/29	10
014.202.06*	34/35	19/26	10
014.202.07*	34/35	24/29	10
014.202.08*	34/35	29/32	10
014.202.09*	40/38	24/29	10
014.202.10*	45/40	29/32	10

* Non DIN/ISO

ASTM Sizes *New*

Item Code	Socket Size	Cone Size	Pack of
014.470.01	19/22	14/20	1
014.470.02	24/40	14/20	1
014.470.03	24/40	19/22	1
014.470.05	29/42	24/40	1
014.470.09A	45/50	24/40	1



Buy Now!



Buy Now!

GLASS
BORO
3.3

Chemical
Resistant

ONE
SOCKET

ONE
CONE

Adapters, Multiple

- Complies as per **DIN 12594**
- Comes with two parallel necks with sockets & one cone at bottom

Item Code	Socket Size	Cone Size	Pack of
015.202.01	14/23	14/23	1
015.202.01A*	14/23	19/26	1
015.202.02	19/26	19/26	1
015.202.03*	19/26	24/29	1
015.202.04*	24/29	24/29	1
015.202.05*	19/26	34/35	1
015.202.06	29/32	29/32	1

* Non DIN/ISO

ASTM Sizes *New*

Item Code	Socket Size	Cone Size	Pack of
015.470.01	14/20	14/20	1
015.470.03	19/22	19/22	1
015.470.04	24/40	24/40	1



Buy Now!



Buy Now!

GLASS
BORO
3.3

Chemical
Resistant

TWO
SOCKET

ONE
CONE

Adapter

Adapters, Multiple

- Comes with two necks, one vertical, one at 45° & one cone at bottom



Buy Now!

Item Code	Socket Size	Cone Size	Pack of
016.202.01	14/23	14/23	1
016.202.01A	14/23	19/26	1
016.202.01B	14/23	24/29	1
016.202.02	19/26	19/26	1
016.202.03	19/26	24/29	1
016.202.04	14/23	29/32	1
016.202.05	29/32	29/32	1

GLASS
BORO
3.3



Adapters, Multiple

- Comes with three similar necks, two parallel, one at 45° & one cone at bottom



Buy Now!

Item Code	Socket Size	Cone Size	Pack of
017.202.01	19/26	19/26	1
017.202.01A	19/26	24/29	1
017.202.02	19/26	29/32	1
017.202.03	24/29	24/29	1
017.202.04	29/32	29/32	1

GLASS
BORO
3.3



Adapters, Swan Neck

- Comes with screw thread for a thermometer or to have a rubber hose

Item Code	Socket Size	Cone Bore	Pack of
018.202.01	14/23	19/26	1
018.202.01A	19/26	19/26	1
018.202.02	19/26	24/29	1
018.202.03	24/29	24/29	1
018.202.04	29/32	29/32	1



Buy Now!



GLASS
BORO
3.3

Chemical
Resistant

ONE
SOCKET

ONE
CONE

Adapters, Receiver Delivery

- With short stem

Item Code	Socket Size	Approx Length (mm)	Pack of
019.202.01	14/23	65	10
019.202.02	19/26	65	10
019.202.03	24/29	65	10
019.202.04	29/32	65	10



Buy Now!



GLASS
BORO
3.3

Chemical
Resistant

Socket

Adapter

Adapters, Receiver Delivery

- With Long stem



Buy Now!

Item Code	Socket Size	Approx Length (mm)	Pack of
019.202.05	14/23	190	10
019.202.06	19/26	200	10
019.202.07	24/29	200	10
019.202.08	29/32	200	10



Adapters, Receiver

- Straight stem



Buy Now!

Item Code	Socket Size	Pack of
020.202.01	14/23	10
020.202.02	19/26	10
020.202.03	24/29	10
020.202.04	29/32	10



Adapters, Receiver, Bend with Vent

- With Drip Tip
- With side arm to provide vent to atmosphere
- Avoids the problem of closed system

Item Code	Socket Size	Cone Size	Pack of
021.202.01	14/23	14/23	1
021.202.02	19/26	19/26	1
021.202.03	19/26	24/29	1
021.202.04	24/29	24/29	1
021.202.05	29/32	29/32	1



Buy Now!



GLASS BORO 3.3

Chemical Resistant

ONE SOCKET

ONE CONE

DRIP TIP

Adapters, Receiver, Plain Bend

- With Drip Tip
- Without vent
- Provide a simple vapor path between flask & Distillation condensers

Item Code	Socket Size	Cone Size	Pack of
025.202.00	14/23	14/23	1
025.202.00A	14/23	14/23	1
025.202.01	19/26	19/26	1
025.202.02	19/26	19/26	1
025.202.03	24/29	24/29	1
025.202.04	29/32	29/32	1



Buy Now!



GLASS BORO 3.3

Chemical Resistant

ONE SOCKET

ONE CONE


DRIP TIP

ASTM Sizes *New*

Item Code	Socket Size	Cone Size	Pack of
025.470.06	24/40	24/40	1



Buy Now!



GLASS BORO 3.3

Chemical Resistant

ONE SOCKET

ONE CONE

DRIP TIP

Adapter

Adapters, Recovery Bend, Sloping End

- With Drip Tip



Buy Now!

GLASS
BORO
3.3



Buy Now!

Item Code	Cone Size to fit flask	Cone Size to fit Condenser	Pack of
026.202.01	14/23	14/23	1
026.202.02	24/29	14/23	1
026.202.03	19/26	19/26	1
026.202.04	24/29	19/26	1
026.202.05	29/32	19/26	1
026.202.06	29/32	29/32	1
026.202.07	24/29	24/29	1
026.202.08	34/35	24/29	1
026.202.09	29/32	24/29	1
026.202.10	34/35	29/32	1

ASTM Sizes *New*

Item Code	Cone Size to fit flask	Cone Size to fit Condenser	Pack of
043.470.03	24/40	24/40	1

Adapters, Receiver, Vacuum Straight

- Complies as per DIN 12594
- With Drip Tip & delivery stem within cone
- Straight with Vacuum Connection & Screw Thread Adapter



DIN
12594



Buy Now!

GLASS
BORO
3.3



Buy Now!

Item Code	Socket Size	Cone Size	Pack of
022.202.01	14/23	14/23	1
022.202.02*	14/23	19/26	1
022.202.02A	19/26	19/26	1
022.202.03*	19/26	24/29	1
022.202.04*	24/29	24/29	1
022.202.05*	24/29	29/32	1
022.202.06	29/32	29/32	1

* Non DIN/ISO

ASTM Sizes *New*

Item Code	Socket Size	Cone Size	Pack of
022.472.04S	24/40	24/40	1

Adapters, Receiver, vacuum, Angled

- Compliance with DIN 12594
- With Drip Tip & delivery stem within cone
- Bend with vacuum connection & screw thread

Item Code	Socket Size	Cone Size	Pack of
022.201.01	14/23	14/23	1
022.201.02*	14/23	19/26	1
022.201.03	19/26	19/26	1
022.201.04*	19/26	24/29	1
022.201.05*	24/29	24/29	1
022.201.06*	24/29	29/32	1
022.201.07	29/32	29/32	1

* Non DIN/ISO

ASTM Sizes *New*

Item Code	Socket Size	Cone Size	Pack of
022.471.01S	14/20	14/20	1
022.471.03S	19/22	19/22	1
022.471.05S	24/40	24/40	1

Adapters Distillation 105° *New*

- Fabricated from inner Drip tube inside cone at bottom & a socket at the top

Item Code	Socket Size	Cone Size	Pack of
025.475.01	14/20	14/20	1



Buy Now!



Buy Now!



Buy Now!



Adapter

Adapters, Receiver, Side socket

- Cone with Drip Tip
- With One Side Inclined at an angle of 105°



Buy Now!

Item Code	Socket Size	Cone Size	Pack of
023.202.01	14/23	14/23	1
023.202.02	19/26	19/26	1
023.202.03	19/26	24/29	1
023.202.04	24/29	24/29	1
023.202.05	29/32	29/32	1

GLASS
BORO
3.3



Adapters, Receiver, Multiple

- With Multiple Connection & Screw Thread
- Connection for three flasks
- With side arm for connection to a vacuum supply
- With socket for connection to condenser



Buy Now!

Item Code	Socket Size	Cone Size	Pack of
024.202.01	14/23	14/23	1
024.202.02	14/23	19/26	1
024.202.03	19/26	19/26	1

GLASS
BORO
3.3



Adapter, Distilling Receiver, With Hose Connection *New*

- Distribution Adapter, Cow-type design having three receivers spaced 40° apart
- Has 135° angle between the center line of the condenser and the receiver tubes
- This receiver can be used with short path style distilling heads
- Three receiver with cone & a glass hose connection for vacuum

Item Code	Socket Size	Cone Size	Pack of
024.471.03	24/40	24/40	1



Buy Now!



GLASS BORO 3.3

Chemical Resistant

ONE SOCKET

THREE CONE

Screw

Adapter, Distilling Receiver, Without Hose Connection *New*

- Distribution Adapter, Cow-type design having three receivers spaced 40° apart
- Has 135° angle between the center line of the condenser and the receiver tubes
- This receiver can be used with short path style distilling heads

Item Code	Socket Size	Cone Size	Pack of
024.470.01	14/20	14/20	1
024.470.02	24/40	24/40	1



Buy Now!



GLASS BORO 3.3

Chemical Resistant

ONE SOCKET

THREE CONE

Adapter

Adapters, Distilling Cow Receiver *New*

- With one female/socket joint and four cone with drip-tip male joints
- Flask 100ml



Buy Now!

Item Code	Socket Size	Cone Size	Pack of
024.475.01	14/20	14/20	1

GLASS
BORO
3.3

Chemical
Resistant

ONE
SOCKET

FOUR
CONE

DRIP TIP

Adapters, Recovery Bend, Vertical

- With Drip Tip
- Used in distillation assembly



Buy Now!

Item Code	Cone Size to fit flask	Cone Size to fit Condenser	Pack of
027.202.01	14/23	14/23	1
027.202.02	19/26	19/26	1
027.202.03	24/29	19/26	1
027.202.04	24/29	24/29	1
027.202.05	29/32	29/32	1

GLASS
BORO
3.3

Chemical
Resistant

TWO
CONE

DRIP TIP

Adapters, Still Head Plain

- Complies with DIN 12594
- With Drip Tip
- With Thermometer Socket
- Used in distillation assembly for connecting flask to condenser

Item Code	Socket Size	Cone Size to fit flask	Cone Size to fit Condenser	Pack of
028.202.01	14/23	14/23	14/23	1
028.202.02	14/23	19/26	19/26	1
028.202.03*	14/23	24/29	19/26	1
028.202.04	14/23	29/32	19/26	1
028.202.05*	14/23	34/35	19/26	1
028.202.06*	14/23	24/29	24/29	1
028.202.07*	14/23	34/35	24/29	1
028.202.08*	14/23	29/32	24/29	1
028.202.09*	14/23	29/32	29/32	1
028.202.10*	14/23	34/35	29/32	1

* Non DIN/ISO

ASTM Sizes *New*

Item Code	Socket Size	Cone Size to fit flask	Cone Size to fit Condenser	Pack of
028.470.02	19/22	19/22	19/22	1
028.470.03	24/40	24/40	24/40	1
028.470.04	14/20	14/20	14/20	1

Adapters, Claisen Heads

- Compliance with DIN 12594
- Sloping with 2 x B14 Socket
- Still heads but with extra socket to accept dropping funnel or stirrer etc.

Item Code	Socket Size	Cone Size to fit flask	Cone Size to fit Condenser	Pack of
029.202.01	14/23	14/23	14/23	1
029.202.02*	14/23	19/26	19/26	1
029.202.03*	14/23	24/29	19/26	1
029.202.04*	14/23	24/29	24/29	1
029.202.05	14/23	29/32	29/32	1
029.202.06*	14/23	34/35	24/29	1

* Non DIN/ISO



Buy Now!



GLASS BORO 3.3

Chemical Resistant

ONE SOCKET

TWO CONE

DRIP TIP



Buy Now!



GLASS BORO 3.3

Chemical Resistant

TWO SOCKET

TWO CONE

Adapter

Adapters, Splash Heads, Straight

- With Drip Tip
- Pear shape
- Used between flask & condenser to stop movement of raw liquid



Buy Now!

Item Code	Socket Size	Cone Size	Pack of
030.202.01	14/23	14/23	1
030.202.02	19/26	24/29	1
030.202.03	29/32	29/32	1

ASTM Sizes *New*



Buy Now!

Item Code	Cap. (ml)	Socket Size	Cone Size	Pack of
030.402.04A	100	24/40	24/40	1

GLASS
BORO
3.3



ONE
SOCKET



Adapters, Splash Heads

- Vertical, Pear Shape
- Lower cone accepts flask & upper cone accepts condenser



Buy Now!

Item Code	Cone Size to fit flask	Cone Size to fit Condenser	Pack of
031.202.01	14/23	14/23	1
031.202.02	19/26	19/26	1
031.202.03	24/29	19/26	1
031.202.04	24/29	24/29	1
031.202.05	29/32	29/32	1

GLASS
BORO
3.3



TWO
CONE

Adapters, Splash Heads, Sloping

- With Drip Tip
- Pear Shape

Item Code	Cone Size to fit flask	Cone Size to fit Condenser	Pack of
032.202.01	14/23	14/23	1
032.202.02	19/26	19/26	1
032.202.03	24/29	19/26	1
032.202.04	24/29	24/29	1
032.202.05	29/32	29/32	1



Buy Now!



GLASS BORO 3.3

Chemical Resistant

TWO CONE

DRIP TIP

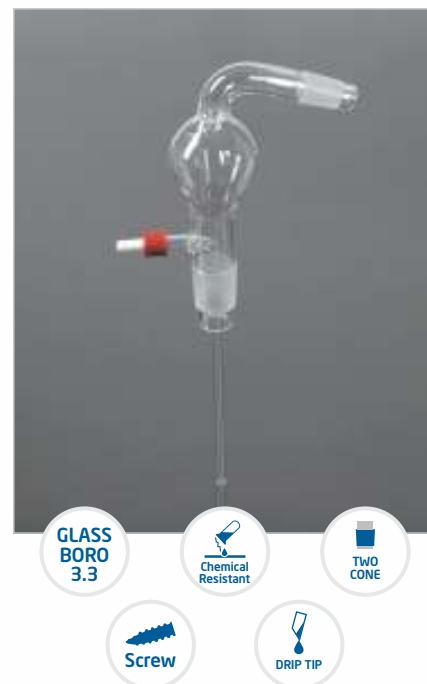
Adapters, Steam Distillation Heads, Sloping

- With Drip Tip
- With screw thread
- With integral stem

Item Code	Cone Size to fit flask	Cone Size to fit Condenser	Pack of
033.202.01	24/29	19/26	1
033.202.02	34/35	19/26	1
033.202.03	34/35	24/29	1



Buy Now!



GLASS BORO 3.3

Chemical Resistant

TWO CONE

Screw

DRIP TIP

Adapter

Adapters, splash head, rotary evaporator *New*

- For use with rotary evaporators
- Prevents contents of the flask from being drawn into condenser
- Modified bump traps provide expanded volume from reaction that have tendency of excessive foam.



Buy Now!

Item Code	Cap. (ml)	Socket Size	Cone Size	Pack of
030.275.06	150	29/32	19/26	1
030.275.06A	150	29/32	24/29	1
030.275.06B	150	29/32	29/32	1

ASTM Sizes *New*



Buy Now!

Item Code	Cap. (ml)	Socket Size	Cone Size	Pack of
030.475.02A	250	24/40	24/40	1
030.475.04A	100	24/40	24/40	1
030.475.01A	250	24/40	14/20	1
030.475.04	100	24/40	14/20	1

GLASS
BORO
3.3



ONE
SOCKET

ONE
CONE

Adapters, splash head, rotary evaporator, anti-climb *New*

- For use with rotary evaporators
- Useful for liquids that have tendency to foam



Buy Now!

Item Code	Cap. (ml)	Socket Size	Cone Size	Pack of
030.276.03	150	29/32	19/26	1
030.276.03A	150	29/32	24/29	1
030.276.03B	150	29/32	29/32	1

ASTM Sizes *New*



Buy Now!

Item Code	Cap. (ml)	Socket Size	Cone Size	Pack of
030.476.02	250	24/40	24/40	1

GLASS
BORO
3.3



ONE
SOCKET

ONE
CONE

Adapters, Flash Chromatography Reservoirs *New*

- Made from ASTM E-438, Type-1, Class-A, Boro 3.3 glass

Item Code	Cap. (ml)	Socket Size	Cone Size	Pack of
030.480.02A	250	24/40	24/40	1



Buy Now!



Adapters, Cone

- With Glass stopcock
- With Drip Tip

Item Code	Cone Size	Stopcock Bore	Angle	Pack of
034.202.01	14/23	2.5	Right Angle	1
034.202.02	19/26	2.5	Right Angle	1
034.202.03	24/29	2.5	Right Angle	1
034.202.04	29/32	2.5	Right Angle	1
034.260.01	14/23	2.5	Straight	1
034.260.02	19/26	2.5	Straight	1
034.260.03	24/29	2.5	Straight	1
034.260.04	29/32	2.5	Straight	1



Buy Now!



PS: The above Adapter can also be supplied with PTFE key or PTFE Needle valve Stopcock. Please ask for prices separately. See page no. 272

Adapter

Adapter, Socket, with Glass stopcock



Buy Now!

Item Code	Socket Size	Stopcock Bore	Pack of
035.202.01	14/23	2.5	1
035.202.02	19/26	2.5	1
035.202.03	24/29	2.5	1
035.202.04	29/32	2.5	1

PS: The above Adapter can also be supplied with PTFE key or PTFE Needle valve Stopcock. Please ask for prices separately. See page no. 272

GLASS
BORO
3.3

Chemical
Resistant

ONE
SOCKET

GLASS

Adapter, Vacuum with ASTM Sizes *New*

- With Teflon Stopcock
- At 90°



Buy Now!

Item Code	Cone Size	Pack of
034.470.02	19/22	1

GLASS
BORO
3.3

Chemical
Resistant

ONE
CONE

PTFE

Adapters, Vacuum *New*

- With Teflon Stopcock
- Straight

Item Code	Cone Size	Pack of
034.470.01J	14/20	1
034.470.03J	24/40	1



Buy Now!



GLASS
BORO
3.3

Chemical
Resistant

ONE
CONE

PTFE

Adapters, Flushing *New*

- With 2mm T-bore PTFE stopcock

Item Code	Cone Size	Pack of
048.202.01	24/40	1



Buy Now!



GLASS
BORO
3.3

Chemical
Resistant

ONE
CONE

PTFE

Adapter

Adapters, Stopcock, Socket *New*

- With Rotaflo PTFE stopcock providing fine flow control and positive closure
- Detachable plastic screw thread connectors allows hose etc
- To be fitted easily and safely



Buy Now!

Item Code	Socket Size	Bore Size (mm)	Pack of
035.212.01	14/23	3.0	1
035.212.02	19/26	3.0	1
035.212.03	24/29	3.0	1

GLASS
BORO
3.3

Chemical
Resistant

ONE
SOCKET

Screw

360°
NEEDLE

Adapters, Stopcock, T-shape, Cone *New*

- Made from ASTM E-437, Type-1, Class-A, Boro 3.3 glass
- With Rotaflo PTFE stopcock providing fine flow control and positive closure
- Detachable plastic screw thread connectors allows hose etc. to be fitted easily and safely



Buy Now!

Item Code	Cone Size	Bore Size (mm)	Pack of
046.212.01	14/23	3.0	1
046.212.02	19/26	3.0	1
046.212.03	24/29	3.0	1

GLASS
BORO
3.3

Chemical
Resistant

ONE
CONE

Screw

360°
Rotaflow

Adapters, Cone with Rubber Tubing

- Right angle connection for attachment of rubber hose
- With Drip Tip
- With Screw Thread

Item Code	Cone Size	Pack of
036.202.01	14/23	1
036.202.02	19/26	1
036.202.03	24/29	1
036.202.04	29/32	1



Buy Now!



GLASS
BORO
3.3

Chemical
Resistant

ONE
CONE

Screw

DRIP TIP

ASTM Sizes *New*

Item Code	Cone Size	Pack of
036.475.01S	24/40	1
036.475.03S	14/20	1



Buy Now!

Adapters, Vacuum/Argon (Nitrogen), Straight *New*

- Hose connection at top and male joint

Item Code	Cone Size	Pack of
020.475.01	14/20	1
020.475.03	24/40	1



Buy Now!



GLASS
BORO
3.3

Chemical
Resistant

ONE
CONE

Adapter

Adapters Inlet, Fritted *New*

- With an extra coarse disc between the serrated hose connection and the inner joint
- Fritted disc prevents solids from being introduced into the system
- Hose connection has a O.D. of 8mm



Buy Now!

Item Code	Cone Size	Pack of
036.471.01	14/20	1
036.471.04A	24/40	1

GLASS
BORO
3.3



ONE
CONE

FRITTED
DISC

Adapters, Cone with Stem to Rubber Tubing

- Right angle connection for attachment of rubber hose



Buy Now!

Item Code	Cone Size	Pack of
037.202.01	14/23	1
037.202.02	19/26	1
037.202.03	24/29	1
037.202.04	29/32	1

GLASS
BORO
3.3



ONE
CONE

Adapters, Tubing Straight

- With Hooks
- With straight connection for attachment of rubber hose

Item Code	Socket Size	Pack of
038.202.01	14/23	1
038.202.02	19/26	1
038.202.03	24/29	1
038.202.04	29/32	1



Buy Now!



GLASS
BORO
3.3

Chemical
Resistant

ONE
SOCKET

ASTM Sizes *New*

- Without Hooks

Item Code	Socket Size	Pack of
020.470.01	14/20	1
020.470.03	24/40	1



Buy Now!

Adapters, Socket to cone

- With side arm & screw thread for attachment of rubber hose
- Socket at top & cone at bottom

Item Code	Socket Size	Cone Size	Pack of
039.202.01	14/23	14/23	1
039.202.02	14/23	19/26	1
039.202.03	14/23	24/29	1
039.202.04	14/23	29/32	1
039.202.05	19/26	19/26	1
039.202.06	19/26	24/29	1
039.202.07	19/26	29/32	1
039.202.08	24/29	24/29	1
039.202.09	24/29	29/32	1
039.202.10	29/32	29/32	1



Buy Now!



GLASS
BORO
3.3

Chemical
Resistant

ONE
SOCKET

ONE
CONE

Screw

Adapter

Adapters Vaccum or Gas 90° *New*

- Hose connection on the side and a male joint



Buy Now!

Item Code	Cone Size	Pack of
341.470.02	14/20	1
341.470.03	19/22	1
341.470.05A	24/40	1
341.470.05	29/42	1
341.470.04	35/20	1

GLASS
BORO
3.3



ONE
CONE

Adapters, Twin Connecting Hose *New*

- Adapter has two hose connection 180° from one another to permit a flow of inert gas over the apparatus



Buy Now!

Item Code	Cone Size	Pack of
046.202.04	24/40	1

GLASS
BORO
3.3



ONE
CONE

Adapters, Drying Tube

• A drying tube or guard tube is a tube-like piece of apparatus used to house a disposable solid desiccant, wherein at one end the tube-like structure terminates in a ground glass joint for use in connecting the drying tube to a reaction vessel, for the purpose of keeping the vessel free of moisture.

Item Code	Cone Size	Pack of
041.202.01	14/23	10
041.202.02	19/26	10
041.202.03	24/29	10
041.202.04	29/32	10



Buy Now!



GLASS
BORO
3.3



ASTM Sizes *New*

Item Code	Cone Size	Pack of
041.471.01	14/20	1
041.471.03	24/40	1



Buy Now!

Adapters, Drying Tube Straight *New*

- Drying tube is a tube-like piece of apparatus used to keeping the vessel free of moisture, often used in organic syntheses
- There is usually a standard joint for use in connecting the drying tube to a reaction flask
- In use, the drying tube is filled with a rechargeable desiccant such as calcium chloride, and the open end of drying tube is partially blocked

Item Code	Socket Size	Cone Size	Pack of
041.470.02	19/22	19/22	1



Buy Now!



GLASS
BORO
3.3



Adapter

Adapters, for Pocket Thermometer

- For incorporating thermometers into jointed-ware assemblies
- Pocket fits most still heads



Buy Now!

Item Code	Cone Size	Approx. Stem Length mm	Pack of
042.202.01	14/23	45	10
042.202.02	19/26	45	10

GLASS BORO 3.3



Adapters, Air Leak Tube/ Gas Inlet Tube

- These tubes are known for their accurate dimensions
- Compact size, light weight and easy maintenance
- Ensure their quality and durability
- We test these tubes on various well-defined parameters



Buy Now!

Item Code	Cone	Pack of
044.202.01	14/23	10
044.202.02	19/26	10
044.202.03	24/29	10
044.202.04	29/32	10

GLASS BORO 3.3



Adapters, Cone Screw Thread

- Ideal for securing of thermometer or gas inner tube

Item Code	Cone Size	Acceptable Dia through Screw Thread mm	Pack of
056.202.01	14/23	6	10
056.202.02	19/26	6	10
056.202.03	24/29	6	10
056.202.04	29/32	6	10



Buy Now!

ASTM Sizes *New*

Item Code	Cone Size	Pack of
056.470.01A	14/20	1
056.470.02A	19/22	1
056.470.03A	24/40	1



Buy Now!



GLASS BORO 3.3

Chemical Resistant

ONE CONE

Screw

Adapters Thermometer with Hose Connection *New*

- With a compression cap & O-ring to form a vacuum tight seal

Item Code	Cone Size	Pack of
056.468.01	14/10	1



Buy Now!



GLASS BORO 3.3

Chemical Resistant

ONE CONE

Screw

Adapter

Adapters, Inlet/Thermometer *New*

- With a compression cap



Buy Now!

Item Code	Cone Size	Pack of
056.467.01	14/10	1



Adapters, Inlet *New*

- Permits insertion of plain stem thermometers or bleed tubes supplied with one holed rubber adapter



Buy Now!

Item Code	Cone Size	Pack of
036.472.01	14/20	1
036.472.02	19/22	1
036.472.03	24/40	1



For Socket: Non-Serrated in Natural Rubber

Item Code	Size	Pack of
410.700.01	B - 14	10
410.700.02	B - 19	10
410.700.03	B - 24	10
410.700.04	B - 29	10



Buy Now!



For Socket: Serrated in Natural Rubber

Item Code	Size	Pack of
410.700.05	B - 14	10
410.700.06	B - 19	10
410.700.07	B - 24	10
410.700.08	B - 29	10



Buy Now!



For Socket: Non-Serrated in Silicon Rubber

Item Code	Size	Pack of
405.700.01	B - 14	10
405.700.02	B - 19	10
405.700.03	B - 24	10
405.700.04	B - 29	10



Buy Now!



Buy Now!

For Socket: Serrated in Silicon Rubber

Item Code	Size	Pack of
405.700.05	B - 14	10
405.700.06	B - 19	10
405.700.07	B - 24	10
405.700.08	B - 29	10



Buy Now!



Adapter

Screw Thread

- Polyethylene



Buy Now!

Item Code	Thread GL	Pack of
056.470.01	14	100

Plastic Hose Connection



Buy Now!

Item Code	Thread GL	Type	Pack of
056.474.01	14	Straight	1

Manufactured from **ASTM E 438 TYPE 1 CLASS A BORO 3.3 GLASS**. These beakers comply to **ISO 3819, DIN 12331 ASTM E - 960** and **USP standards**. These beakers come with white graduation and marking area for use with an ordinary pencil. The beakers has a uniform wall thickness which make it ideal for heating application. These Beakers have excellent thermal performance and are highly resistant to chemical attack.

These beakers can be provided in White & Blue color printing. For ordering just use the same catalogue number and just mention the colour you need.

Beaker, Low form with spout

- Complies with **DIN 12331 & ISO 3819**
- Large labeling field for easy marking
- Uniform wall thickness & Ideal for heating liquids
- Clear metric Graduation for convenience
- Highly resistant to chemical attack

Item Code	Capacity (ml)	Dia (mm)	Height (mm)	Pack of
229.202.01	5	22	30	10
229.202.02	10	26	35	10
229.202.03	25	34	51	10
229.202.04	50	42	58	10
229.202.05	100	50	70	10
229.202.06	150	60	88	10
229.202.07	250	70	95	10
229.202.08	400	80	110	10
229.202.08A	500	83	118	8
229.202.09	600	90	125	8
229.202.10	1000	105	157	6
229.202.11	2000	132	185	4
229.202.13	3000	152	210	1
229.202.14	5000	170	270	1
229.202.15	10000	220	350	1



Buy Now!



Beaker, Low Form, with Double Capacity Scale

- Complies with **ASTM E-960, TYPE 1**
- Printed in white colour enamel
- Large labeling field for easy marking
- Uniform wall thickness
- Ideal for heating liquids
- Printed in double scale
- Highly resistant to chemical attack

Item Code	Capacity (ml)	Graduation Interval (ml)	Graduation Range (ml)	Pack of
229.402.02	10	-	-	12
229.402.03	20	5	5-15	12
229.402.03A	30	5	5-25	12
229.402.04	50	5	10-45	12
229.402.05	100	10	20-80	12
229.402.06	150	10	20-140	12
229.402.07	250	25	25-200	12
229.402.08	400	25	25-325	12
229.402.09	600	50	50-500	6
229.402.10	1000	50	50-1000	6
229.402.11	2000	100	200-1800	4
229.402.14	4000	250	250-3500	1



Buy Now!



Beakers



Buy Now!



Beaker, Low Form, Heavy Wall, with Double Capacity Scale

- Complies with **ASTM E-960**, TYPE-2, BORO 3.3 GLASS
- Printed in matt finish white colour enamel.
- Printed in double scale
- Uniform wall thickness with re-inforced Rim & Spout
- Not recommended for use on hot plates

Item Code	Capacity (ml)	Graduation Interval (ml)	Graduation Range (ml)	Pack of
229.235.07	250	25	25-200	12
229.235.08	400	25	25-325	12
229.235.09	600	50	50-500	6
229.235.10	1000	50	50-1000	6
229.235.11	2000	100	200-1800	4
229.235.14	4000	250	250-3500	1



Buy Now!



Beaker, Tall form with spout

- Complies with **DIN 12331 & ISO 3819**
- Large labeling field for easy marking
- Clear Graduation for easy reading convenience
- Uniform wall thickness
- Ideal for heating liquids
- Clear metric Graduation for convenience
- Highly resistant to chemical attack

Item Code	Capacity (ml)	Dia (mm)	Height (mm)	Pack of
230.202.02	50	38	70	10
230.202.03	100	48	80	10
230.202.04	150	54	95	10
230.202.05	250	60	120	10
230.202.06	400	70	130	10
230.202.07A	500	75	142	8
230.202.07	600	80	150	8
230.202.08*	1000	90	192	6

* Non Din

Beakers, Tall form, Without Spout *New*

- Complies with **DIN 12331 & ISO 3819**
- Large labeling field for easy marking
- Clear Graduation for easy reading convenience
- Uniform wall thickness
- Ideal for heating liquids
- Clear metric Graduation for convenience
- Highly resistant to chemical attack

Item Code	Capacity (ml)	Dia (mm)	Height (mm)	Pack of
230.205.02	50	38	70	10
230.205.03	100	48	80	10
230.205.04	150	54	95	10
230.205.05	250	60	120	10
230.205.06	400	70	130	10
230.205.06AB	500	75	142	8
230.205.07	600	80	150	8
230.205.08	1000	90	192	6



Buy Now!



GLASS
BORO
3.3

WHITE
PRINTING

Chemical
Resistant

TALL FORM

FLARED
BEADED TOP

Beaker, Tablet Disintegration *New*

- Specially designed for Tablet disintegration machine
- Large labeling field that enables easy marking
- Highly resistant to chemical attack

Item Code	Capacity (ml)	Dia (mm)	Height (mm)	Pack of
230.209.08	1000	105	145	10



Buy Now!



GLASS
BORO
3.3

WHITE
PRINTING

Chemical
Resistant

Beakers, Euro Design

- Made from Polypropylene
- These jugs are clear & autoclavable
- Graduation for easy reading



Buy Now!

Item Code	Capacity (ml)	Pack of
101.303.01	25	12
101.303.02	50	12
101.303.03	100	12
101.303.04	250	12
101.303.05	500	12
101.303.06	1000	6
101.303.07	2000	6
101.303.08	5000	2



Measuring Jugs, Euro Design (PP)

- Made from Polypropylene
- These jugs are clear, autoclavable
- Provided with a handle for easy & convenient lifting
- Raised graduation for easy reading



Buy Now!

Item Code	Capacity (ml)	Pack of
179.303.01	250	12
179.303.05	500	12
179.303.06	1000	6
179.303.07	2000	6
179.303.08	3000	6
179.303.09	5000	4



Beaker, Tong, SS

- Made of stainless steel
- Silicon sleeve for temp upto 280° C
- Fibre glass yarn to resist direct flame
- To hold beakers upto 2 Litres (155mm OD)

Item Code	Type	Length (mm)	Material	Max Temp	Pack of
396.303.01	Beaker	250	Glass Fibre	500°C	4
396.303.02	Beaker	300	Glass Fibre	500°C	4
396.303.03	Beaker	250	Silicon	280°C	4
396.303.04	Beaker	300	Silicon	280°C	4



Buy Now!



SS

Si
Sleeved
280°C

Glass
Sleeved
500°C

Beaker, Brush

- Brush with wirewound polyester bristles
- An extra-large brush ideal for cleaning beakers

Item Code	Type	Material	Pack of
593.303.06	Beaker Brush	Nylon	50



Buy Now!



Nylon



Buy Now!

Bottles, Reagent Clear Screw Neck

- Complies with **DIN/ISO 4796**
- Autoclavable PE screw cap and pouring ring
- Printed with retrace code.
- Specially designed PE Pouring rings for drip-free operations
- Clear scale Graduation & large marking area
- These complete bottles are autoclavable & can be sterilized
- These bottles are highly mechanically durable and chemical resistance

Item Code	Capacity (ml)	Dia (mm)	Height (mm)	Pack of
274.205.00	10*	36	50	10
274.202.00B	25*	36	70	10
274.202.00	50*	46	87	10
274.202.01	100	56	100	10
274.202.02	250	70	138	10
274.202.03	500	86	176	10
274.202.04	1000	101	225	10
274.202.05	2000	136	260	10
274.202.07	5000	181	330	1
274.202.08	10000	227	410	1
274.202.09	20000	288	505	1

*without pouring rings



Buy Now!

Bottles, Reagent Amber Screw Cap

- Complies with **DIN/ISO 4796**
- Autoclavable PE screw cap and pouring ring
- Printed with a retrace code.
- Specially designed PE Pouring rings for drip-free operations
- Clear scale Graduation & large marking area
- These complete bottles are autoclavable & can be sterilize
- These bottles are highly mechanically durable and chemical resistance
- The uniform Amber colour is highly durable and chemical resistance
- These bottles are ideal for long term storage of light sensitive media & substance

Item Code	Capacity (ml)	Dia (mm)	Height (mm)	Pack of
275.205.00	10*	36	50	10
275.202.00B	25*	36	70	10
275.202.00	50*	46	87	10
275.202.01	100	56	100	10
275.202.02	250	70	138	10
275.202.03	500	86	176	10
275.202.04	1000	101	225	10
275.202.05	2000	136	260	10

*without pouring rings



Bottles, Screw Cap

- Made from Polyethylene
- Autoclavable upto 140° C
- With Protected Seal

Item Code	Colour Description	Thread Specification	Pack of
275.205.01	Blue	GL 45	10
275.205.01O	Orange	GL 45	10
275.205.01Y	Yellow	GL 45	10
275.205.01G	Green	GL 45	10
275.205.01E	Grey	GL 45	10
275.205.01W	White	GL 45	10
275.205.01B	Black	GL 45	10
275.205.01R	Red	GL 45	10

New

Item Code	Colour Description	Thread Specification	Pack of
275.205.03	Blue	GL 25	10
275.205.03O	Orange	GL 25	10
275.205.03Y	Yellow	GL 25	10
275.205.03G	Green	GL 25	10
275.205.03E	Grey	GL 25	10
275.205.03W	White	GL 25	10
275.205.03B	Black	GL 25	10
275.205.03R	Red	GL 25	10



Buy Now!



Available in Different colours



Pouring Ring, Blue Colour

- Made from Polyethylene
- Autoclavable upto 140° C.

Item Code	Colour Description	Thread Specification	Pack of
275.205.02	Blue	GL 45	10



Buy Now!



Screw Cap, Reagent Bottle

- Made from PTFE (Teflon)
- Autoclavable

Item Code	Colour Description	Thread Specification	Pack of
275.204.01	White	GL 45	10



Buy Now!





GLASS BORO 3.3

WHITE PRINTING

Chemical Resistant

PE

121°C



Buy Now!

Bottles, Reagent Narrow Mouth, Clear Glass

- Complies with DIN/ISO 4796
- These bottles comes with ground joint & PE Stopper
- Printed in matt finish white colour enamel
- Clear scale Graduation for easy reading
- These bottles are mechanically strong and chemical resistant

Item Code	Capacity (ml)	N/S	Pack of
272.232.01	30	14/23	10
272.232.02A	50	14/23	10
272.232.03	100	14/23	10
272.232.04	250	19/26	10
272.232.05	500	24/29	10
272.232.06	1000	29/32	10
272.232.07	2000	29/32	10

*These Bottles can also be supplied with Glass Stoppers.
Please ask for the same separately*



GLASS BORO 3.3

WHITE PRINTING

Chemical Resistant

PE

121°C



Buy Now!

Bottles, Reagent Narrow Mouth, Amber Glass

- Complies with DIN/ISO 4796
- These bottles comes with PE Stopper
- Printed in matt finish white colour enamel.
- Clear scale Graduation for easy reading
- These bottles are mechanically strong and chemical resistant
- The uniform Amber colour is highly durable and has high chemical resistance

Item Code	Capacity (ml)	N/S	Pack of
273.232.01	30	14/23	10
273.232.02A	50	14/23	10
273.232.03	100	14/23	10
273.232.04	250	19/26	10
273.232.05	500	24/29	10
273.232.06	1000	29/32	10
273.232.07	2000	29/32	10

*These Bottles can also be supplied with Glass Stoppers.
Please ask for the same separately*

Reagent Bottle, Narrow mouth

- Made from ASTM E-438, TYPE-1, CLASS-A, BORO 3.3 GLASS
- These bottles come with pressed flat stopper

Item Code	Capacity (ml)	Stopper No.	Pack of
272.207.03A	125	19	1
272.207.04	250	19	1
272.207.05	500	24	1
272.207.06	1000	29	1
272.207.07	2000	29	1



Buy Now!



Bottles, Tooled Neck, Plain *New*

- Mechanically strong and chemical resistant
- Large volume capacity bottles designed for handling and storing culture media
- Large durable white colour enamelled area for marking

Item Code	Capacity (ml)	Dia (mm)	Height (mm)	Pack of
282.202.02	250	70	138	10
282.202.06	500	86	176	10
282.202.07	1000	101	225	10
282.202.08	2000	136	260	10
282.202.10	5000	181	330	1
282.202.11	10000	227	410	1
282.202.12	20000	288	505	1



Buy Now!



Bottles

Bottles, Tooled Neck, Amber *New*

- Recommended use with light-sensitive media and for long-term storage of substances
- Mechanically strong and chemical resistant
- Large durable white colour enamelled area for marking
- The uniform Amber colour is highly durable and has high chemical resistance
- Protects media from light radiation with a wave-length between 300 nm and 500nm



Buy Now!

Item Code	Capacity (ml)	Dia (mm)	Height (mm)	Pack of
282.279.04	250	70	138	10
282.279.06	500	86	176	10
282.279.07	1000	101	225	10
282.279.08	2000	136	260	10

GLASS BORO 3.3



Bottle, Aspirator, with GL 45 Cap with tubulation *New*

- Made From Heat Resistant Boro 3.3 Glass
- These bottles come with autoclavable PP Screw caps & pouring rings
- These bottles have durable large white colour enamel marking area



Buy Now!

Item Code	Capacity (ml)	Approx. O.D. x Height* (mm)	Thread Specification	Pack of
280.205.05	250	70 x 138	GL 45	1
280.205.06	500	86 x 176	GL 45	1
280.205.07	1000	101 x 225	GL 45	1
280.205.08	2000	136 x 260	GL 45	1

*Height indicated is of Bottle only

GLASS BORO 3.3



Bottle, Aspirator, with GL 45 Cap with socket *New*

- Made From Heat Resistant Boro 3.3 Glass
- These bottles comes with autoclavable PP Screw caps & pouring rings
- These bottles have duarable large white colour enamel marking area

Item Code	Capacity (ml)	Approx. O.D. x Height* (mm)	Thread Specification	Outlet Ground Joint Size	Pack of
280.202.07	1000	101 x 225	GL 45	24 / 29	1
280.202.08	2000	136 x 260	GL 45	29 / 32	1
280.202.11	5000	181 x 330	GL 45	29 / 32	1
280.202.12	10000	227 x 410	GL 45	29 / 32	1



Buy Now!



*Height indicated is of Bottle only

Bottle, Aspirator, with GL 45 Cap and Interchangeable Stopcock *New*

- Made From Heat Resistant Boro 3.3 Glass
- Low Expansion

Item Code	Capacity (ml)	Approx. O.D. x Height* (mm)	Thread Specification	Outlet Ground Joint Size	Pack of
281.202.07	1000	101 x 225	GL 45	24 / 29	1
281.202.08	2000	136 x 260	GL 45	29 / 32	1
281.202.11	5000	181 X 330	GL 45	29 / 32	1
281.202.12	10000	227 X 410	GL 45	29 / 32	1
281.202.13	20000	288 X 505	GL 45	29 / 32	1



Buy Now!



*Height indicated is of Bottle only

Bottles, Dropping,

- Made From chemical Resistant glass
- These bottles comes with interchangeable ground joint with dropper and rubber teat.



Buy Now!

Item Code	Capacity (ml)	Pack of
279.202.01	30	10
279.202.02	60	10
279.202.03	120	10
279.202.04	250	10

GLASS
BORO
3.3



WHITE
PRINTING

Bottles, Amber, Dropping

- Made From chemical Resistant amber glass
- These bottles comes with interchangeable ground joint with dropper and rubber teat.



Buy Now!

Item Code	Capacity (ml)	Pack of
279.229.01	30	10
279.229.02	60	10
279.229.03	120	10
279.229.04	250	10

GLASS
BORO
3.3



WHITE
PRINTING

Bottle, Gas Washing

- Complies with **DIN 12463**
- Complete Interchangeable joints

Item Code	Capacity (ml)	Joint Size	Pack of
286.202.04	100	29/32	2
286.202.01B*	125	29/32	2
286.202.05	250	29/32	2
286.202.06	500	29/32	2

* Non DIN



Buy Now!



Head for Gas Bottles

- Made from ISO/DIN 3585, Class A, TYPE 1 , Boro 3.3 glass
- Complies DIN 12596 standard

Item Code	Capacity (ml)	Joint Size	Pack of
285.202.04	100	29/32	1
285.202.01B*	125	29/32	1
285.202.05	250	29/32	1
285.202.06	500	29/32	1

* Non DIN



Buy Now!





Buy Now!

Sintered wash Bottles Head

- Complies DIN 12596

Item Code	Capacity (ml)	Joint Size	Pack of
287.202.06	100	29/32	1
287.202.06A*	125	29/32	1
287.202.07	250	29/32	1
287.202.08	500	29/32	1

* Non DIN

Bottles, Weighing

- Complies ASTM-438, TYPE-1, Boro 3.3 glass
- These bottles are chemically resistant & mechanically strong



Buy Now!

Item Code	O.D. x Ht. (ml)	Form	Capacity (ml)	Pack of
264.202.01	40x30	Squat Form	15	10
264.202.02	50x25	Squat Form	20	10
264.202.03	50x35	Squat Form	35	10
264.202.04	50x50	Squat Form	50	10
264.202.05	60x30	Squat Form	30	10
264.202.06	20x40	Tall Form	5	10
264.202.07	25x50	Tall Form	15	10
264.202.08	30x60	Tall Form	25	10
264.202.09	40x80	Tall Form	60	10



Buy Now!

Item Code	I.D. x Ht. (ml)	Neck Size	Form	Capacity (ml)	Pack of
264.402.03	50x30	50/12	Squat Form	35	10
264.402.05	60x30	60/12	Squat Form	50	10
264.402.07	70x33	71/15	Squat Form	82	10
264.407.01	15x50	14/10	Tall Form	7	10
264.407.02	25x40	24/12	Tall Form	12	10
264.407.02A	25x50	24/12	Tall Form	16	10
264.407.03	30x60	29/12	Tall Form	30	10
264.407.05	40x50	40/12	Tall Form	45	10
264.407.05A	40x80	40/12	Tall Form	70	10
264.407.07	50x60	50/12	Tall Form	85	10

Pycnometers to Gay - Lussac, Calibrated Class-A *New*

- Complies with **DIN/ISO 3507**
- With Individual Work Certificate
- With Teflon stopper

Item Code	Capacity (ml)	Tolerance (\pm ml)	Pack of
268.223.01	10	1	2
268.223.02	25	2	2
268.223.03	50	3	2
268.223.04	100	3	2



Buy Now!



Pycnometers to Gay - Lussac, Calibrated, with Teflon stopper

Manufactured from ASTM 438 TYPE 1 BORO
Boro 3.3 GLASS, DIN ISO 3507, without Certificate

Item Code	Capacity (ml)	Tolerance (\pm ml)	Pack of
268.237.01	10	1.0	2
268.237.02	25	2.0	2
268.237.03	50	3.0	2
268.237.04	100	3.0	2



Buy Now!



Bottles

BOD Bottles for incubating diluted samples of clean water, waster water, effluent water and polluted water during the 5 day biochemical oxygen demand (BOD) test. These BOD bottles feature a flared mouth to form a water seal to prevent the ingress of air during incubation. The interchangeable stoppers have a tapered bottom that also prevents air entrapment.

The stopper joint on BOD bottles is compatible with the probes of leading BOD and DO meters. Bottles have large, permanent marking squares.

Featuring the best quality of glass on the market, BOD bottles are manufactured from high-quality Borosilicate tubing; this type of glass makes them much less susceptible to etching when compared to traditional BOD bottles.

Bottles meet **ASTM E-438 Type 1, Class A** Borosilicate Glass specifications. These bottles come in numbered and un numbered version and also in penny head or robotic stopper.



Buy Now!

GLASS BORO 3.3



Item Code	Capacity (ml)	Number Sequence	Stopper (Glass Type)	Pack of
284.456.01	60	Unnumbered	Pennyhead	1
284.451.01A	60	1-36	Pennyhead	36
284.451.01B	60	37-72	Pennyhead	36
284.451.01C	60	73-108	Pennyhead	36
284.456.02	300	Unnumbered	Pennyhead	1
284.456.02R	Bar-Coded, 300	1-24	Pennyhead	24
284.456.02A	Bar-Coded, 300	25-48	Pennyhead	24
284.456.02B	Bar-Coded, 300	49-72	Pennyhead	24
284.456.02C	Bar-Coded, 300	73-96	Pennyhead	24
284.456.02D	Bar-Coded, 300	97-120	Pennyhead	24
284.456.02E	Bar-Coded, 300	121-144	Pennyhead	24
284.456.02F	Bar-Coded, 300	145-168	Pennyhead	24
284.456.02G	Bar-Coded, 300	169-192	Pennyhead	24
284.456.02H	Bar-Coded, 300	193-216	Pennyhead	24
284.456.02I	Bar-Coded, 300	217-240	Pennyhead	24
284.456.02J	Bar-Coded, 300	241-264	Pennyhead	24
284.456.02K	Bar-Coded, 300	265-288	Pennyhead	24
284.456.02L	Bar-Coded, 300	289-312	Pennyhead	24
284.456.02M	Bar-Coded, 300	313-336	Pennyhead	24
284.456.02N	Bar-Coded, 300	337-360	Pennyhead	24
284.456.02O	Bar-Coded, 300	361-384	Pennyhead	24
284.456.02P	Bar-Coded, 300	385-408	Pennyhead	24
284.456.02Q	Bar-Coded, 300	409-432	Pennyhead	24



Buy Now!

GLASS BORO 3.3



Item Code	Capacity (ml)	Number Sequence	Stopper (Glass Type)	Pack of
284.453.01	60	Unnumbered	Robotic	1
284.453.01A	60	1-36	Robotic	36
284.453.01B	60	37-72	Robotic	36
284.453.01C	60	73-108	Robotic	36
284.455.02	300	Unnumbered	Robotic	1
284.455.02A	Bar-Coded, 300	1-24	Robotic	24
284.455.02B	Bar-Coded, 300	25-48	Robotic	24
284.455.02C	Bar-Coded, 300	49-72	Robotic	24
284.455.02D	Bar-Coded, 300	73-96	Robotic	24
284.455.02E	Bar-Coded, 300	97-120	Robotic	24
284.455.02F	Bar-Coded, 300	121-144	Robotic	24
284.455.02G	Bar-Coded, 300	145-168	Robotic	24
284.455.02H	Bar-Coded, 300	169-192	Robotic	24
284.455.02I	Bar-Coded, 300	193-216	Robotic	24
284.455.02J	Bar-Coded, 300	217-240	Robotic	24
284.455.02K	Bar-Coded, 300	241-264	Robotic	24
284.455.02L	Bar-Coded, 300	265-288	Robotic	24
284.455.02M	Bar-Coded, 300	289-312	Robotic	24
284.455.02N	Bar-Coded, 300	313-336	Robotic	24
284.455.02O	Bar-Coded, 300	337-360	Robotic	24
284.455.02P	Bar-Coded, 300	361-384	Robotic	24
284.455.02Q	Bar-Coded, 300	385-408	Robotic	24
284.455.02R	Bar-Coded, 300	409-432	Robotic	24

Bottles, Culture, (Roux) Off-Set Neck *New*

- These bottles are ideal for growing various type of cultures
- These bottles withstand multiple autoclave & sterilization
- The neck of these bottles is tool finished for greater strength

Item Code	Capacity (ml)	Approx. BxWxH (mm)	Approx. Neck I.D.(mm)	Pack of
288.202.07	1000	126 x 56 x 265	26	2



Buy Now!



Bottles, Brush

Item Code	Type	Material	Pack of
593.303.01	Bottles Brush	Nylon	50



Buy Now!





Buy Now!



Aspirator Bottles

- Made of Polypropylene and are therefore much lighter than glass
- These are autoclavable, durable & dependable
- The leakproof spigot screwed to the bottle body requires only a half turn to open or close
- These bottles are used for storing or dispensing distilled water & other laboratory solutions
- Threads should be totally disengage before autoclaving

Item Code	Capacity (Ltr.)	Pack of
108.303.04	2	1
108.303.01	6	1
108.303.02	10	1
108.303.03	20	1



Buy Now!



Carboy

Material : Polypropylene, Autoclavable

Item Code	Capacity (Ltr.)	Pack of
195.303.01	10	1
195.303.02	20	1

Carboy With Stop Cock

Material : Polypropylene, Autoclavable

Item Code	Capacity (Ltr.)	Pack of
196.303.01	10	1
196.303.02	20	1



Buy Now!



Dropping Bottles

- Made from Low Density Polyethylene
- Dropping Bottles dispense small uniform drops of liquids when pressed lightly

Item Code	Capacity (ml)	Pack of
105.303.01	60	12
105.303.02	125	12



Buy Now!





Buy Now!



Reagent Bottles (Narrow Mouth)

- Made from Polypropylene
- The PP bottles are rigid, translucent and have excellent contact clarity
- These bottles can be autoclaved filled as well as empty
- On the other hand, the Polypropylene bottle too have excellent strength and are unbreakable
- The Polypropylene Cap has a built in seal ring to make these bottles leakproof

Item Code	Capacity (ml)	Pack of
106.303.06	4	12
106.303.07	8	12
106.303.08	15	12
106.303.09	30	12
106.303.01	60	12
106.303.02	125	12
106.303.03	250	12
106.303.04	500	12
106.303.05	1000	6



Buy Now!



Reagent Bottles, Amber (Narrow Mouth)

- Made from HDPE
- The PP bottles are rigid, translucent and have excellent contact clarity
- These bottles can be autoclaved filled as well as empty
- On the other hand, the HDPE bottle too have excellent strength and are unbreakable
- The HDPE Cap has a built in seal ring to make these bottles leakproof

Item Code	Capacity (ml)	Pack of
106.379.01	4	12
106.379.02	8	12
106.379.03	15	12
106.379.04	30	12
106.379.05	60	12
106.379.06	125	12
106.379.07	250	12
106.379.08	500	12
106.379.09	1000	6

Reagent Bottles (Wide Mouth)

- Made from Polypropylene
- The PP bottles are rigid, translucent and have excellent contact clarity
- These bottles can be autoclaved filled as well as empty
- On the other hand, the Polypropylene bottle too have excellent strength and are unbreakable
- The Polypropylene Cap has a built in seal ring to make these bottles leakproof

Item Code	Capacity (ml)	Pack of
107.303.01	60	12
107.303.02	125	12
107.303.03	250	12
107.303.04	500	12
107.303.05	1000	6
107.303.06	30	12



Buy Now!



Reagent Bottles, Amber (Wide Mouth)

- Made from HDPE Amber
- The HDPE bottles are rigid, translucent and have excellent contact clarity
- These bottles can be autoclaved filled as well as empty
- On the other hand, the HDPE bottle too have excellent strength and are unbreakable
- The HDPE Cap has a built in seal ring to make these bottles leakproof

Item Code	Capacity (ml)	Pack of
107.379.01	30	12
107.379.02	60	12
107.379.03	125	12
107.379.04	250	12
107.379.05	500	12
107.379.06	1000	6



Buy Now!



Narrow Mouth Bottle

Material : Polypropylene, Autoclavable



Buy Now!

Item Code	Capacity (ml)	Pack of
197.303.01	4000	1



Wide Mouth Square Bottle

Material : Polypropylene, Autoclavable



Buy Now!

Item Code	Capacity (ml)	Pack of
198.303.01	4000	1



Heavy Duty Vacuum Bottle

Material : Polypropylene, Autoclavable

Item Code	Capacity (ml)	Pack of
199.303.01	2000	1



Buy Now!



Wash Bottles

- Made from Low Density Polyethylene which gives these bottles a translucent & unbreakable character
- Solutions can be poured easily by squeezing the bottle lightly
- The cap is fitted with a flexible polyethylene delivery tube which can be aimed wherever required

Item Code	Capacity (ml)	Pack of
109.303.01	125	12
109.303.02	250	12
109.303.03	500	6
109.303.04	1000	6



Buy Now!





Buy Now!

Wash Bottles (New Type)

- Made from Low Density Polyethylene and are therefore translucent & unbreakable
- The distinguishing feature that these bottles contain is the built in delivery tube making it a one piece Wash Bottle
- These Bottles are graduated on the outer surface to give an approximate idea about the volume of solution filled or dispensed

Item Code	Capacity (ml)	Pack of
110.303.01	250	12
110.303.02	500	12
110.303.03	125	12



“SAFE - HANDLE”

Safety Jar for Glass Bottles

Glass bottles are clean, dependable containers for liquid but they can present a serious safety hazard when broken. By containing liquid spills and broken glass, the “Safe-Handle” protects people and property from glass shards and exposure to flammable or hazardous liquid.

Designed For Safety :

- Minimizes spills and prevents breakage
 - Meets secondary containment requirement
 - Easy mechanism
 - Environmentally friendly
 - No effect on product quality
 - Suitable for 2.5 Ltr. glass bottle
- Prevent breakage and minimizes spills
 - Meets secondary containment requirements
 - Easy-to-use mechanism
 - Is Environmentally responsible
 - Does not contaminate liquids



6 Easy steps to greater lab safety.



Step 1.
Disengage Bottom & top of Safe-Handle.



Step 4.
When the bottle is empty, place the Safe-Handle. While holding the bottom handle with one hand, turn the top handle with the other hand in a clockwise direction until the lugs click into place.



Step 2.
Carefully place the bottle in the bottom portion of the Safe-Handle.



Step 5.
Lock the top of the container to the bottom by pressing the handle lock mechanism until it snaps together. Ensure that the locking mechanism is engaged before carrying or dispensing liquid.



Step 3.
Lower the Safe-Handle top over the neck of the bottle. Line up the indicator arrows to ensure assembly.



Step 6.
When the bottle is empty, place the Safe-Handle on a flat surface to disengage. Hold the bottom handle with one hand. Using the other hand, rotate the top in a counter-clockwise direction until the lugs are disengaged. Remove the top from the bottom.

Item Code	Description	Pack of
215.202.01	Safety Jar for European 2.5 Ltr Glass Bottle	1



Buy Now!

Burette



Glassco burettes are manufactured from ASTM E-438, Class A, TYPE 1 Boro 3.3 heat resistant glass which meet DIN/ISO 385 and USP standards.

- Calibrated to deliver (TD, EX) 20° C
- Manufactured from precision bore tubing for accuracy
- With Schell batch tubes for accurate reading of meniscus
- Calibrated on computer controlled machines
- Rechecked on the quality control centre for highest accuracy
- Class AS come with conformity batch certificate and with individual work certificate
- Printed in blue colour, waiting time of 30 seconds
- The CLASS-B burettes are printed in amber colour and have no waiting time

Download your certificate now :

www.glasscolabs.com

The burettes come with 4 different kind of stopcocks Glass Stopcock, PTFE Needle Valve Stopcock, PTFE Key Stopcock and Detachable Stopcock.

Burettes with glass stopcock in Schellbach stripe, Class AS

- With Individual work Certificate
- Compliance with DIN ISO 385 and USP standard
- Printed in blue colour
- Schellbach stripe for accurate menscus reading



Buy Now!

Item Code	Cap. (ml)	Division	Tolerance (±ml)	Pack of
110.223.01	10	0.05	0.03	1
110.223.02	25	0.1	0.05	1
110.223.03	50	0.1	0.05	1
110.223.04	100	0.2	0.1	1

Burettes with glass stopcock in Schellbach stripe, Class AS

- With Batch Certificate
- Compliance with DIN ISO 385 and USP standard
- Printed in blue colour
- Schellbach stripe for accurate menscus reading



Buy Now!

Item Code	Cap. (ml)	Division	Tolerance (±ml)	Pack of
110.202.01A	10	0.05	0.03	1
110.202.02A	25	0.1	0.05	1
110.202.03A	50	0.1	0.05	1
110.202.04A	100	0.2	0.1	1



Schellbach stripe



Glassco Brand

Nominal Volume → 100:0.2

EX- To Deliver → AS

Type of Calibration A Class, S for Swift Delivery

ISO Standard of Laboratory Glass

Batch No. → Ex + 30S

Waiting Time

Calibration Temperature, 20°C

Boro 3.3 ±0.10ml

Tolerance

Symbol of Conformity according to German Federal Weight & Regulation

DE-M 16 ← Year

Burettes with glass stopcock in clear glass Class AS

- With Individual work Certificate
- Compliance with DIN/ISO 385 and USP standard
- Printed in blue colour

Item Code	Cap. (ml)	Division	Tolerance (\pm ml)	Pack of
111.223.01	10	0.05	0.03	1
111.223.02	25	0.1	0.05	1
111.223.03	50	0.1	0.05	1
111.223.04	100	0.2	0.1	1



Buy Now!



Burettes with glass stopcock in clear glass Class AS

- With Batch Certificate
- Compliance with DIN/ISO 385 and USP standard
- Printed in blue colour

Item Code	Cap. (ml)	Division	Tolerance (\pm ml)	Pack of
111.202.01	10	0.05	0.03	1
111.202.02	25	0.1	0.05	1
111.202.03	50	0.1	0.05	1
111.202.04	100	0.2	0.1	1



Buy Now!



Burette



Buy Now!

Burettes Class B, with Glass Stopcock

- Compliance with DIN/ISO 385 standard
- With Glass Stopcock
- Printed in Amber colour

Item Code	Cap. (ml)	Division	Tolerance (±ml)	Pack of
110.224.01	10	0.05	0.05	1
110.224.02	25	0.1	0.10	1
110.224.03	50	0.1	0.10	1



Buy Now!

Burettes with PTFE needle valve stopcock in Schellbach stripe, Class AS

- With Individual work Certificate
- Compliance with DIN/ISO 385 and USP standards
- Printed in blue colour
- Schellbach stripe for accurate menscus reading

Item Code	Cap. (ml)	Division	Tolerance (±ml)	Pack of
112.223.01A	10	0.05	0.03	1
112.223.02A	25	0.1	0.05	1
112.223.03A	50	0.1	0.05	1
112.223.04A	100	0.2	0.1	1



Schellbach stripe

Burettes with PTFE needle valve stopcock in Schellbach stripe, Class AS

- With Batch Certificate
- Compliance with DIN/ISO 385 and USP standards
- Printed in blue colour
- Schellbach stripe for accurate menscus reading

Item Code	Cap. (ml)	Division	Tolerance (\pm ml)	Pack of
112.202.01A	10	0.05	0.03	1
112.202.02A	25	0.1	0.05	1
112.202.03A	50	0.1	0.05	1
112.202.04A	100	0.2	0.1	1



Schellbach stripe



Buy Now!



Burettes with PTFE needle valve stopcock, Class AS

- With Individual work Certificate
- Compliance with DIN/ISO 385 and USP standards
- Printed in blue colour

Item Code	Cap. (ml)	Division	Tolerance (\pm ml)	Pack of
113.223.01	10	0.05	0.03	1
113.223.02	25	0.1	0.05	1
113.223.03	50	0.1	0.05	1
113.223.04	100	0.2	0.1	1



Buy Now!



Burette



Buy Now!

Burettes with PTFE needle valve stopcock Class AS, clear glass

- With Batch Certificate
- Compliance with DIN/ISO 385 and USP standards
- Printed in blue colour

Item Code	Cap. (ml)	Division	Tolerance (\pm ml)	Pack of
113.202.01	10	0.05	0.03	1
113.202.02	25	0.1	0.05	1
113.202.03	50	0.1	0.05	1
113.202.04	100	0.2	0.1	1



Buy Now!

Burettes Class B with PTFE Needle valve stopcock

- Compliance with DIN/ISO 385 standard
- PTFE Needle valve stopcock
- Printed in Amber colour

Item Code	Cap. (ml)	Division	Tolerance (\pm ml)	Pack of
112.224.01	10	0.05	0.05	1
112.224.02	25	0.1	0.10	1
112.224.03	50	0.1	0.10	1

Burettes with PTFE key stopcock, in Schellbach stripe, Class AS

- With Individual work Certificate
- Compliance with DIN ISO 385 and USP standard
- Printed in blue colour
- Schellbach stripe for accurate menscus reading

Item Code	Cap. (ml)	Division	Tolerance (± ml)	Pack of
114.223.04A	10	0.05	0.03	1
114.223.05A	25	0.1	0.05	1
114.223.06A	50	0.1	0.05	1
114.223.07A	100	0.2	0.1	1



Schellbach stripe



Buy Now!



Burettes with PTFE key stopcock, in Schellbach stripe, Class AS

- With Batch Certificate
- Compliance with DIN ISO 385 and USP standard
- Printed in blue colour
- Schellbach stripe for accurate menscus reading

Item Code	Cap. (ml)	Division	Tolerance (± ml)	Pack of
114.202.04A	10	0.05	0.03	1
114.202.05A	25	0.1	0.05	1
114.202.06A	50	0.1	0.05	1
114.202.07A	100	0.2	0.1	1



Schellbach stripe



Buy Now!



Burette



Buy Now!

Burettes with PTFE Key stopcock clear glass, Class AS

- With Individual work Certificate
- Compliance with DIN/ISO 385 and USP standards
- Printed in blue colour

Item Code	Cap. (ml)	Division	Tolerance (±ml)	Pack of
115.223.01	10	0.05	0.03	1
115.223.02	25	0.1	0.05	1
115.223.03	50	0.1	0.05	1
115.223.04	100	0.2	0.1	1



Buy Now!

Burettes with PTFE key stopcock clear glass, Class AS

- With Batch Certificate
- Compliance with DIN ISO 385 and USP standards
- Printed in blue colour

Item Code	Cap. (ml)	Division	Tolerance (±ml)	Pack of
115.202.01	10	0.05	0.03	1
115.202.02	25	0.1	0.05	1
115.202.03	50	0.1	0.05	1
115.202.04	100	0.2	0.1	1

Burettes Class B with PTFE Key Stopcock

- Compliance with DIN/ISO 385 standard
- Printed in Amber Colour

Item Code	Cap. (ml)	Division	Tolerance (\pm ml)	Pack of
114.224.01	10	0.05	0.05	1
114.224.02	25	0.1	0.10	1
114.224.03	50	0.1	0.10	1



Buy Now!



Burettes, Economy Model, Class B with Detachable Stopcock PP with PTFE Key

- Compliance with DIN/ISO 385 standard
- Printed in Amber Colour

Item Code	Cap. (ml)	Division	Tolerance (\pm ml)	Pack of
109.224.03	50	0.10	0.10	1



Buy Now!



Burette



Buy Now!

Burettes with PTFE detachable stopcocks in Schellbach stripe, Class AS

- With Individual work Certificate
- Compliance with DIN ISO 385 and USP standards
- Printed with blue colour
- Schellbach stripe for accurate menscus reading

Item Code	Cap. (ml)	Division	Tolerance (\pm ml)	Pack of
117.223.01A	10	0.05	0.03	1
117.223.02A	25	0.1	0.05	1
117.223.03A	50	0.1	0.05	1



Schellbach stripe



Buy Now!

Burettes with PTFE detachable stopcocks in Schellbach stripe, Class AS

- With Batch Certificate
- Compliance with DIN ISO 385 and USP standards
- Printed with blue colour
- Schellbach stripe for accurate menscus reading

Item Code	Cap. (ml)	Division	Tolerance (\pm ml)	Pack of
117.202.01A	10	0.05	0.03	1
117.202.02A	25	0.1	0.05	1
117.202.03A	50	0.1	0.05	1



Schellbach stripe

Burettes with PTFE detachable stopcock clear Glass, Class AS

- With Individual work Certificate
- Compliance with DIN/ISO 385 and USP standards
- Printed in blue colour

Item Code	Cap. (ml)	Division	Tolerance (\pm ml)	Pack of
117.223.01	10	0.05	0.03	1
117.223.02	25	0.1	0.05	1
117.223.03	50	0.1	0.05	1



Buy Now!



Burettes with PTFE detachable stopcock clear Glass Class AS

- With Batch Certificate
- Compliance with DIN/ISO 385 and USP standards
- Printed in blue colour

Item Code	Cap. (ml)	Division	Tolerance (\pm ml)	Pack of
117.202.01	10	0.05	0.03	1
117.202.02	25	0.1	0.05	1
117.202.03	50	0.1	0.05	1



Buy Now!



Burette



Buy Now!



Burettes Class B with PTFE Detachable Stopcock

- Compliance with DIN/ISO 385 standard
- Printed in Amber Colour

Item Code	Cap. (ml)	Division	Tolerance (\pm ml)	Pack of
117.224.01	10	0.05	0.05	1
117.224.02	25	0.1	0.10	1
117.224.03	50	0.1	0.10	1



Buy Now!



Burette

- Transparent acrylic body and a leakproof stopcock made fitted with a self lubricating PTFE plug
- Each Burette is individually calibrated to give maximum accuracy
- Acrylic body is unaffected by dilute mineral acids & bases except Hydrofluoric Acid & Ammonium Hydroxide
- The pH range of 1-14 is ideal and can be used up to 5% wt/wt of acids or 30 % bases.
- Polymethyl Methacrylate / TPX

Item Code	Capacity (ml)	Pack of
103.303.01	25	10
103.303.02	50	10
103.303.03	100	10

ASTM-Burettes

Burette Serialized/Certified, CLASS-A, with PTFE Key Stopcock

- Calibrated to meet ASTM E-287 Specifications
- Each burette is individually serialized
- Supplied with certificate of identification and capacity
- Traceable to NIST standards
- The burettes is printed in blue enamel.

Item Code	Cap. (ml)	Division	Tolerance (±ml)	Pack of
115.451.01	10	0.05	0.02	1
115.451.02	25	0.1	0.03	1
115.451.03	50	0.1	0.05	1
115.451.04	100	0.2	0.1	1



Buy Now!



Burette Unserialized Class A, With PTFE Key Stopcock

- Calibrated to meet ASTM E 287 Specifications
- Calibrated according to class A norms and accordingly a batch certificate is issued
- The burettes is printed in blue enamel

Item Code	Cap. (ml)	Division	Tolerance (±ml)	Pack of
115.452.01	10	0.05	0.02	1
115.452.02	25	0.1	0.03	1
115.452.03	50	0.1	0.05	1
115.452.04	100	0.2	0.1	1



Buy Now!



Burette



GLASS
BORO
3.3

AMBER
PRINTING

Chemical
Resistant

CLASS
B

PTFE



Buy Now!

Burette Class-B, with PTFE Key Stopcock, to meet ASTM E 287 Specifications.

- These Burettes are suitable for use in schools and institutional laboratories not requiring the accuracy of CLASS-A
- These are printed in amber colour enamel

Item Code	Cap. (ml)	Division	Tolerance (\pm ml)	Pack of
114.424.01	10	0.05	0.04	1
114.424.02	25	0.1	0.06	1
114.424.03	50	0.1	0.10	1

Brush, Burette



Buy Now!

Item Code	Type	Material	Pack of
593.303.07	Burette Brush	Nylon	50

Fisher Clamp

- Moulded in Polypropylene making it completely corrosion proof
- The spring loaded jack in the middle provides a vice like grip to the Burette and prevents it from slipping
- Two tapered wedges are provided to ensure firm grip on rods having dia 1/2" or 3/8"
- Made from Polypropylene

Item Code	Type	Pack of
112.303.01	Fisher Clamp - Single	12
112.303.02	Fisher Clamp - Double	6



Buy Now!



Burette Clamp

- Made of Aluminium, die casted, blue painted, black rubber sleeves for firm gripping of burettes.
- With adjustable clamps to hold upto 30 mm, spring type, thumb screw key for retort rods upto 16 mm dia.

Item Code	Type	Pack of
394.303.01	Single	12
394.303.02	Double	6



Buy Now!



Burette Clamp, Mild Steel

- Mild Steel
- Chrome Coated,
- Fisher Type with Boss Head, Single



MS

With Bosshead



Buy Now!

Item Code	Type	Max. Temp.	Pack of
318.303.01	PVC Sleeve	80°C	12
318.303.02	Silicon Sleeve	280°C	12

Burette Clamp, Mild Steel

- Mild Steel
- Black Powder Coated,
- Fisher Type with Boss Head, Single



MS

With Bosshead

Black Paint



Buy Now!

Item Code	Type	Max. Temp.	Pack of
319.303.01	PVC Sleeve	80°C	12
319.303.02	Silicon Sleeve	280°C	12

Burette Clamp, Mild Steel

- Mild Steel
- Chrome Coated,
- Fisher Type with Boss Head, Double

Item Code	Type	Max. Temp.	Pack of
320.303.01	PVC Sleeve	80°C	6
320.303.02	Silicon Sleeve	280°C	6



Buy Now!



MS



Burette Clamp, Mild Steel

- Mild Steel
- Black Powder Coated,
- Fisher Type with Boss Head, Double

Item Code	Type	Max. Temp.	Pack of
321.303.01	PVC Sleeve	80°C	6
321.303.02	Silicon Sleeve	280°C	6



Buy Now!



MS



Burette

Glassco burettes are manufactured from ASTM E-438 TYPE 1 CLASS A BORO 3.3 heat resistant glass which meet DIN ISO 385 standards. Each and every piece is calibrated to deliver (TD, EX) +20°C. All A CLASS burettes are manufactured from precision bore tubing for accuracy. These burettes come with PTFE Needle Valve Stopcock. These all AS class burettes come with Batch Certificate, and Accessories like Bottle and Rubber below. The printing of the burettes is done in blue colour for better visibility. These Burettes are also offered in Schellbach printing which helps in accurate reading of meniscus.

New Design : The automatic burette features a detachable stopcock arm to facilitate, easy cleaning, replace and packaging



Buy Now!

Automatic Burette in Schellbach stripe, Class AS

- With Batch Certificate
- With Intermediate PTFE Stopcock
- Complies with DIN/ISO 385 standard
- Schellbach stripe for accurate menscus reading

Item Code	Cap. (ml)	Division	Tolerance (±ml)	Pack of
118.246.01	10	0.05	0.02	1
118.246.02	25	0.1	0.03	1
118.246.03	50	0.1	0.05	1



Schellbach stripe

Accessories like bottle & rubber below order separately (For reference go to page no 74-75)

Ps: These burettes can also be supplied in amber color. Please ask for the same separately



Buy Now!

Automatic Burette in Schellbach stripe, Class AS

- With Batch Certificate
- Without Intermediate PTFE Stopcock
- Complies with DIN/ISO 385 standard
- Schellbach stripe for accurate menscus reading

Item Code	Cap. (ml)	Division	Tolerance (±ml)	Pack of
118.245.01A	10	0.05	0.02	1
118.245.02A	25	0.1	0.03	1
118.245.03A	50	0.1	0.05	1



Schellbach stripe

Accessories like bottle & rubber below order separately (For reference go to page no 74-75)

Ps: These burettes can also be supplied in amber color. Please ask for the same separately

Automatic Burette, Class AS

- With Batch Certificate
- With Intermediate PTFE Key Stopcock
- Complies with DIN/ISO 385 standard

Item Code	Cap. (ml)	Division	Tolerance (\pm ml)	Pack of
118.256.01	10	0.05	0.02	1
118.256.02	25	0.1	0.03	1
118.256.03	50	0.1	0.05	1



Buy Now!



Accessories like bottle & rubber below order separately (For reference go to page no 74-75)

Ps: These burettes can also be supplied in amber color. Please ask for the same separately

Automatic Burette, Class AS

- With Batch Certificate
- Complies with DIN/ISO 385 standard
- Without Intermediate PTFE Stopcock

Item Code	Cap. (ml)	Division	Tolerance (\pm ml)	Pack of
118.255.01	10	0.05	0.02	1
118.255.02	25	0.1	0.03	1
118.255.03	50	0.1	0.05	1



Buy Now!





Buy Now!

Automatic Burette, Unserialized

- With Batch Certificate
- Compliance with ASTM E-287 Standard
- With Intermediate PTFE Key Stopcock And With Needle Valve Stopcock

Item Code	Cap. (ml)	Grad Interval (ml)	Tolerance (\pm ml)	Pack of
118.456.01	10	0.05	0.02	1
118.456.02	25	0.1	0.03	1
118.456.03	50	0.1	0.05	1

Accessories like bottle & rubber below order separately (For reference go to page no 74-75)

Ps: These burettes can also be supplied in amber color. Please ask for the same separately

GLASS BORO 3.3

WHITE PRINTING

Chemical Resistant

CLASS A

PTFE

NEEDLE

Bottles, For Automatic Burette



Buy Now!

Item Code	Capacity (ml)	Suitable for Burette (ml)	N/S Size (mm)	Pack of
118.272.01	500	10	24/29	1
118.272.02	2000	25 & 50	29/32	1

ASTM SIZES



Buy Now!

Item Code	Capacity (ml)	Suitable for Burette (ml)	N/S Size (mm)	Pack of
118.472.01	1000	10 & 25	24/40	1
118.472.02	2000	50	29/42	1



GLASS BORO 3.3

Chemical Resistant

WHITE PRINTING

Chloroform Bellow with Cotton Net :

For use with automatic burettes

Item Code	Pack of
412.303.01	4



Buy Now!



Atomizer Bulb :

Typically, an atomizer is used to dispense something in small, controlled amounts

Item Code	Pack of
413.303.01	4



Buy Now!





Buy Now!

Chromatography columns, Plain

- Simple and economical column - ideal for educational use
- With chemically resistant glass sintered disc - porosity 1
- Manufactured from borosilicate glass

Item Code	Cap. (ml)	Body O.D. (mm)	Length excluding stem (mm)	Stem O.D. (mm)	Pack of
218.212.03	30	14	355	8	5



Buy Now!

Chromatography columns, with PTFE Needle Valve stopcock

- With PTFE Rotaflo stopcock for fine control of eluent flow
- Chemically resistant glass sintered disc - porosity 0
- Ground glass socket accepts reservoirs
- Manufactured from borosilicate glass

Item Code	I.D. (mm)	Effective Length (mm)	Socket Size	Pack of
220.202.01	10	100	14/23	1
220.202.02	10	200	14/23	1
220.202.03	10	300	14/23	1
220.202.04	10	400	14/23	1
220.202.05	20	200	19/26	1
220.202.06	20	300	19/26	1
220.202.07	20	400	19/26	1
220.202.08	20	500	19/26	1
220.202.09	26	400	24/29	1
220.202.10	26	500	24/29	1
220.202.11	30	400	29/32	1
220.202.12	30	500	29/32	1
220.202.13	30	400	34/35	1
220.202.14	30	500	34/35	1
220.202.15	40	400	40/38	1
220.202.16	40	500	40/38	1

Chromatographic columns with frit and socket

- Made of Boro 3.3 glass
- Chromatographic columns
- With sintered frit (porosity: 0),
- With PTFE stopcock (bore: 0-2,5 mm),

Item Code	Effective length (mm)	Dia. (mm)	Cap. (ml)	Stopcock (Description)	N/S	Pack of
221.212.01	100	10	8	PTFE	14/23	1
221.212.02	200	10	15	PTFE	14/23	1
221.212.03	200	15	35	PTFE	14/23	1
221.212.04	300	10	23	PTFE	14/23	1
221.212.05	400	20	125	PTFE	29/32	1
221.212.07	600	30	430	PTFE	29/32	1



Buy Now!



GLASS BORO 3.3

WHITE PRINTING

Chemical Resistant

PTFE

Chromatographic columns with frit,

- With socket and cone
- With PTFE stopcock
- With sintered frit (porosity: 0), with suction tube (thread GL 14)
- Made of Boro 3.3 Glass

Item Code	Effective length (mm)	Dia. (mm)	Capacity (ml)	Socket & Cone (NS)	Pack of
212.202.02	200	15	35	14/23	1
212.202.04	400	20	120	14/23	1
212.202.04D	400	30	280	29/32	1
212.202.06D	600	30	430	29/32	1



Buy Now!




GLASS BORO 3.3

WHITE PRINTING

Chemical Resistant

PTFE



Buy Now!

Chromatographic columns with frit

- Made of Boro 3.3 Glass
- with socket and cone
- with needle-valve stopcock
- with sintered frit (porosity: 0), with suction tube (thread GL 14)

Item Code	Effective length (mm)	Dia. (mm)	Capacity (ml)	Socket & Cone (NS)	Pack of
213.202.02	200	15	35	14/23	1
213.202.04	400	20	120	14/23	1
213.202.04D	400	30	280	29/32	1
213.202.06D	600	30	430	29/32	1



Buy Now!

Chromatography Column,

- Heavy wall Design
- General purpose column has a PTFE stopcock and a top outer joint for flash chromatography

Item Code	Socket	Size (mm)	Bore (mm)	Pack of
221.475.01	24/40	17x305	2	1
221.475.02	24/40	32x457	2	1

Chromatography Column with Joint Fritted Disc and PTFE Stopcock

- General purpose column has a PTFE stopcock, a top outer joint and with a coarse porosity fritted disc to support column packing

Item Code	Socket	Size (mm)	Bore (mm)	Pack of
221.477.03	24/40	40x457	2	1



Buy Now!



Column, Chromatography with PTFE Stopcock and Fritted Disc

- With reinforced beaded top, coarse porosity fritted disc to support column packing.
- All columns are heavy wall designed to increase safety.

Item Code	Size (mm)	Bore (mm)	Pack of
221.204.06	40x457	2	1




Buy Now!



Chromatography columns, with ground cone

- With glass sintered disc - porosity 0
- Upper socket can be connected to a stopcock adapter to control eluent flow
- Manufactured from borosilicate glass



Buy Now!

Item Code	I.D. (mm)	Effective length (mm)	Overall length (mm)	Socket Size	Cone Size	Pack of
223.202.01	18	200	310	24/29	19/26	1
223.202.02	18	300	415	24/29	19/26	1
223.202.03	18	400	515	24/29	19/26	1

Columns acc. to Vigreux With NS socket and NS cone

- Made of Boro 3.3 glass
- Without glass jacket, horizontal and lateral indentations



Buy Now!

Item Code	Effective length (mm)	Cone and Socket (NS)	Pack of
197.204.01	100	10/19	1
197.204.02	200	10/19	1
197.204.05A	300	14/23	1
197.204.05C	300	24/29	1
197.204.05D	300	29/32	1
197.204.03	360	29/32	1
197.204.06	600	24/29	1
197.204.06A	600	29/32	1

ASTM Sizes



Buy Now!

Item Code	Effective length (mm)	Cone and Socket (NS)	Pack of
197.470.00	120	14/20	1
197.470.09	300	24/40	1



Condensers, Air

- Manufactured from ASTM E-438, Type-1, Class, A Boro 3.3 Glass
- These are used for the condensation of material with boiling point above 150c

Item Code	Socket Size	Cone Size	Effective Length (mm.)	Pack of
181.202.01	14/23	14/23	200	1
181.202.02	19/26	19/26	200	1
181.202.03	24/29	24/29	250	1
181.202.04	19/26	19/26	400	1
181.202.05	24/29	24/29	500	1
181.202.06	34/35	34/35	500	1
181.202.07	19/26	19/26	600	1
181.202.08	24/29	24/29	750	1
181.202.09	-	19/26	750	1
181.202.10	-	24/29	750	1
181.202.11	-	19/26	1000	1
181.202.12	-	24/29	1000	1

PS: All Condensers can be ordered with ASTM Joint Sizes on request.



Buy Now!

GLASS
BORO
3.3

BLUE
PRINTING

Chemical
Resistant

Condensers



Buy Now!

Condenser, Leibig

- Compliance with DIN 12576
- Drip Tip
- Interchangeable Inner & Outer Joints.
- Made From Heat Resistant, Low Expansion 3.3 Borosilicate Glass.

Item Code	Socket	Effective Length (mm)	Cone	Connector	Pack of
182.181.01	14/23	160	14/23	Screw Thread	1
182.181.01A	19/26	160	19/26	Screw Thread	1
182.181.02	19/26	250	19/26	Screw Thread	1
182.181.03	24/29	250	24/29	Screw Thread	1
182.181.3A	29/32	250	29/32	Screw Thread	1
182.181.04	19/26	300	19/26	Screw Thread	1
182.181.05	24/29	300	24/29	Screw Thread	1
182.181.06	29/32	300	29/32	Screw Thread	1
182.181.10	24/29	400	24/29	Screw Thread	1
182.181.11	29/32	400	29/32	Screw Thread	1

ASTM Sizes

Item Code	Socket	Effective Length (mm)	Cone	Connector	Pack of
182.481.01	14/20	120	14/20	Screw Thread	1
182.481.02	19/22	180	19/22	Screw Thread	1
182.481.03	24/40	200	24/40	Screw Thread	1
182.481.05	24/40	300	24/40	Screw Thread	1



Buy Now!

Condenser, Leibig

- Compliance with DIN 12576
- Drip Tip
- Interchangeable Inner & Outer Joints.
- Made From Heat Resistant, Low Expansion 3.3 Borosilicate Glass.

Item Code	Socket	Effective Length (mm)	Cone	Connector	Pack of
182.202.01	14/23	160	14/23	Glass	1
182.202.01A	19/26	160	19/26	Glass	1
182.204.02	19/26	200	19/26	Glass	1
182.202.02	19/26	250	19/26	Glass	1
182.202.03	24/29	250	24/29	Glass	1
182.202.03A	29/32	250	29/32	Glass	1
182.202.04	19/26	300	19/26	Glass	1
182.202.05	24/29	300	24/29	Glass	1
182.202.06	29/32	300	29/32	Glass	1
182.202.10	24/29	400	24/29	Glass	1
182.202.11	29/32	400	29/32	Glass	1

ASTM Sizes

Item Code	Socket	Effective Length (mm)	Cone	Connector	Pack of
182.402.01	14/20	120	14/20	Glass	1
182.402.02	19/22	180	19/22	Glass	1
182.402.04	24/40	200	24/40	Glass	1
182.402.05	24/40	300	24/40	Glass	1

Condenser, Liebig

- Available with Sealed Inner Tube
- Made From Heat Resistant
- Low Expansion 3.3 Borosilicate Glass
- Complies with ASTM E-428, Type-1, Class-A Boro 3.3 Glass
- Comes with Glass & Plastic screw thread connector
- Highly efficient with large cooling surface
- Suitable for Distillation & Reflux applications.

Item Code	Approx Jacket Length (mm)	Approx. Overall Height (mm)	Connector	Pack of
182.407.02	200	345	Glass	1
182.407.03	300	445	Glass	1
182.407.04	400	545	Glass	1
182.407.05	500	645	Glass	1
182.417.02	200	345	Screw thread	1
182.417.03	300	445	Screw thread	1
182.417.04	400	545	Screw thread	1
182.417.05	500	645	Screw thread	1



Buy Now!



Condenser Coil

- Complies with ASTM E-438, Type-1, Class A, Boro 3.3 Glass
- Comes with glass connectors and with plastic screw thread connector
- Highly efficient with a large cooling surface
- Suitable for Distillation & Reflux applications

Item Code	Socket	Effective Length (mm)	Cone	Connector	Pack of
183.181.01	14/23	160	14/23	Screw Thread	1
183.181.01A	19/26	160	19/26	Screw Thread	1
183.181.02A	14/23	250	14/23	Screw Thread	1
183.181.03	19/26	250	19/26	Screw Thread	1
183.181.04	24/29	250	24/29	Screw Thread	1
183.181.04A	29/32	250	29/32	Screw Thread	1
183.181.05	24/29	300	24/29	Screw Thread	1
183.181.06	29/32	300	29/32	Screw Thread	1
183.181.07	29/32	400	29/32	Screw Thread	1



Buy Now!



ASTM Sizes

Item Code	Socket	Effective Length (mm)	Cone	Connector	Pack of
183.481.03	24/40	200	24/40	Screw Thread	1
183.481.05	24/40	300	24/40	Screw Thread	1
183.481.07	24/40	400	24/40	Screw Thread	1



Buy Now!



Buy Now!

Condenser Coil

- Complies with ASTM E 438 type 1 Class A boro 3.3 Glass
- Comes with glass connectors and with plastic screw thread connector
- Highly efficient with a large cooling surface
- Suitable for Distillation & Reflux applications

Item Code	Socket	Effective Length (mm)	Cone	Connector	Pack of
183.202.01	14/23	160	14/23	GLASS	1
183.202.01A	19/26	160	19/26	GLASS	1
183.202.02A	14/23	250	14/23	GLASS	1
183.202.03	19/26	250	19/26	GLASS	1
183.202.04	24/29	250	24/29	GLASS	1
183.202.04A	29/32	250	29/32	GLASS	1
183.202.05	24/29	300	24/29	GLASS	1
183.202.06	29/32	300	29/32	GLASS	1
183.202.08	24/29	400	24/29	GLASS	1
183.202.07	29/32	400	29/32	GLASS	1
183.202.09	29/32	500	29/32	GLASS	1

ASTM Sizes

Item Code	Socket	Effective Length (mm)	Cone	Connector	Pack of
183.402.04	24/40	200	24/40	GLASS	1
183.402.05	24/40	300	24/40	GLASS	1
183.402.07	24/40	400	24/40	GLASS	1



Buy Now!

Condenser Allihn

- Complies with ASTM E-438, Type-1, Class A, Boro 3.3 Glass
- Complies with DIN 12581
- Ideal for reflux and comes with glass and plastic screw thread connector
- Inner bulb section provides increased cooling surface and is ideal for Reflux Applications

Item Code	Socket	Effective Length (mm)	Cone	Connector	Pack of
190.181.05	14/23	160	14/23	Screw Thread	1
190.181.06	19/26	160	19/26	Screw Thread	1
190.181.07	14/23	250	14/23	Screw Thread	1
190.181.08	19/26	250	19/26	Screw Thread	1
190.181.09	24/29	250	24/29	Screw Thread	1
190.181.09A	29/32	250	29/32	Screw Thread	1
190.181.10*	24/29	300	24/29	Screw Thread	1
190.181.11*	29/32	300	29/32	Screw Thread	1
190.181.12*	24/29	400	24/29	Screw Thread	1
190.181.13*	29/32	400	29/32	Screw Thread	1

* Non Din

ASTM Sizes

Item Code	Socket	Effective Length (mm)	Cone	Connector	Pack of
190.482.09	24/40	200	24/40	Screw Thread	1
190.482.11	24/40	300	24/40	Screw Thread	1
190.482.13	24/40	400	24/40	Screw Thread	1

Condenser Allihin

- Complies with ASTM E-438, Type-1, Class A, Boro 3.3 Glass
- Complies with DIN 12581
- Ideal for reflux and comes with glass and plastic screw thread connector
- Inner bulb section provides increased cooling surface and is ideal for Reflux Applications

Item Code	Socket	Effective Length (mm)	Cone	Connector	Pack of
190.202.05	14/23	160	14/23	GLASS	1
190.202.06	19/26	160	19/26	GLASS	1
190.204.06A	19/26	200	19/26	GLASS	1
190.202.07	14/23	250	14/23	GLASS	1
190.202.08	19/26	250	19/26	GLASS	1
190.202.09	24/29	250	24/29	GLASS	1
190.202.09A*	29/32	250	29/32	GLASS	1
190.202.10*	24/29	300	24/29	GLASS	1
190.202.11*	29/32	300	29/32	GLASS	1
190.202.12*	24/29	400	24/29	GLASS	1
190.202.13	29/32	400	29/32	GLASS	1
190.202.14	29/32	600	29/32	GLASS	1

* Non Din

ASTM Sizes

Item Code	Socket	Effective Length (mm)	Cone	Connector	Pack of
190.402.08	24/40	200	24/40	GLASS	1
190.402.10	24/40	300	24/40	GLASS	1
190.402.12	24/40	400	24/40	GLASS	1

Condenser, Dimroth

- Compliance with DIN 12591
- Manufactured from ASTM E-438, Type-1, Class-A, Boro 3.3 Glass
- The condenser comes with plastic screw thread connector

Item Code	Socket	Effective Length (mm)	Cone	Connector	Pack of
190.181.01A	14/23	160	14/23	Screw Thread	1
190.181.02A	19/26	160	19/26	Screw Thread	1
190.181.03A	19/26	250	19/26	Screw Thread	1
190.181.04A	24/29	250	24/29	Screw Thread	1
190.181.05A	29/32	250	29/32	Screw Thread	1
190.181.06A*	24/29	300	24/29	Screw Thread	1
190.181.07A*	29/32	300	29/32	Screw Thread	1
190.181.08A	29/32	400	29/32	Screw Thread	1

* Non Din



Buy Now!

GLASS BORO 3.3

WHITE PRINTING

Chemical Resistant



Buy Now!



Buy Now!

GLASS BORO 3.3

WHITE PRINTING

Chemical Resistant

Screw Thread



Buy Now!

Condenser, Dimroth

- Compliance with DIN 12591
- Manufactured from ASTM E-438, Type-1, Class-A, Boro 3.3 Glass
- The condenser comes with glass screw thread connector

Item Code	Socket	Effective Length (mm)	Cone	Connector	Pack of
190.204.01	14/23	160	14/23	GLASS	1
190.204.02	19/26	160	19/26	GLASS	1
190.204.03	19/26	250	19/26	GLASS	1
190.204.04	24/29	250	24/29	GLASS	1
190.204.05	29/32	250	29/32	GLASS	1
190.204.06*	24/29	300	24/29	GLASS	1
190.204.07*	29/32	300	29/32	GLASS	1
190.204.08	29/32	400	29/32	GLASS	1

* Non Din

Condensers, Double Surface

- Made From Heat Resistant Low Expansion 3.3 Borosilicate Glass



Buy Now!

Item Code	Socket	Effective Length (mm)	Cone	Connector	Pack of
187.202.03	19/26	200	19/26	GLASS	1
187.202.04	24/29	200	24/29	GLASS	1
187.202.12	19/26	300	19/26	GLASS	1
187.202.13	24/29	300	24/29	GLASS	1

ASTM Sizes

Item Code	Socket	Effective Length (mm)	Cone	Connector	Pack of
187.402.01	14/20	110	14/20	GLASS	1
187.402.02	19/22	110	19/22	GLASS	1
187.402.03A	24/40	200	24/40	GLASS	1
187.402.03	19/22	200	19/22	GLASS	1



Buy Now!

Condensers, Friedrichs

- Drip Tip
- Interchangeable Inner and Outer Joint
- Made From Heat Resistant, Low Expansion 3.3 Borosilicate Glass.

Item Code	Socket	Overall Height (mm)	Cone	Connector	Pack of
180.202.10	24/29	350	24/29	GLASS	1



Buy Now!

ASTM Sizes

Item Code	Socket	Overall Height (mm)	Cone	Connector	Pack of
340.470.01	24/40	330	24/40	GLASS	1



Buy Now!



GLASS
BORO
3.3

WHITE
PRINTING

Chemical
Resistant

Condenser Reflux

- Coil style reflux condenser with tightly warped coil providing maximum cooling

Item Code	Overall Height (mm)	Socket Size	Cone Size	Pack of
347.470.01	205 MM	14/20	14/20	1
347.470.04	365 MM	24/40	24/40	1



Buy Now!



GLASS
BORO
3.3

WHITE
PRINTING

Chemical
Resistant

Crucible Porcelain (Euro Design), Squat Form

- Made of Ceramic
- With Lid
- Goes upto 1150°C



Buy Now!

Item Code	Capacity (ml)	Dia (mm)	Height (mm)	Pack of
522.303.13	2	18	12	6
522.303.16	30	50	32	4
522.303.17	50	60	38	4
522.303.18	100	76	46	2
522.303.19	150	84	52	2
522.303.20	250	102	60	2

Ceramic



Upto
1150°C

Crucible Porcelain, (Euro Design)

- Made of Ceramic
- With Lid
- Tolerance upto 1150°C



Buy Now!

Item Code	Capacity (ml)	Dia (mm)	Height (mm)	Type	Pack of
523.303.11	1.3	15	15	Tall Form	6
523.303.12	5	24	20	Tall Form	6
523.303.13	10	31	26	Medium Form	4
523.303.14	15	35	29	Medium Form	4
523.303.15	30	45	36	Medium Form	4
523.303.16	45	50	40	Medium Form	2
523.303.17	50	53	43	Medium Form	2
523.303.18	100	65	54	Medium Form	2
523.303.19	250	80	100	Tall Form	2

Ceramic



Upto
1150°C



TALL FORM

Crucible, Quartz

- Made of Quartz Gel & Powder,
- Tolerance upto 2000°C

Item Code	Size (ml)	Type	Pack of
521.303.01	15	Without Lid	4
521.303.02	25	Without Lid	4
521.303.03	50	Without Lid	2
521.303.04	100	Without Lid	2
521.303.05	15	With Lid	4
521.303.06	25	With Lid	4
521.303.07	50	With Lid	2
521.303.08	100	With Lid	2



Buy Now!



Crucible, Silica

- With Lid
- Goes upto 1000°C

Item Code	Capacity (ml)	Dia (mm)	Height (mm)	Pack of
518.303.01	15	41	25	6
518.303.02	25	47	28	6
518.303.03	50	57	37	6
518.303.04	80	67	45	4
518.303.05	100	71	50	4
518.303.06	150	82	51	4



Buy Now!



Crucibles



SiO₂

Upto
1000°C

LOW FORM




Buy Now!

Crucible, Silica

- Without Lid
- Goes upto 1000°C

Item Code	Capacity (ml)	Dia (mm)	Height (mm)	Pack of
519.303.01	15	41	25	6
519.303.02	25	47	28	6
519.303.03	50	57	37	6
519.303.04	80	67	45	4
519.303.05	100	71	50	4
519.303.06	150	82	51	4



SS

Grade
202




Buy Now!

Tong, Crucible

- Made of SS, Grade 202

Item Code	Size (mm)	Pack of
355.303.01	150	4
355.303.02	200	4
355.303.03	250	4
355.303.04	300	4
355.303.05	375	4
355.303.06	450	4
355.303.07	600	4



SS

Grade
202

Black Paint



Buy Now!

Tong, Crucible

- Made of mild steel
- Black painted/chrome plated

Item Code	Size (mm)	Type	Pack of
367.303.01	150	Black Painted	4
367.303.02	200	Black Painted	4
367.303.03	300	Black Painted	4
367.303.04	150	Chrome Painted	4
367.303.05	200	Chrome Painted	4
367.303.06	300	Chrome Painted	4

Crucible Holders

- Available set of 7

Item Code	Type	Pack of
416.303.01	Set of 7, made of Natural Rubber	1
416.303.02	Set of 7, made of Silicon	1



Buy Now!



Silicone

Filter, Crucible, with sintered disc

- Made from ASTM E-438 type-1 Class A Boro 3.3 glass

Item Code	Porosity	Capacity (ml)	Pack of
255.G00.01	0	15	10
255.G01.01	1	15	10
255.G02.01	2	15	10
255.G03.01	3	15	10
255.G04.01	4	15	10
255.G05.01	5	15	10
255.G00.02	0	30	10
255.G01.02	1	30	10
255.G02.02	2	30	10
255.G03.02	3	30	10
255.G04.02	4	30	10
255.G05.04	5	30	10
255.G00.03	0	50	10
255.G01.03	1	50	10
255.G02.03	2	50	10
255.G03.03	3	50	10
255.G04.03	4	50	10
255.G05.03	5	50	10



Buy Now!



GLASS BORO 3.3

WHITE PRINTING

Chemical Resistant

LOW FORM

Cylinders

GLASSCO measuring cylinders are made from ASTM E – 438, TYPE-1, CLASS-A BORO 3.3 glass that meet ISO 4788 standard. The calibration is done on automatic computer controlled machines and are calibrated to contain (TC, In) according to the ISO & ASTM tolerance standards. All ISO Cylinders come with **DE-M** Mark printed on it.



Buy Now!

Measuring Cylinder with Hexagonal Base, Class-A

- Certificate as per DIN EN ISO 4788
- With individual work certificate

Item Code	Capacity (ml)	Sub division (ml)	Tolerance (\pm ml)	Pack of
139.223.00A*	5	0.1	0.05	1
139.223.01A	10	0.2	0.10	1
139.223.02A	25	0.5	0.25	1
139.223.03A	50	1.0	0.50	1
139.223.04A	100	1.0	0.50	1
139.223.05A	250	2.0	1.00	1
139.223.06A	500	5.0	2.50	1
139.223.07A	1000	10.0	5.00	1
139.223.08A	2000	20.0	10.00	1

* Non DIN



Buy Now!

Measuring Cylinder with Hexagonal Base, Class-A

- Certificate as per DIN EN ISO 4788
- With conformity batch certificate

Item Code	Capacity (ml)	Sub division (ml)	Tolerance (\pm ml)	Pack of
139.202.00A*	5	0.1	0.05	2
139.202.01A	10	0.2	0.10	2
139.202.02A	25	0.5	0.25	2
139.202.03A	50	1.0	0.50	2
139.202.04A	100	1.0	0.50	2
139.202.05A	250	2.0	1.00	2
139.202.06A	500	5.0	2.50	2
139.202.07A	1000	10.0	5.00	1
139.202.08A	2000	20.0	10.00	1

* Non DIN

PS : To order B class low form cylinder go to page 99

Measuring Cylinder Graduated, Hex Base, Class A, serialized

- with Double Metric Scale, TC (To Contain)
- Individual work Certificate
- Cylinders are made to meet ASTM E 1272 norms
- Printed in white enamel
- All the cylinders from 10ml to 2000ml comes with the bumper guard

Item Code	Capacity (ml)	Sub division (ml)	Tolerance (\pm ml)	Pack of
139.454.00A	5	0.1	0.5	1
139.454.01A	10	0.1	0.1	1
139.454.02A	25	0.2	0.17	1
139.454.03A	50	1	0.25	1
139.454.04A	100	1	0.5	1
139.454.05A	250	2	1	1
139.454.06A	500	5	2	1
139.454.07A	1000	10	3	1
139.454.08A	2000	20	6	1



Buy Now!




Measuring Cylinder Graduated, Hex Base, Class A, Unserialized

- With Double Metric Scale, TC (To Contain)
- Cylinders are made to meet ASTM E-1272 norms
- Printed in white enamel
- All the cylinders from 10ml to 2000ml comes with the bumper guard

Item Code	Capacity (ml)	Sub division (ml)	Tolerance (\pm ml)	Pack of
139.453.00A	5	0.1	0.05	2
139.453.01A	10	0.1	0.1	2
139.453.02A	25	0.2	0.17	2
139.453.03A	50	1	0.25	2
139.453.04A	100	1	0.5	2
139.453.05A	250	2	1	2
139.453.06A	500	5	2	2
139.453.07A	1000	10	3	1
139.453.08A	2000	20	6	1



Buy Now!





Buy Now!

GLASS BORO 3.3

WHITE PRINTING

Chemical Resistant

CLASS B

DOUBLE METRIC

HEXA BASE

TC

Measuring Cylinder Graduated Class B, Hex Base

- With Double Metric Scale, TC (To Contain)
- Cylinders are made to meet ASTM E-1272 norms
- Printed in white enamel
- All the cylinders from 10ml to 2000ml comes with the bumper guard

Item Code	Capacity (ml)	Sub division (ml)	Tolerance (\pm ml)	Pack of
138.289.00A	5	0.1	0.1	2
138.289.01A	10	0.1	0.2	2
138.289.02A	25	0.2	0.34	2
138.289.03A	50	1	0.5	2
138.289.04A	100	1	1.0	2
138.289.05A	250	2	2.0	2
138.289.06A	500	5	4.0	2
138.289.07A	1000	10	6.0	1
138.289.08A	2000	20	12.0	1



Buy Now!

GLASS BORO 3.3

WHITE PRINTING

Chemical Resistant

CLASS A

DOUBLE METRIC

HEXA BASE

TD

Measuring Cylinder Graduated, Hex Base, Class A, serialized

- With Double Metric Scale, TD (To Deliver)
- Cylinders are made to meet ASTM E 1272 norms
- Printed in white enamel
- All the cylinders from 10ml to 2000ml comes with the bumper guard

Item Code	Capacity (ml)	Sub division (ml)	Tolerance (\pm ml)	Pack of
139.465.00A	5	0.1	0.05	1
139.465.01A	10	0.1	0.1	1
139.465.02A	25	0.2	0.17	1
139.465.03A	50	1	0.25	1
139.465.04A	100	1	0.5	1
139.465.05A	250	2	1	1
139.465.06A	500	5	2	1
139.465.07A	1000	10	3	1
139.465.08A	2000	20	6	1

Measuring Cylinder Graduated Class A, Hex Base, Unserialized

- With Double Metric Scale, TD (To Deliver)
- Cylinders are made to meet ASTM E-1272 norms
- Printed in white enamel
- All the cylinders from 10ml to 2000ml comes with the bumper guard

Item Code	Capacity (ml)	Sub division (ml)	Tolerance (\pm ml)	Pack of
139.464.00A	5	0.1	0.05	2
139.464.01A	10	0.1	0.1	2
139.464.02A	25	0.2	0.17	2
139.464.03A	50	1	0.25	2
139.464.04A	100	1	0.5	2
139.464.05A	250	2	1	2
139.464.06A	500	5	2	2
139.464.07A	1000	10	3	1
139.464.08A	2000	20	6	1



Buy Now!



Measuring Cylinder Graduated, Hex Base, Class B

- with Double Metric Scale, TD (To Deliver)
- Cylinders are made to meet ASTM E-1272 norms
- Printed in with white enamel
- All the cylinders from 10ml to 2000ml comes with the bumper guard

Item Code	Capacity (ml)	Sub division (ml)	Tolerance (\pm ml)	Pack of
138.288.00A	5	0.1	0.1	2
138.288.01A	10	0.1	0.2	2
138.288.02A	25	0.2	0.34	2
138.288.03A	50	1	0.5	2
138.288.04A	100	1	1.0	2
138.288.05A	250	2	2.0	2
138.288.06A	500	5	4.0	2
138.288.07A	1000	10	6.0	1
138.288.08A	2000	20	12.0	1



Buy Now!



Cylinders



Buy Now!

Measuring Cylinder with detachable PE base, Class A

- Complies with DIN EN ISO 4788
- With Individual work certificate
- With protection collar
- Printed in Blue colour

Item Code	Capacity (ml)	Sub division (ml)	Tolerance (\pm ml)	Pack of
137.223.01*	5	0.1	0.05	1
137.223.02	10	0.2	0.1	1
137.223.03	25	0.5	0.25	1
137.223.04	50	1.0	0.5	1
137.223.05	100	1.0	0.5	1
137.223.06	250	2.0	1.0	1
137.223.07	500	5.0	2.5	1
137.223.08	1000	10.0	5.0	1

* Non DIN



Buy Now!

Measuring Cylinder with detachable PE base, Class A

- Complies with DIN EN ISO 4788
- With batch certificate
- With protection collar
- Printed in Blue colour

Item Code	Capacity (ml)	Sub division (ml)	Tolerance (\pm ml)	Pack of
137.204.01*	5	0.1	0.05	2
137.204.02	10	0.2	0.1	2
137.204.03	25	0.5	0.25	2
137.204.04	50	1.0	0.5	2
137.204.05	100	1.0	0.5	2
137.204.06	250	2.0	1.0	2
137.204.07	500	5.0	2.5	2
137.204.08	1000	10.0	5.0	1

* Non DIN

Measuring Cylinder with detachable PE base, Class B

- with protection collar
- Printed in blue colour

Item Code	Capacity (ml)	Sub division (ml)	Tolerance (\pm ml)	Pack of
137.202.01	5	0.1	0.1	10
137.202.02	10	0.2	0.20	10
137.202.03	25	0.5	0.50	10
137.202.04	50	1.0	1.00	10
137.202.05	100	1.0	1.00	10
137.202.06	250	2.0	2.00	10
137.202.07	500	5.0	5.00	2
137.202.08	1000	10.0	10.0	1



Buy Now!



GLASS
BORO
3.3

BLUE
PRINTING

Chemical
Resistant

CLASS
B

PROTECTION
COLLAR

Riders/Bumpers for cylinders

Item Code	Bumper for Cylinders (ml)	Pack of
136.202.01	5	100
136.202.02	10	100
136.202.03	25	100
136.202.04	50	100
136.202.05	100	100
136.202.06	250	50
136.202.07	500	50
136.202.08	1000	25
136.202.09	2000	10



Buy Now!



Cylinders



Buy Now!

Measuring Cylinder with USP Grade, Class A, Hex Base

- With individual work certificate

Item Code	Capacity (ml)	Sub division (ml)	Tolerance (\pm ml)	Pack of
139.221.00A	5	0.1	0.05	1
139.221.01A	10	0.2	0.10	1
139.221.02A	25	0.5	0.15	1
139.221.03A	50	1.0	0.25	1
139.221.04A	100	1.0	0.50	1
139.221.05A	250	2.0	1.00	1
139.221.06A	500	5.0	1.50	1
139.221.07A	1000	10.0	3.00	1
139.221.08A	2000	20.0	6.00	1



Buy Now!

Measuring Cylinder with USP Grade, Class A, Hex base

- With conformity batch certificate

Item Code	Capacity (ml)	Sub division (ml)	Tolerance (\pm ml)	Pack of
139.292.00A*	5	0.1	0.05	2
139.292.01A	10	0.2	0.10	2
139.292.02A	25	0.5	0.15	2
139.292.03A	50	1.0	0.25	2
139.292.04A	100	1.0	0.50	2
139.292.05A	250	2.0	1.00	2
139.292.06A	500	5.0	1.50	2
139.292.07A	1000	10.0	3.00	1
139.292.08A	2000	20.0	6.00	1

* Non DIN

Measuring Cylinder, Low Form, Hex base, Class-B

- Complies as per DIN EN ISO 4788
- Hex Base, Class B, To Contain (TC), Single Metric
- Printed in Amber colour

Item Code	Capacity (ml)	Sub division (ml)	Tolerance (\pm ml)	Pack of
138.429.00A*	5	1.0	0.15	2
138.429.01A	10	1.0	0.300	2
138.429.02A	25	1.0	0.500	2
138.429.03A	50	2.0	1.000	2
138.429.04A	100	2.0	1.000	2
138.429.05A	250	5.0	2.000	2
138.429.06A	500	10.0	5.000	2
138.429.07A	1000	20.0	10.000	1

* Non DIN



Buy Now!



Measuring Cylinder with Round Base, Class-A, (Economy Model)

- Complies with DIN EN ISO 4788
- With conformity batch certificate

Item Code	Capacity (ml)	Sub division (ml)	Tolerance (\pm ml)	Pack of
139.202.01*	5	0.1	0.05	2
139.202.02	10	0.2	0.10	2
139.202.03	25	0.5	0.25	2
139.202.04	50	1.0	0.50	2
139.202.05	100	1.0	0.50	2
139.202.06	250	2.0	1.00	2
139.202.07	500	5.0	2.50	2
139.202.08	1000	10.0	5.00	1
139.202.09	2000	20.0	10.00	1

* Non DIN



Buy Now!



Cylinders



Buy Now!

GLASS BORO 3.3

BLUE PRINTING

Chemical Resistant

CLASS B

ROUND BASE

Measuring Cylinder with Round Base, Class-B

- Complies with DIN EN ISO 4788

Item Code	Capacity (ml)	Sub division (ml)	Tolerance (\pm ml)	Pack of
139.222.01*	5	0.1	0.10	2
139.222.02	10	0.2	0.20	2
139.222.03	25	0.5	0.50	2
139.222.04	50	1.0	1.00	2
139.222.05	100	1.0	1.00	2
139.222.06	250	2.0	2.00	2
139.222.07	500	5.0	5.00	2
139.222.08	1000	10.0	10.00	1
139.222.09	2000	20.0	20.00	1

* Non DIN



Buy Now!

GLASS BORO 3.3

BLUE PRINTING

Chemical Resistant

CLASS A

HEXA BASE

Mixing Cylinder with Hexagonal base, Class-A

- Complies as per DIN EN ISO 4788 standards
- With individual work certificate
- With PE stopper

Item Code	Capacity (ml)	N/S	Sub division (ml)	Tolerance (\pm ml)	Pack of
142.223.00A*	5	10/19	0.1	0.05	1
142.223.01A	10	10/19	0.2	0.10	1
142.223.02A	25	14/23	0.5	0.25	1
142.223.03A	50	19/26	1.0	0.50	1
142.223.04A	100	24/29	1.0	0.50	1
142.223.05A	250	29/32	2.0	1.00	1
142.223.06A	500	34/35	5.0	2.50	1
142.223.07A	1000	45/40	10.0	5.00	1
142.223.08A	2000	45/40	20.0	10.00	1

* Non DIN

Mixing Cylinder with Hexagonal base, Class-A

- Complies as per DIN EN ISO 4788 standards
- With batch conformity certificate
- With PE stopper

Item Code	Capacity (ml)	N/S	Sub division (ml)	Tolerance (\pm ml)	Pack of
142.202.00A*	5	10/19	0.1	0.05	2
142.202.01A	10	10/19	0.2	0.10	2
142.202.02A	25	14/23	0.5	0.25	2
142.202.03A	50	19/26	1.0	0.50	2
142.202.04A	100	24/29	1.0	0.50	2
142.202.05A	250	29/32	2.0	1.00	2
142.202.06A	500	34/35	5.0	2.50	2
142.202.07A	1000	45/40	10.0	5.00	1
142.202.08A	2000	45/40	20.0	10.00	1

* Non DIN



Buy Now!



Mixing Cylinder with Hexagonal base, Class-B

- Complies as per DIN EN ISO 4788 standards
- With PE stopper

Item Code	Capacity (ml)	N/S	Sub division (ml)	Tolerance (\pm ml)	Pack of
142.222.00A*	5	10/19	0.1	0.1	2
142.222.01A	10	10/19	0.2	0.2	2
142.222.02A	25	14/23	0.5	0.5	2
142.222.03A	50	19/26	1.0	1.0	2
142.222.04A	100	24/29	1.0	1.0	2
142.222.05A	250	29/32	2.0	2.0	2
142.222.06A	500	34/35	5.0	5.0	2
142.222.07A	1000	45/40	10.0	10.0	1
142.222.08A	2000	45/40	20.0	20.0	1

* Non DIN



Buy Now!





Buy Now!

Mixing Cylinder with Round base, Class-B

- Complies as per DIN EN ISO 4788 standards
- With PE stopper

Item Code	Capacity (ml)	Sub division (ml)	Tolerance (\pm ml)	Pack of
141.222.01*	5	0.1	0.1	2
141.222.02	10	0.2	0.2	2
141.222.03	25	0.5	0.5	2
141.222.04	50	1.0	1.0	2
141.222.05	100	1.0	1.0	2
141.222.06	250	2.0	2.0	2
141.222.07	500	5.0	5.0	2
141.222.08	1000	10.0	10.0	1
141.222.09	2000	20.0	20.0	1

* Non DIN



Buy Now!

Mixing Cylinder with Plastic Hexa base, Class-B

- With PE stopper

Item Code	Capacity (ml)	Sub division (ml)	Tolerance (\pm ml)	Pack of
142.232.00A	5	0.1	0.1	2
142.232.01A	10	0.2	0.10	2
142.232.02A	25	0.5	0.25	2
142.232.03A	50	1.0	0.50	2
142.232.04A	100	1.0	0.50	2
142.232.05A	250	2.0	1.00	2
142.232.06A	500	5.0	2.50	2
142.232.07A	1000	10.0	5.00	1

Hydrometer Jar, Round base

- Without calibration markup
- Without Spout

Item Code	Capacity (ml)	Pack of
138.271.02	250	2
138.271.03	500	2
138.271.04	1000	1



Buy Now!

Hydrometer Jar, Round base

- With circle mark on the top
- Printed with capacity & 20°C
- Without spout
- With rim

Item Code	Capacity (ml)	Pack of
138.270.01	1000	1



Buy Now!



GLASS BORO 3.3

BLUE PRINTING

Chemical Resistant

CLASS A

Nessler Cylinder, for colour comparison Class-A

Item Code	Capacity (ml)	Sub division (ml)	Tolerance (\pm ml)	Pack of
143.202.01	50	25 & 50	0.4	10
143.202.02	100	50 & 100	0.8	10



Buy Now!



GLASS BORO 3.3

BLUE PRINTING

Chemical Resistant

CLASS A

Measuring Cylinders, Round Base

- Moulded in Polypropylene
- These autoclavable cylinders have raised prominent graduations
- Easy reading and have excellent contact clarity
- The broad base provides good stability



Buy Now!

Item Code	Capacity (ml)	Least Count (ml)	Pack of
175.303.01	10	0.2	24
175.303.02	25	0.5	12
175.303.03	50	1	12
175.303.04	100	1	12
175.303.05	250	2	6
175.303.06	500	5	4
175.303.07	1000	10	2
175.303.08	2000	20	2

Measuring Cylinder Hexagonal

- Made from Polypropylene
- These are now available with hexagonal base also
- The hexagonal base provides excellent stability to the cylinder where as the tapered spout works really while pouring any reagent



Buy Now!

Item Code	Capacity (ml)	Least Count (ml)	Pack of
177.303.01	10	0.2	24
177.303.02	25	0.5	12
177.303.03	50	1	12
177.303.04	100	1	12
177.303.05	250	2	6
177.303.06	500	5	4
177.303.07	1000	10	2

Brush, Cylinder

Item Code	Type	Material	Pack of
593.303.05	Cylinder Brush	Nylon	50



Buy Now!



Nylon



Buy Now!

Desiccator with Lid, Plain

- Die pressed
- Neutral Glass with Porcelain perforated plate

Item Code	I.D.(mm)	Pack of
249.202.01	150	1
249.202.02	210	1
249.202.03	250	1
249.202.04	300	1



Buy Now!

Desiccator With Lid, Vacuum

- Die Pressed
- Neutral Glass with Porcelain Perforated Plate and Glass Sleeve

Item Code	ID (mm)	Pack of
250.202.01	150	1
250.202.02	210	1
250.202.03	250	1
250.202.04	300	1

Desiccator (Vacuum)

- Made from Polypropylene and Polycarbonate
- Autoclavable vacuum desiccators can hold vacuum up to 740 mm of Hg for 24 hrs with out any greasing
- Fitted with Polypropylene stopcock with a self lubricating PTEF plug

Item Code	Size (ml)	Flange (mm)	I.D. (mm)	Pack of
118.303.01	150	171	150	1
118.303.02	200	232	199	1
118.303.03	250	276	240	1
118.303.04	300	340	300	1



Buy Now!



Desiccator (Plain)

- Made from Polypropylene/ Polycarbonate
- Both Vacuum & Plain Desiccators are provided with a thick perforated Polypropylene disc with a big hole in the center for easy lifting
- The tiny holes in the disc provide air trough & support to the dishes
- However porcelain discs are advisable in case of incandescent crucibles

Item Code	Type	Size (mm)	Flange (mm)	I.D. (mm)	Pack of
119.303.01	Plain	150	171	150	1
119.303.02	Plain	200	232	199	1
119.303.03	Plain	250	276	240	1
119.303.04	Plain	300	340	300	1
119.303.05	(Vaccum - All Clear)	150	171	150	1
119.303.06	(Vaccum - All Clear)	200	232	199	1
119.303.07	(Vaccum - All Clear)	250	276	250	1
119.303.08	(Vaccum - All Clear)	300	340	300	1



Buy Now!



Dishes

Manufactured from ASTM E 438 TYPE 1 Class A BORO 3.3 GLASS. These dishes are as per DIN and USP standards. The dishes are printed in white colour and have marking area to use with ordinary pencil.



Buy Now!

Dishes, Crystallizing, without Spout

- Complies with DIN 12337
- Made of Boro 3.3 Glass

Item Code	Diameter x Height (mm)	Pack of
246.202.01	40x 25	10
246.202.02	50x30	10
246.202.03	60x35	10
246.202.04	70x40	10
246.202.05	80x45	10
246.202.06	95x55	10
246.202.07	115x65	10
246.202.08	140x75	10
246.202.09	190x90	10



Buy Now!

Dishes, Crystallizing, with Spout

- Complies with DIN 12338
- Made of Boro 3.3 Glass

Item Code	O.D. x Height (mm)	Pack of
246.202.01S	40x25	10
246.202.02S	50x30	10
246.202.03S	60x35	10
246.202.04S	70x40	10
246.202.05S	80x45	10
246.202.06S	95x55	10
246.202.07S	115/65	10
246.202.08S	140x75	10
246.202.09S	190x190	10

Dishes, Evaporating

- Complies with DIN 12336
- Manufactured from Boro 3.3 glass
- High resistance to chemical attack and thermal shock
- Flat base
- Curved sides with spout

Item Code	Approx Capacity (ml)	Dia (mm)	Height (mm)	Pack of
247.202.00	15	50	25	10
247.202.00B	45	60	30	10
247.202.01	90	80	45	10
247.202.02	170	95	55	10
247.202.02C	290	105	55	10
247.202.02A	320	115	65	10
247.202.03D	600	140	80	10
247.202.03A	1500	150	80	10
247.202.04	2500	200	100	10



Buy Now!



Dish, Evaporating, Euro Design

- Made of Porcelain
- Goes upto 1000°C

Item Code	Cap. (ml)	OD x Height (mm)	Pack of
528.303.07	35	60 x 24	6
528.303.08	70	75 x 30	6
528.303.09	80	80 x 30	6
528.303.10	120	94 x 42	6
528.303.11	150	100 x 42	6
528.303.12	250	115 x 45	4
528.303.13	385	145 x 48	4
528.303.14	525	162 x 51	2
528.303.15	765	185 x 54	2
528.303.16	1285	215 x 75	2
528.303.17	2100	265 x 80	1
528.303.18	3250	305 x 95	1



Buy Now!



Dish Petri, Manufactured from BORO 3.3 Glass

- Withstand repeated Autoclaving



Buy Now!

Item Code	O.D. x Height (mm)	Pack of
248.202.01	50 x 17	10
248.202.02	80 x 17	10
248.202.03	100 x 17	10
248.202.04	150 x 20	10
248.202.05	200 x 20	10

GLASS
BORO
3.3

WHITE
PRINTING

Chemical
Resistant

Petri Dish, PP

- These Petri Dishes are clear, unbreakable & Autoclavable
- Made from polypropylene



Buy Now!

Item Code	Size (mm)	Pack of
124.303.01	50	36
124.303.02	75	36
124.303.03	100	36
124.303.04	125	12
124.303.05	150	12

Petri Dish (Disposable)

- These transparent, ready to use, disposable Petri Dishes
- Made of optically clear, non-toxic, Polystyrene
- These Petri Dishes packed individually in polyethylene bags are sterilized by radiation



Buy Now!

Item Code	Size (mm)	Pack of
159.303.01	90	36

121°C
SSSS

Unbreakable

Rack For Petri Dishes

- Made from Polymethyl Methacrylate / Polycarbonate
- Clear acrylic construction with white Polycarbonate Posts
- Capacity to hold 60 petri dishes of 90 mm size
- Useful during inoculation, incubation & Storage
- Visibility from all sides enables the culture to be seen & checked during incubation

Item Code	Size (mm)	Pack of
160.303.01	90	2
160.303.02	60	2



Buy Now!



Pestle & Mortar, Euro Design

- Made of Porcelain
- Goes upto 1000°C

Item Code	I.D. x Height (mm)	Pack of
529.303.08	60 x 44	6
529.303.09	75 x 48	4
529.303.10	85 x 55	4
529.303.11	100 x 70	4
529.303.12	117 x 75	4
529.303.13	125 x 88	2
529.303.15	150 x 100	1
529.303.16	175 x 115	1
529.303.17	200 x 140	1
529.303.18	250 x 175	1
529.303.19	300 x 205	1
529.303.20	350 mm ID	1
529.303.21	400 mm ID	1



Buy Now!





GLASS
BORO
3.3

WHITE
PRINTING

Chemical
Resistant



Buy Now!

Distilling Apparatus, Ammonia, with Graham condenser

- Made From Heat Resistant, Low Expansion 3.3 Borosilicate Glass
- Interchangeable Joints
- With Splash Head 24/29, 19/26
- With Kjeldahl flask 500ml 24/29
- With Coil condenser 200mm 19/26

Item Code	Capacity (ml)	Pack of
340.202.03	500	1



GLASS
BORO
3.3

WHITE
PRINTING

Chemical
Resistant



Buy Now!

Distilling Apparatus, with Graham Condenser

- Made From Heat Resistant, Low Expansion 3.3 Borosilicate Glass
- Interchangeable Joints & Stopper
- Flat bottom distillation flask 500 ml 24/29, 19/26
- With Coil condenser 200mm 19/26

Item Code	Capacity (ml)	Condenser Jacket (mm)	Interchangeable Joint	Pack of
341.202.03	500	200	19/26	1

Distilling Apparatus, with Friedrichs Condenser

- Made From Heat Resistant, Low Expansion 3.3 Borosilicate Glass
- Interchangeable Joint and Stopper

Item Code	Capacity (ml)	Interchangeable Joint	Pack of
342.202.03	2000	24/29	1



Buy Now!



Distilling Apparatus, Compact with Friedrichs Condenser

- Made From Heat Resistant, Low Expansion 3.3 Borosilicate Glass
- Interchangeable Joint

Item Code	Capacity (ml)	Interchangeable Joint	Pack of
343.202.04	1000	34/35	1



Buy Now!





GLASS
BORO
3.3

WHITE
PRINTING

Chemical
Resistant



Buy Now!

Essential Oil Determination Apparatus (Clevenger Apparatus)

- Made From Heat Resistant, Low Expansion 3.3 Borosilicate Glass
- For Oil Heavier Than Water
- Round bottom Flask 1000ml-24/29
- Liebig condenser 300mm-24/29

Item Code	Capacity (ml)	Pack of
226.202.01	1000	1



GLASS
BORO
3.3

WHITE
PRINTING

Chemical
Resistant



Buy Now!

Essential Oil Determination Apparatus (Clevenger Apparatus)

- Made From Heat Resistant, Low Expansion 3.3 Borosilicate Glass
- For Oil Lighter Than Water
- Round bottom flask 1000ml-24/29
- Liebig condenser 300mm-24/29

Item Code	Capacity (ml)	Pack of
227.202.01	1000	1

Distilling Apparatus, Dean and Stark

- Moisture Test
- Made From Heat Resistant, Low Expansion 3.3 Borosilicate Glass
- Round bottom Flask 1000ml-24/29
- Liebig condenser 300mm-19/26

Item Code	Capacity (ml)	Pack of
227.202.01A	10	2 Set



Buy Now!



Extraction Apparatus



Extractor Apparatus

- Compliance with DIN 12602
- Complete with condenser & flasks



Buy Now!

Item Code	Extractor cap. (ml)	Extractor Socket	Extractor Cone	Flask Cap.	Condenser Type	Connector	Pack of
210.202.03	60	34/35	24/29	150	Allihin	Screw Thread	1
210.202.04B	100	40/38	24/29	150	Allihin	Screw Thread	1
210.202.04	100	45/40	29/32	250	Allihin	Screw Thread	1
210.202.06A	200	50/42	24/29	500	Allihin	Screw Thread	1
210.202.06	250	45/40	29/32	500	Allihin	Screw Thread	1
210.202.08	500	60/46	29/32	1000	Allihin	Screw Thread	1
210.202.09	1000	71/55	29/32	2000	Allihin	Screw Thread	1
210.202.12	100	45/40	29/32	250	Dimroth	Screw Thread	1
210.202.13	150	45/40	29/32	250	Dimroth	Screw Thread	1
210.202.14	250	45/40	29/32	500	Dimroth	Screw Thread	1
210.202.15	500	60/46	29/32	1000	Dimroth	Screw Thread	1
210.202.16	1000	71/55	29/32	2000	Dimroth	Screw Thread	1

PS: For ordering of instruments used with glass see page no 203-204



Extractor



Buy Now!

Item Code	Capacity (ml)	Socket	Cone	Pack of
211.202.03	60	34/35	24/29	1
211.202.04B	100	40/38	24/29	1
211.202.04	100	45/40	29/32	1
211.202.06A	200	50/42	24/29	1
211.202.06	250	45/40	29/32	1
211.202.08	500	60/46	29/32	1
211.202.09	1000	71/55	29/32	1

Condensers Allihin for Soxhlet Apparatus

- Manufactured from ASTM E-438, Type-1, Class-A boro 3.3 Glass
- This condenser come with glass screw thread connector

Item Code	Cone	Effective Length (mm)	Extractor (ml)	Connector	Pack of
191.202.01	45/40	300	100	Glass	1
191.202.01A	45/40	400	250	Glass	1
191.202.02	60/46	400	500	Glass	1
191.202.03	71/55	400	1000	Glass	1



Buy Now!



GLASS BORO 3.3

WHITE PRINTING

Chemical Resistant

Condensers Allihin for Soxhlet Apparatus

- Manufactured from ASTM E-438, Type-1, Class-A boro 3.3 Glass.
- This condenser come with plastic screw thread connector.

Item Code	Cone	Effective Length (mm)	Extractor (ml)	Connector	Pack of
191.181.01	45/40	300	100	Screw Thread	1
191.181.01A	45/40	400	250	Screw Thread	1
191.181.02	60/46	400	500	Screw Thread	1
191.181.03	71/55	400	1000	Screw Thread	1



Buy Now!



GLASS BORO 3.3

WHITE PRINTING

Chemical Resistant

Screw Thread

Extraction Apparatus

Condenser, Dimroth for Soxhlet Apparatus

- Manufactured from ASTM E-438, Type-1, Class-A
- Made from Boro 3.3 Glass
- This condenser come with glass screw thread connector



Buy Now!

Item Code	Cone	Effective Length (mm)	Extractor (ml)	Connector	Pack of
192.202.01	45/40	300	100	Glass	1
192.202.01A	45/40	400	250	Glass	1
192.202.02	60/46	400	500	Glass	1
192.202.03	71/55	400	1000	Glass	1



Condenser, Dimroth for Soxhlet Apparatus

- Manufactured from ASTM E-438, Type-1, Class-A
- Made from Boro 3.3 Glass
- This condenser come with plastic screw thread connector



Buy Now!

Item Code	Cone	Effective Length (mm)	Extractor (ml)	Connector	Pack of
192.181.01	45/40	300	100	Screw Thread	1
192.181.01A	45/40	400	250	Screw Thread	1
192.181.02	60/46	400	500	Screw Thread	1
192.181.03	71/55	400	1000	Screw Thread	1



Glassco Brand sintered glassware is used for the filtration of liquids and gases in the laboratory. It incorporates a porous glass disc as a filter media, which is non-corrosive and reusable. It is also used for gas washing, dispersion, and adsorption.

Sintered glass is manufactured by crushing borosilicate glass, powdering, cleaning, separating into various mesh sizes, and then fusing together in the form of a disc. The sintered disc is graded into 5 grades—G1, G2, G3, G4, and G5. The grades are classified by maximum pore size, which is obtained by measuring the pressure at which the first air bubble breaks away from the filter under certain conditions. The pressure differential is then used to calculate the equivalent capillary diameters in microns. The desired pore size is obtained by suitably controlling the grain size, firing time, temperature, and the thickness of the disc. Each disc is tested and graded individually.

The pore diameters are reasonably uniform, which ensures the required flow rate through the filter.

The flow rate further depends on the pressure differential between the two sides of the disc, the free area of the disc, the viscosity of the fluid being filtered, etc. Between different discs of the same size and grade, there is a fair amount of uniformity in pore size, and hence the results from two or more discs of the same size and grade will be uniform. This ensures reproducible analytical results.

The discs have maximum surface hardness, and hence glass powder does not get scraped off during cleaning or with chemicals. Filters do not shed particles during usage.

The discs are sealed to tubing without blocking the pores. They are annealed properly in an automatically controlled lehr.

POROSITY GRADES AND THEIR GENERAL USE

Porosity Grade	Pore Size (Microns)	General use
1	90-150	Filtration of coarse materials/precipitates, gas dispersion, gas washing, extractor bed, support for other filter materials.
2	40-90	Filtration of medium precipitates, gas dispersion, gas washing.
3	15-40	Filtration of fine grain precipitates. Analytical work with medium precipitates, mercury filtration.
4	5-15	Analytical work with fine and very fine precipitates. Non-return valves.
5	1-2	Bacteriological filtration.

Chemical Durability

Glassco sintered ware is produced from the same high-quality material from which all Glassco Brand borosilicate laboratory glassware is manufactured and thus, has excellent resistance to chemical attack.

Operating Pressure

The sintered discs and the glassco are incorporated when they are mainly designed for the application of vacuum or for the passage of gases at a relatively low pressure. In all cases, the differential pressure must not exceed 100 kN/m² (15 psi).

Thermal Characteristics

The resistance to thermal shock of sintered ware is comparatively less as compared to standard lab glassware. Therefore, articles of sintered ware should not be subjected to excessive temperature changes nor to direct flames.

Glassco sintered crucibles are particularly suited for drying to constant weight. Dry sintered crucibles at room temperature can be placed directly into a drying oven at 150°C, although customary practice is to dry at 110°C. Sintered ware may safely be heated in a furnace to 500°C without ill effect, provided that the cycle of heating and cooling is gradual to avoid strains caused by excessive temperature of apparatus.

Sintered ware of porosity grades 4 and 5 when cold and damp should never be subjected to a sudden temperature change since the evolution of steam may set up sufficient pressure within the filter to crack it.

Filtration apparatus should be kept on its rim (stem upwards) in an oven or sterilizer. A perforated support base is advantageous for air convection in case of pipeline filters. Care should be taken by use of heat-insulating material such as asbestos to avoid premature wear near the filter seal. Apparatus should remain in the oven or sterilizer during cooling to avoid too fast a cooling rate.

Cleaning of Sintered Ware

New sintered filters should be washed carefully with hot hydrochloric acid and then rinsed with distilled water before they are used. This treatment will ensure that all loose particles are removed from the filter.

It is recommended that all sintered filters are thoroughly cleaned "immediately" after use. This is the most favorable time for ease of cleaning and will ensure less risk of contamination in subsequent use.

Many precipitates can be removed from the filter by back-flushing with water. However, great care must be taken with large diameters and fine filters, as positive pressures on the reverse side may break the filter.

Under no circumstances should sintered apparatus be subjected to mains water pressure when back-flushing, as in most instances a vacuum pump is also effective.

Filters clogged by dust and dirt during gas filtration can be restored by treatment with a warm detergent solution followed by blowing clean air from the clean side of the filter. Dirt particles are brought to the surface by the foam and removed by rinsing with water.

Some precipitates may clog the filter, which may be removed by chemical cleaning as given below.

Clean the porous glass part of the filter support by back-flushing with warm water & then soaking overnight in a chromic acid cleaning solution.

Follow the soaking with another back-flushing. After cleaning thoroughly, rinse the components with clean water & air dry. Do not wipe with paper or cloth, which may leave traces of fibers & lint.

Glass Microanalysis Filter Holders

For 25 mm Disc Filters

Applications :

- Used to filter under vacuum/small volumes for particulate or biological contamination analysis
- Available in fritted glass or stainless steel
- Thick prefilters or laminated filters will not seal in this holder
- Use Durapore (PVDF) membrane or unlaminated PTFE for solvent applications with this apparatus.

Specifications:

Materials	
259.202.01	Borosilicate glass funnel and base; fritted glass filter support; anodized aluminum spring clamp; silicone stopper
259.202.03	Borosilicate glass funnel and base; removable stainless steel screen filter support; anodized aluminum spring clamp; silicone stopper
Filter Diameter, mm	25
Filtration Area, cm ²	2.5
Funnel Capacity, ml	15
Outlet Fitting	No. 5 perforated silicone stopper mounts in standard 125 ml filtering flask
Dimensions	
Height, cm	15.2
Diameter, cm	2.5

Ordering Information:

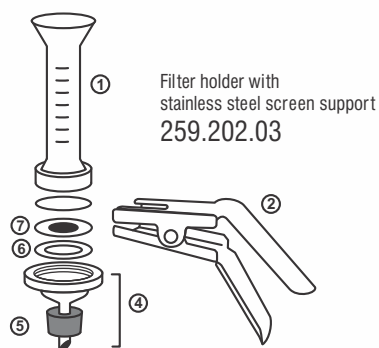
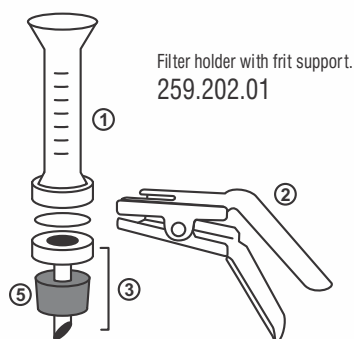
Cat No.	Description
259.202.01	Microanalysis Filter Holder, 25 mm, fritted glass support

Replacement Parts	
259.245.01	Funnel, 15 ml, borosilicate glass
259.245.02	Fritted Glass Base with stopper, 25 mm
259.245.03	Spring Clamp, 25 mm, aluminum
259.245.06	No. 5 perforated stopper, silicone

Cat No.	Description
259.202.03	Microanalysis Filter Holder, 25 mm, stainless steel support

Replacement Parts	
259.245.01	Funnel, 15 ml, borosilicate glass
259.245.03	Spring Clamp, 25 mm, aluminum
259.245.05	Base stopper & stainless steel screen
259.245.06	No. 5 perforated stopper, silicone
259.245.07	Gaskets, Teflon
259.245.08	Support Screen, 25 mm, stainless steel

Optional Accessories	
074.202.01A	Vacuum filtering flask, 125 ml



Filter Flask 125 ml



Buy Now!



Glass Filter Holder For 47 mm Disc Filters

Specifications:

Materials of Construction	Borosilicate glass funnel and base; anodized aluminum spring clamp; silicone stopper
260.202.01	Coarse-frit glass filter support
261.202.01	PTFE-faced funnel and base
262.202.01	Stainless steel screen filter support
Filter Diameter, mm	47
Filtration Area, cm ²	9.6
Funnel Capacity, mL	300; accessory 1 L is available
Prefilter Diameter, mm	35 (thick depth prefilter) or 47 (membrane prefilter)
Outlet Fitting	No. 8 perforated silicone stopper mounts in standard 1 L and 4 L filtering flasks
Dimensions	
Height, cm	22.9
Diameter, cm	7.6
Sterilization Method	
260.202.01 and 261.202.01	30 UV sterilize or autoclave without filter in-place
262.202.01	Autoclave with filter in-place

Applications :



- Use 260.202.01 for
- Bacteriological analysis of water (using 47 mm sterile membrane filters) Analysis of suspended solids in water (using 47 mm depth filters)



- Use 261.202.01 for
- Bacteriological analysis applications where autoclaving filter holder with membrane in place needed



- Use 262.202.01 for
- Particulate contamination analysis of oils and hydraulic fluids by gravimetric or particulate counting methods Exfoliative cytology applications



- Use 258.202.01 for
- Used in vacuum filter aqueous, organic or corrosive liquids for particulate contamination analysis
Recommended for HPLC solvent filtration

Glass Filter Holders For 47 mm Disc Filters

Ordering Information:

Cat No.	Description
260.202.01	Glass filter holder assembly with funnel, fritted base, stopper, clamp, 47 mm

Replacement Parts:

258.245.01	Glass funnel, 300 ml, borosilicate
260.245.02	Base for 47 mm glass/filter holder
258.245.02	Spring clamp, 47 mm, aluminum
260.245.05	No. 8 per forated stopper, silicone

Cat No.	Description
261.202.01	Glass filter holder assembly, PTFE- coated, with PTFE coated funnel and PTFE coated base, stopper clamp no. 8, 47 mm, Frit

Replacement Parts:

Replacement Parts:	PTFE-faced Glass Filter Holder
261.245.01	Funnel, PTFE-faced, 300 ml
258.245.02	Spring clamp, 47 mm, aluminum
261.245.03	Glass base, PTFE-faced, 47 mm
260.245.05	No. 8 per forated stopper, silicone

Cat No.	Description
262.202.01	Glass filter holder with stainless steel screen, 47 mm

Replacement Parts:

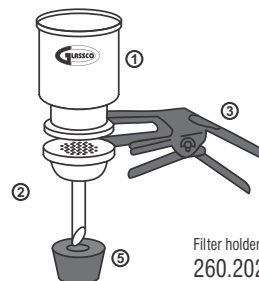
Replacement Parts:	Stainless Screen Glass Filter Holder
258.245.01	Glass funnel, 300 ml, borosilicate
258.245.02	Spring clamp, 47 mm, aluminum
262.245.03	Glass base, 47 mm
262.245.04	Support screen, 47 mm, stainless steel
262.245.05	Gasket, PTFE
260.245.05	No. 8 per forated stopper, silicone

Optional Accessories

074.202.04	Vacuum filtering flask, 1 Ltr
074.202.05	Vacuum filtering flask, 2 Ltr
074.202.07	Vacuum filtering flask, 4 Ltr
074.202.08	Vacuum filtering flask, 5 Ltr
258.245.01A	Glass funnel, 500 ml, borosilicate

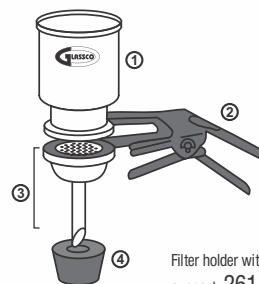


Buy Now!



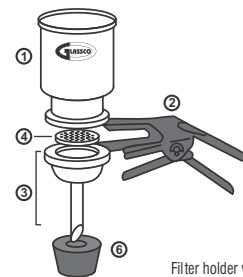
Filter holder with glass filter support, 260.202.01

Replacement Parts:
 1. Funnel 300 ml
 2. Base 47 mm Frit
 3. Clamp 47 mm
 5. Stopper 8 No.



Filter holder with PTFE-faced filter support, 261.202.01

Replacement Parts:
 1. Funnel 300 ml Teflon Coated
 2. Clamp 47 mm
 3. Base 47 mm Frit Teflon Coated
 4. Stopper 8 No.

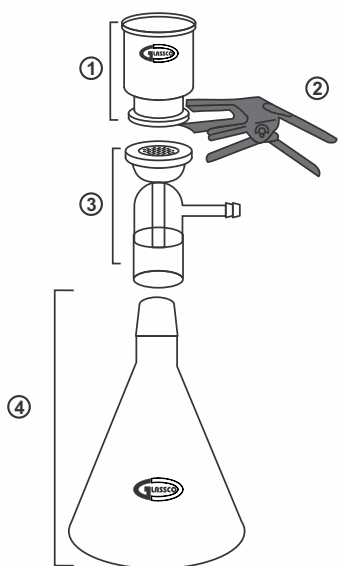


Filter holder with stainless steel screen filter support, 262.202.01

Replacement Parts:
 1. Funnel 300 ml
 2. Clamp 47 mm
 3. Base 47 mm
 4. Screen 47 mm
 5. PTFE Gasket
 6. Stopper No. 8



VACUUM FILTERING FLASK



All-Glass Filter Holder For 47 mm Disc Filters

Specifications:

Materials
258.202.01

Filter Diameter, mm
Filtration Area, cm²
Funnel Capacity, ml
Outlet Fitting

Borosilicate glass funnel, base and tubulated cap;
anodized aluminum spring clamp; fritted glass filter
support
47
9.6
Funnel: 300 ml; flask: 1 l
6 mm (1/4 in.) O.D. tubulated cap sidearm to vacuum



Ordering Information:

Cat No.	Description
258.202.01	All-Glass Filter Holder Assembly with funnel, fritted-base & cap, clamp 47 mm, ground joint flask 1 Ltr.



Buy Now!

Cat No.	Description
258.284.01	All-Glass Filter Holder Assembly with funnel, fritted-base & cap, clamp 47 mm, ground joint flask 2 Ltr.

Replacement Parts

Cat No.	Description
258.245.01	Glass funnel, 300 ml, borosilicate
258.245.02	Spring clamp, 47 mm, aluminum
258.245.03	Glass Base & Cap, 47 mm
258.245.04	Ground Joint Flask, 1000ml
258.245.04A	Ground Joint Flask, 2000ml

Cat No.	Description
258.248.01	All-Glass Filter Holder Assembly with glass funnel, base support with Stainless Steel 47mm, gasket, anodized aluminium clamp 47 mm, ground joint flask 1 Ltr.

Replacement Parts

Cat No.	Description
258.245.01	Glass funnel, 300 ml, borosilicate
258.245.02	Spring clamp, 47 mm, aluminum
262.245.03	Glass Base 47 mm
258.245.04	Ground Joint Flask, 1000ml
262.245.04	Support screen, 47 mm, stainless steel
262.245.05	Gasket, PTFE



263.245.07



263.245.06

Optional Accessories:

Cat No.	Description
263.245.06	Bottles 2 L
263.245.07	Bottles 5 L
258.245.04A	Ground Joint Flask, 2000ml



All-Glass Filter Holder (90 mm)

Applications :

- Used in vacuum filter aqueous, organic or corrosive liquids for particulate contamination analysis
- Recommended for HPLC solvent filtration.

Specifications:

Materials	Borosilicate glass funnel, base and tubulated cap; PTFE-coated stainless steel screen; anodized aluminum spring clamp
Filter Diameter, mm	90
Funnel Capacity, L	1
Outlet Fitting	6 mm (1/4 in.) O.D. tubulated cap sidearm to vacuum

Ordering Information:

Cat. No.	Description
263.202.01	Glass Filter Holder with stainless steel screen, 90 mm

Replacement Parts

Cat. No.	Description
263.245.01	Funnel, 1L, 90 mm, ground glass seal
263.245.02	Vacuum Base and Cap, 90 mm
263.245.03	Stainless Steel Screen, PTFE coated, 90 mm
263.245.04	Gasket, PTFE 90 mm
263.245.05	Spring Clamp, 90 mm anodized aluminum

Ordering Information:

Cat. No.	Description
263.202.02	Glass Filter Holder with fritted disc

Replacement Parts

Cat. No.	Description
263.245.01	Funnel, 1L, 90 mm, ground glass seal
263.248.02	Cap glass base with fritted disc
263.245.05	Spring Clamp, 90 mm anodized aluminum

Optional Accessories

Cat. No.	Description
258.245.04	Ground Joint Flask, 1 L
263.245.06	Bottle 2 L
263.245.07	Bottle 5 L
258.245.09	Ground Joint Flask 5 L



258.245.04



263.245.07



Buy Now!

Flasks, Conical (Erlenmeyer) Narrow Mouth

- Made from ASTM E-438 Type 1, Boro 3.3 heat resistance glass
- Complies with ISO 1773
- All the flasks are printed in white enamel
- Has Reinforced thick Rim to reduce chipping & breakage

Item Code	Capacity (ml)	D. (mm)	D1 (mm)	H. (mm)	Pack of
231.202.01	25	42	22	75	10
231.202.02	50	51	22	90	10
231.202.03	100	64	22	105	10
231.202.03A*	150	74	28	118	10
231.202.04	250	85	34	145	10
231.202.05	500	105	34	180	10
231.202.06	1000	131	42	220	10
231.202.07	2000	166	50	280	6
231.202.08	3000	187	50	310	1
231.202.09	5000	220	50	365	1

*Non DIN



Buy Now!



Flask Erlenmeyer, Narrow Mouth

- Made from ASTM E-438 Type-1 Class A, Boro 3.3 glass
- These flasks are made from thick wall and have reinforced thick beaded rim
- The flasks are produced to meet ASTM E-1404, TYPE-1 specifications
- All the flasks are printed in white enamel

Item Code	Capacity (ml)	Sub Division (ml)	Graduation Range	Rubber Stopper Size	Pack of
231.402.01	25	5	10-25	0	12
231.402.02	50	10	20-50	1	12
231.402.03A	125	25	50-125	5	12
231.402.04	250	25	50-250	6	12
231.402.04A	300	25	100-300	6	12
231.402.05	500	50	100-500	7	6
231.402.06	1000	50	250-1000	9	6
231.402.07	2000	100	600-2000	10	4
231.402.08A	4000	250	1000-4000	10	1
231.402.09	6000	500	1500-6000	10	1



Buy Now!





Buy Now!

GLASS BORO 3.3

WHITE PRINTING

Chemical Resistant

HEAVY WALL

Flasks, Heavy Duty, Conical (Erlenmeyer) Narrow Mouth *New*

- Made from ASTM E-438 Type 1, Boro 3.3 heat resistance glass
- Complies with ISO 1773
- All the flasks are printed in white enamel
- Has Reinforced thick Rim to reduce chipping & breakage

Item Code	Capacity (ml)	D. (mm)	D1 (mm)	H. (mm)	Pack of
231.237.01	25	42	22	75	10
231.237.02	50	51	22	90	10
231.237.03	100	64	22	105	10
231.237.03A*	150	74	28	118	10
231.237.05	250	85	34	145	10
231.237.07	500	105	34	180	10
231.237.08	1000	131	42	220	10
231.237.09	2000	166	50	280	6
231.237.10	3000	187	50	310	1
231.237.12	5000	220	50	365	1

* Non DIN



Buy Now!

GLASS BORO 3.3

WHITE PRINTING

Chemical Resistant

Flasks, Conical (Erlenmeyer) Wide Mouth

- Made from ASTM E-438 Type 1, Boro 3.3 heat resistance glass
- Compliance with ISO 24450
- All the flasks are printed in white enamel
- Has Reinforced thick Rim to reduce chipping & breakage

Item Code	Capacity (ml)	D. (mm)	D1 (mm)	H. (mm)	Pack of
232.202.01*	25	42	31	70	10
232.202.02	50	51	34	85	10
232.202.03	100	64	34	105	10
232.202.05	250	85	50	140	10
232.202.07	500	105	50	175	10
232.202.08	1000	131	50	220	10
232.202.09	2000	166	76	276	6

* Non DIN

Flask, Filter

- With Glass Connector
- Made from heavy wall which can withstand high vacuum
- Printed in white colour enamel without Graduation

Item Code	Capacity (ml)	Pack of
074.202.01	100	2
074.202.02	250	2
074.202.03	500	2
074.202.04	1000	2
074.202.05	2000	1
074.202.08	5000	1



Buy Now!



GLASS BORO 3.3

WHITE PRINTING

Chemical Resistant

HEAVY WALL


Flask Filter with Glass Connector

- Made as per ASTM E-1406, type 2 specifications
- These Flasks are made from heavy wall which can withstand high vacuum
- The flasks are printed white colour enamel

Item Code	Capacity (ml)	Sub Division (ml)	Graduation Range	Pack of
074.402.01	25	5	10-25	6
074.402.02	50	5	20-50	6
074.402.03	125	25	50-125	6
074.402.04	250	25	50-250	6
074.402.04A	300	25	100-300	6
074.402.05	500	50	100-500	6
074.402.06	1000	50	250-1000	6
074.402.07	2000	100	600-2000	1
074.402.09	4000	250	1000-4000	1



Buy Now!



GLASS BORO 3.3

WHITE PRINTING

Chemical Resistant

HEAVY WALL



Buy Now!



Flask, Buchner, plain side arm and ground socket *New*

- Complies with DIN ISO 3585
- Buchner filter flasks with precision-ground quickfit socket
- With traditional plain glass side-arm to accept 9mm bore vacuum tubing
- Heavy wall and base construction for vacuum work

Item Code	Capacity (ml)	Socket Size	Height (mm)	Approx Dia (mm)	Pack of
074.205.01B	100	19/26	100	64	2
074.205.01C	100	24/29	100	64	2
074.205.02	250	24/29	140	85	2
074.205.02A	250	29/32	140	85	2
074.205.03	500	24/29	175	105	2
074.205.03A	500	29/32	175	105	2
074.205.04	1000	24/29	220	131	2
074.205.04A	1000	29/32	220	131	2



Buy Now!



Flask, Conical, With Joint

- Complies with ISO 4797
- Ideal for mixing liquids

Item Code	Capacity (ml)	Socket Size	Overall Height	Overall Dia (mm)	Pack of
071.202.06	25	14/23	70	42	10
071.202.07	25	19/26	70	42	10
071.202.08	50	14/23	85	51	10
071.202.09	50	19/26	85	51	10
071.202.10	50	24/29	85	51	10
071.202.10A	50	29/32	85	51	10
071.202.11	100	14/23	100	64	10
071.202.12	100	19/26	100	64	10
071.202.13	100	24/29	100	64	10
071.202.14	100	29/32	100	64	10
071.202.15*	150	19/26	118	72	10
071.202.16*	150	24/29	118	72	10
071.202.17*	150	29/32	118	72	10
071.202.17A*	200	29/32	131	79	10
071.202.18	250	19/26	140	85	10
071.202.19	250	24/29	140	85	10
071.202.20	250	29/32	140	85	10
071.202.21A*	300	29/32	156	87	10
071.202.22*	500	19/26	175	105	10
071.202.22A	500	24/29	175	105	10
071.202.23	500	29/32	175	105	10
071.202.25*	1000	24/29	220	131	10
071.202.26	1000	29/32	220	131	10
071.202.27*	1000	34/35	220	131	10
071.202.28	2000	29/32	270	166	6
071.202.29*	2000	34/35	270	166	6
071.202.30*	3000	45/40	310	187	1
071.202.31*	5000	45/40	365	220	1

* Non Din

Flask Erlenmeyer with Joint

- Made from ASTM E-438 Type-1 Class A, Boro 3.3 glass
- These Flasks comes with Ground Joint manufactured as per ASTM E-1404, Type 2, Class-1 requirement
- The Flasks are printed in white colour enamel

Item Code	Capacity (ml)	Joint Size	Pack of
071.470.04	10	14/20	2
071.470.06	25	14/20	2
071.470.09	50	14/20	2
071.202.50	50	19/38	2
071.470.10A	50	24/40	2
071.470.51A	125	19/22	2
071.202.51	125	24/40	2
071.202.52	250	24/40	2
071.202.52A	300	24/40	2
071.202.53	500	24/40	2
071.202.54	1000	24/40	1
071.202.55	2000	24/40	1



Buy Now!



Flask, Conical

- Made from DIN ISO 3585, Boro 3.3 heat resistance glass
- Compliance with ISO 4797
- With Ground Joint
- Supplied with hollow glass stopper

Item Code	Capacity (ml)	Neck Size	Dia. (mm)	Height (mm)	Pack of
076.202.01A	100	24/29	64	100	2
076.202.01	100	29/32	64	100	2
076.202.02	250	29/32	85	140	2
076.202.03A	500	24/29	105	175	2
076.202.03	500	29/32	105	175	2
076.202.04	1000	29/32	131	220	2
076.202.05	2000	29/32	166	270	1



Buy Now!





GLASS
BORO
3.3

WHITE
PRINTING

Chemical
Resistant



Buy Now!

Flask Erlenmeyer, with Screw Cap

- Made from ASTM E-438 Type 1, Boro 3.3 heat resistance glass
- The screw cap is made from Polyethylene which is Autoclavable
- Comes with PTFE Liner.

Item Code	Capacity (ml)	Thread Size	Dia (mm)	Pack of
075.202.01	50	25	51	2
075.202.02	100	25	64	2
075.202.04	250	32	85	2
075.202.05	500	32	105	2
075.202.06	1000	32	131	2



GLASS
BORO
3.3

WHITE
PRINTING

Chemical
Resistant



Buy Now!

Flask, Iodine

- Made from ASTM E-438 Type 1, Boro 3.3 heat resistance glass
- Determination of Iodine with ground joint and stopper

Item Code	Capacity (ml)	Joint Size	Pack of
072.202.01	250	24/29	2
072.202.02	250	29/32	2
072.202.03	500	24/29	2
072.202.04	500	29/32	2

Flask, culture, baffled *New*

- Made from ASTM E-438 Type 1, Boro 3.3 heat resistance glass
- Ideal for Use of in preparation of culture
- The four equidistant baffles provide consistent agitation when used with compatible orbital shakers
- Suitable for repeated autoclave cycles at 121°C

Item Code	Capacity (ml)	Body O.D. (mm)	Height (mm)	Neck I.D. (mm)	Pack of
231.215.04	250	82	138	32	10
231.215.05	500	101	186	36	10
231.215.06	1000	129	222	43	10
231.215.07	2000	161	282	49	6



Buy Now!



Flask, Culture, Baffled, Membrane Screwcap *New*

- Made from ASTM E-438 Type 1, Boro 3.3 heat resistance glass
- Ideal for Use of in preparation of culture
- The four equidistant baffles provide consistent agitation when used with compatible orbital shakers
- Suitable for repeated autoclave cycles at 121°C

Item Code	Capacity (ml)	Bulb Dia. (mm)	Height (mm)	Thread GL Size (mm)	Pack of
075.212.04	250	82	130	45	2
075.212.05	500	101	165	45	2
075.212.06	1000	129	205	45	2
075.212.07	2000	166	265	45	1



Buy Now!





Buy Now!

Flasks, Culture, Haffkine *New*

- Made from ASTM E-438 Type 1, Boro 3.3 heat resistance glass
- Used for Preparation of Culture in Nutrient Media
- Suitable for use in Polenske Apparatus

Item Code	Capacity (ml)	Approx O.D x Height	Pack of
235.207.07	3000*	245 x 280	1
235.207.08	4000	246 x 310	1

*3000 ml not covered in standards



Buy Now!

Flask, Distillation

- Made from ASTM E-438 Type 1, Boro 3.3 heat resistance glass
- Complies with ASTM E-133, ASTM D-86, D-233, D-801 & D 802

Item Code	Capacity (ml)	Dia. (mm)	Height (mm)	Side Dia (mm)	Arm Length	Pack of
073.202.03*	100	65	215	7	100	2
073.205.01	125	68	215	7	100	2
073.202.04	250	85	226	9	130	2
073.202.05*	500	105	240	9	130	2

* Non ASTM

Flask, Distillation

- Made from ASTM E-438 Type 1, Boro 3.3 heat resistance glass
- With 19/26 Joint

Item Code	Capacity (ml)	Dia. (mm)	Height (mm)	Side Dia (mm)	Arm Length	Pack of
073.206.01	125	68	215	8	100	2



Buy Now!



GLASS
BORO
3.3

WHITE
PRINTING

Chemical
Resistant

Flask, Evaporating

- Made from ASTM E-438 Type 1, Boro 3.3 heat resistance glass
- Used in Rotary Evaporator

Item Code	Capacity (ml)	Socket Size	Approx. Overall Height (mm)	Pack of
069.202.01	50	29/32	95	10
069.202.02	100	24/29	110	10
069.202.03	100	29/32	110	10
069.202.04	250	24/29	135	10
069.202.05	250	29/32	135	10
069.202.06	500	24/29	160	10
069.202.07	500	29/32	160	10
069.202.08	1000	24/29	190	10
069.202.09	1000	29/32	190	10
069.202.10	2000	29/32	235	6



Buy Now!



GLASS
BORO
3.3

WHITE
PRINTING

Chemical
Resistant

ASTM Sizes

Item Code	Capacity (ml)	Socket Size	Approx. Overall Height (mm)	Pack of
069.470.02	10	14/20	60	1
069.470.04	25	14/20	80	1
069.470.06	25	24/40	100	1
069.470.07	50	14/20	95	1
069.470.08	50	19/22	95	1
069.470.09	50	24/40	104	1
069.470.10	100	14/20	107	1
069.470.12	100	24/40	130	1
069.470.16	200	24/40	135	1
069.470.18	250	14/20	136	1
069.470.20	250	24/40	156	1
069.470.22	500	24/40	175	1
069.470.24	1000	24/40	205	1



Buy Now!



Buy Now!

Flasks-D, without side cut for dissolution Apparatus *New*

- Made From Heat Resistant, Low Expansion 3.3 Borosilicate Glass
- Complies with DIN ISO 3585 & USP standard
- Ideal for determining the dissolution characterism of drugs in capsules and tablets
- Graduated in interval of 50ml
- Smooth hemispherical base
- Confirms to all requirements of USP

Item Code	Capacity (ml)	D. (mm)	H. (mm)	Pack of
267.205.07	1000	131	171	6



Buy Now!

Flasks-E, without side cut for dissolution Apparatus *New*

- Made From Heat Resistant, Low Expansion 3.3 Borosilicate Glass
- Complies with DIN ISO 3585 & USP standard
- Smooth hemispherical base
- Graduated in interval of 50ml
- Vessels confirms to all requirements of USP

Item Code	Capacity (ml)	D. (mm)	H. (mm)	Pack of
266.202.07	1000	131	173	6

Flasks-E Amber, without side cut for dissolution Apparatus *New*

- Made From Heat Resistant, Low Expansion 3.3 Borosilicate Glass
- Complies with DIN ISO 3585 & USP standard
- Smooth hemispherical base
- Graduated in interval of 50ml
- Vessels confirms to all requirements of USP

Item Code	Capacity (ml)	D. (mm)	H. (mm)	Pack of
267.202.07	1000	131	173	6



Buy Now!



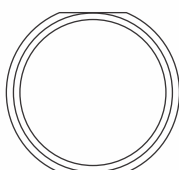
Flasks-L, with side cut for dissolution Apparatus *New*

- Made From Heat Resistant, Low Expansion 3.3 Borosilicate Glass
- Complies with DIN ISO 3585 & USP standard
- Smooth hemispherical base
- Graduated in interval of 50ml
- Vessels confirms to all requirements of USP

Item Code	Capacity (ml)	D. (mm)	H. (mm)	Pack of
266.204.07	1000	124	173	6



Buy Now!






Buy Now!

Flasks-L Amber, with side cut for dissolution Apparatus *New*

- Made From Heat Resistant, Low Expansion 3.3 Borosilicate Glass
- Complies with DIN ISO 3585 & USP standard
- Smooth hemispherical base
- Graduated in interval of 50ml
- Vessels confirms to all requirements of USP

Item Code	Capacity (ml)	D. (mm)	H. (mm)	Pack of
267.204.07	1000	124	173	6



Buy Now!

Flask, Conical *New*

- Made of Polypropylene
- Are Rigid, Translucent & Autoclavable
- Screw cap keeps the contents of flask contamination Free and leakproof

Item Code	Capacity (ml)	Pack of
111.303.01	100	12
111.303.02	250	12
111.303.03	500	12



Threads should be disengaged before autoclaving.

Flask, Flat Bottom, Narrow Neck

- Made from ASTM E-438 Type 1, Boro 3.3 heat resistance glass
- With beaded rim
- Complies with DIN/ISO 1773

Item Code	Capacity (ml)	D. (mm)	D1 (mm)	H. (mm)	Pack of
235.202.01	50	51	26	90	10
235.202.02	100	64	26	105	10
235.204.02*	150	74	28	115	10
235.202.03	250	85	34	138	10
235.204.03*	300	93	34	143	10
235.202.04	500	105	34	163	10
235.202.05	1000	131	42	190	10
235.202.06	2000	166	50	230	6
235.202.07*	3000	185	50	250	1
235.202.08*	5000	233	50	290	1
235.202.09	10000	280	65	360	1
235.202.10*	20000	350	75	495	1

* Non DIN



Flask, Flat Bottom, Wide Neck

- Made from ASTM E-438 Type 1, Boro 3.3 heat resistance glass
- With beaded rim
- Complies with DIN/ISO 24450

Item Code	Capacity (ml)	D. (mm)	D1 (mm)	H. (mm)	Pack of
236.202.01	50	51	34	90	10
236.202.02	100	64	34	105	10
236.202.03	250	85	50	138	10
236.202.04	500	105	50	163	10
236.202.05	1000	131	50	190	10
236.202.06	2000	166	76	230	6



Flasks, Flat Bottom, with Joint *New*

- Complies with DIN / ISO 4797 and USP standard



Buy Now!

Item Code	Capacity (ml)	Socket Size	Approx. Overall Height (mm)	Dia (mm)	Pack of
058.202.00	50	14/23	85	51	10
058.202.01	50	19/26	85	51	10
058.202.02	50	24/29	85	51	10
058.202.02A	50	29/32	85	51	10
058.202.03B	100	14/23	103	64	10
058.202.03	100	19/26	103	64	10
058.202.04*	100	24/29	103	64	10
058.202.05*	100	29/32	103	64	10
058.202.07*	150	19/26	115	74	10
058.202.08	150	24/29	115	74	10
058.202.09	150	29/32	115	74	10
058.202.11A	250	14/23	130	85	10
058.202.11*	250	19/26	130	85	10
058.202.12	250	24/29	130	85	10
058.202.13	250	29/32	130	85	10
058.202.14	250	34/35	130	85	10
058.202.15	500	19/26	160	105	10
058.202.16*	500	24/29	160	105	10
058.202.17	500	29/32	160	105	10
058.202.18	500	34/35	160	105	10
058.202.19A	1000	19/26	187	131	10
058.202.19*	1000	24/29	187	131	10
058.202.20	1000	29/32	187	131	10
058.202.21	1000	34/35	187	131	10
058.202.22	2000	24/29	230	166	6
058.202.23	2000	29/32	230	166	6
058.202.24	2000	34/35	230	166	6
058.202.25	3000	29/32	250	185	1
058.202.25A	3000	34/35	250	185	1
058.202.25B	3000	45/40	250	185	1
058.202.26B	5000	29/32	290	223	1
058.202.26A	5000	34/35	290	223	1
058.202.26	5000	45/40	290	223	1

* Non Din

PS : These flasks can also be provided in other joint sizes

Flat Bottom Flask with Joint

- These Flasks comes with Ground Joint manufactured as per
- ASTM E-1403 type 1 specifications.
- The Flasks are printed in white colour enamel



Buy Now!

Item Code	Capacity (ml)	Socket Size	Approx. Overall Height (mm)	Dia (mm)	Pack of
058.202.56	50	24/40	95	51	2
058.202.58	100	24/40	110	64	2
058.202.58C	200	24/40	123	75	2
058.202.59	250	24/40	130	85	2
058.202.59A	300	24/40	140	88	2
058.202.60	500	24/40	160	105	2
058.470.23	1000	29/42	178	131	1
058.202.61	1000	24/40	205	166	1
058.202.62	2000	24/40	178	131	1

Flask, Round Bottom, Narrow Neck

- Made from ASTM E-438 Type 1, Boro 3.3 heat resistance glass
- Complies with ISO 1773
- With beaded rim

Item Code	Capacity (ml)	D. (mm)	D1 (mm)	H. (mm)	Pack of
233.202.01	50	51	26	95	10
233.202.02	100	64	26	110	10
233.203.02*	150	74	28	118	10
233.202.03	250	85	34	143	10
233.202.04	500	105	34	168	10
233.202.05	1000	131	42	200	10
233.202.06	2000	166	50	240	6
233.202.07*	3000	185	50	260	1
233.202.08*	5000	223	50	305	1
233.202.09	10000	279	65	380	1
233.202.10*	20000	350	75	510	1

* Non DIN



Buy Now!



Flask, Round Bottom, Wide Neck

- Made from ASTM E-438 Type 1, Boro 3.3 heat resistance glass
- Complies with ISO 24450
- With beaded rim

Item Code	Capacity (ml)	D. (mm)	D1 (mm)	H. (mm)	Pack of
234.202.01	50	51	34	95	10
234.202.02	100	64	34	110	10
234.202.03	250	85	50	143	10
234.202.04	500	105	50	168	10
234.202.05	1000	131	50	200	10
234.202.07	2000	166	76	240	6



Buy Now!





Flasks, Round Bottom, Single Neck with Joint

- Made from ASTM E-438 Type 1, Boro 3.3 heat resistance glass
- Complies with DIN / ISO 4797 & USP standard

Item Code	Capacity (ml)	Socket Size	Approx. Overall Height (mm)	Dia (mm)	Pack of
057.202.05	25	14/23	85	41	10
057.202.06*	25	19/26	85	41	10
057.202.07*	25	24/29	85	41	10
057.202.08	50	14/23	90	51	10
057.202.09	50	19/26	90	51	10
057.202.10	50	24/29	90	51	10
057.202.10A	50	29/32	90	51	10
057.202.11	100	14/23	105	64	10
057.202.12	100	19/26	105	64	10
057.202.13	100	24/29	105	64	10
057.202.14	100	29/32	105	64	10
057.202.16	150	19/26	137	75	10
057.202.17	150	24/29	137	75	10
057.202.18	150	29/32	137	75	10
057.202.20	250	14/23	140	85	10
057.202.21	250	19/26	140	85	10
057.202.22	250	24/29	140	85	10
057.202.23	250	29/32	140	85	10
057.202.24	250	34/35	140	85	10
057.202.25*	500	19/26	163	105	10
057.202.26	500	24/29	163	105	10
057.202.27	500	29/32	163	105	10
057.202.28*	500	34/35	163	105	10
057.202.29	1000	19/26	200	131	10
057.202.30	1000	24/29	200	131	10
057.202.31	1000	29/32	200	131	10
057.202.32*	1000	34/35	200	131	10
057.202.33	2000	24/29	240	165	6
057.202.34	2000	29/32	240	165	6
057.202.35*	2000	34/35	240	165	6
057.202.36A	3000	24/29	260	185	1
057.202.36	3000	29/32	260	185	1
057.202.37	3000	45/40	260	185	1
057.202.40A	5000	24/29	305	223	1
057.202.40	5000	29/32	305	223	1
057.202.40B	5000	34/35	305	223	1
057.202.41	5000	45/40	305	223	1
057.202.44	10000	29/32	380	279	1
057.202.45A	10000	34/35	380	279	1
057.202.45	10000	45/40	380	279	1
057.202.45B	10000	55/44	380	279	1
057.202.47B	20000	55/44	435	345	1

* Non DIN

Round Bottom Flask, Single Neck with Joint

- Made from ASTM E-438 Type 1, Boro 3.3 heat resistance glass
- These Flasks comes with Ground Joint manufactured as per ASTM E-1403 type 1 specifications
- The Flasks are printed in white colour enamel

Item Code	Capacity (ml)	Socket Size	Approx. Overall Height (mm)	Dia (mm)	Pack of
057.202.57	50	24/40	100	51	2
057.202.58	100	24/40	118	64	2
057.202.58A	200	24/40	128	75	2
057.202.59	250	24/40	140	85	2
057.202.59A	300	24/40	148	88	2
057.202.60	500	24/40	158	105	2
057.202.61	1000	24/40	185	130	1
057.202.62	2000	24/40	215	165	1
057.470.55B	25	24/40	90	41	2
057.470.09	50	19/22	80	51	2
057.470.11	100	14/20	100	64	2
057.470.12	100	19/22	100	64	2
057.470.20	250	14/20	120	85	2
057.470.21	250	19/22	120	85	2
057.470.25	500	19/22	140	105	2
057.470.25A	500	14/20	140	105	2
057.470.53	10	14/20	59	31	2
057.470.53A	10	19/22	59	31	2
057.470.55	25	14/20	75	41	2
057.470.55A	25	19/22	75	41	2
057.470.52	5	14/20	46	25	2



Flasks, Round Bottom, 2 Neck Angular

- Made from ASTM E-438 Type 1, Boro 3.3 heat resistance glass
- Complies with DIN 12394 & USP standard
- Available with two neck angular

Item Code	Capacity (ml)	Socket Size	Side Socket	Approx. Overall Height (mm)	Pack of
059.202.01	50	24/29	14/23	90	1
059.202.02	50	29/32	14/23	90	1
059.202.03	100	24/29	14/23	105	1
059.202.04	100	24/29	19/26	105	1
059.202.05	100	29/32	14/23	105	1
059.202.06	250	24/29	14/23	140	1
059.202.07	250	24/29	19/26	140	1
059.202.08	250	29/32	14/23	140	1
059.202.09	500	24/29	14/23	163	1
059.202.10	500	24/29	19/26	163	1
059.202.11	500	29/32	14/23	163	1
059.202.12	1000	24/29	14/23	200	1
059.202.13	1000	24/29	19/26	200	1
059.202.14	1000	29/32	14/23	200	1
059.202.15A	2000	24/29	19/26	240	1
059.202.15	2000	34/35	19/26	240	1
059.202.20	3000	34/35	19/26	260	1
059.202.20A	3000	34/35	24/29	260	1
059.202.24	5000	34/35	19/26	305	1
059.202.24A	5000	34/35	24/29	305	1
059.202.28	10000	34/35	24/29	380	1
059.202.29	10000	55/44	24/29	380	1
059.202.30	20000	55/44	24/29	435	1



PS : These flasks can also be provided in other joint sizes.

Flask, Round Bottom, 2 Necks Angular

- Made from ASTM E-438 Type 1, Boro 3.3 heat resistance glass
- Round bottom flask with ASTM joint sizes
- Angular



Buy Now!



Item Code	Capacity (ml)	Socket Size	Side Socket	Pack of
059.470.00	50	14/20	14/20	1
059.470.00A	25	14/20	14/20	1
059.470.03	100	14/20	14/20	1
059.470.05A	100	24/40	24/40	1
059.470.08	250	24/40	24/40	1
059.470.10	500	24/40	24/40	1
059.470.15	1000	24/40	24/40	1

Flasks, Round Bottom, 2 Neck Parallel

- Made from ASTM E-438 Type 1, Boro 3.3 heat resistance glass
- Complies with DIN 12394 & USP standard
- Has Two Neck Parallel



Buy Now!



Item Code	Capacity (ml)	Socket Size	Side Socket	Approx. Overall Height (mm)	Pack of
059.212.00	50	24/29	14/23	90	1
059.212.00A	50	29/32	14/23	90	1
059.212.01	100	24/29	14/23	105	1
059.212.01A	100	24/29	19/26	105	1
059.212.01B	100	29/32	14/23	105	1
059.212.02	250	24/29	14/23	140	1
059.212.02A	250	24/29	19/26	140	1
059.212.02B	250	29/32	14/23	140	1
059.212.03	500	24/29	14/23	163	1
059.212.03A	500	24/29	19/26	163	1
059.212.03B	500	29/32	14/23	163	1
059.212.04	1000	24/29	14/23	200	1
059.212.04A	1000	24/29	19/26	200	1
059.212.04B	1000	29/32	14/23	200	1
059.212.05	2000	24/29	19/26	240	1
059.212.05A	2000	34/35	19/26	240	1
059.212.06	3000	34/35	19/26	260	1
059.212.06A	3000	34/35	24/29	260	1
059.212.07	5000	34/35	19/26	305	1
059.212.07A	5000	34/35	24/29	305	1
059.212.08	10000	34/35	24/29	380	1
059.212.08A	10000	55/44	24/29	380	1
059.212.09	20000	55/44	24/29	435	1

Flasks, Round Bottom, 3 Necks Angular

- Made from ASTM E-438 Type 1, Boro 3.3 heat resistance glass
- Available with three neck angular
- Complies with DIN 12394 & USP standard

Item Code	Capacity (ml)	Centre Size	Side Socket	Approx. Overall Height (mm)	Pack of
060.202.01	100	19/26	14/23	105	1
060.202.02	100	24/29	14/23	105	1
060.202.03	100	24/29	19/26	105	1
060.202.02A	100	14/23	14/23	105	1
060.202.03A	100	29/32	14/23	105	1
060.202.04	250	19/26	19/26	140	1
060.202.04A	250	19/26	14/23	140	1
060.202.05	250	24/29	14/23	140	1
060.202.06	250	24/29	19/26	140	1
060.202.07	250	29/32	14/23	140	1
060.202.08	250	29/32	19/26	140	1
060.202.08A	250	29/32	29/32	140	1
060.202.09	500	24/29	14/23	163	1
060.202.10	500	24/29	19/26	163	1
060.202.11	500	29/32	14/23	163	1
060.202.12	500	29/32	19/26	163	1
060.202.12A	500	29/32	29/32	163	1
060.202.13	1000	24/29	14/23	200	1
060.202.14	1000	24/29	19/26	200	1
060.202.15	1000	29/32	14/23	200	1
060.202.16	1000	29/32	19/26	200	1
060.202.17	1000	29/32	29/32	200	1
060.202.18	2000	24/29	19/26	240	1
060.202.19	2000	29/32	24/29	240	1
060.202.20	2000	29/32	29/32	240	1
060.202.26	3000	34/35	19/26	260	1
060.202.26A	3000	34/35	24/29	260	1
060.202.29B	5000	34/35	19/26	305	1
060.202.29	5000	34/35	24/29	305	1
060.202.32	10000	34/35	24/29	380	1
060.202.33	10000	45/40	24/29	380	1
060.202.34	20000	55/44	24/29	435	1

ASTM Sizes

Item Code	Capacity (ml)	Socket Size	Side Socket	Pack of
060.470.00	25	14/20	14/20	1
060.470.00A	50	14/20	14/20	1
060.470.01	100	14/20	14/20	1
060.470.01A	100	19/22	19/22	1
060.470.03	100	24/40	19/22	1
060.470.03A	100	24/40	24/40	1
060.470.04	250	14/20	14/20	1
060.470.04A	250	19/22	19/22	1
060.470.08A	250	24/40	24/40	1
060.470.09	500	24/40	24/40	1
060.470.10	500	19/22	19/22	1
060.470.19	1000	24/40	24/40	1



Buy Now!



Buy Now!

Flasks, Round Bottom, 3 Neck Parallel

- Made from ASTM E-438 Type 1, Boro 3.3 heat resistance glass
- Available Three Neck Parallel
- Complies with DIN 12392 & USP standard

Item Code	Capacity (ml)	Centre Size	Side Socket	Approx. Overall Height (mm)	Pack of
061.202.00A	100	19/26	14/23	105	1
061.202.00	100	14/23	14/23	105	1
061.202.00B	100	24/29	14/23	105	1
061.202.00C	100	24/29	19/26	105	1
061.202.01	250	24/29	19/26	140	1
061.202.01A	250	19/26	19/26	140	1
061.202.02	250	29/32	14/23	140	1
061.202.02A	250	29/32	29/32	140	1
061.202.03	500	24/29	19/26	163	1
061.202.03A	500	19/26	19/26	163	1
061.202.04	500	29/32	14/23	163	1
061.202.05	500	29/32	19/26	163	1
061.202.05A	500	29/32	29/32	163	1
061.202.06	1000	24/29	19/26	200	1
061.202.07	1000	29/32	14/23	200	1
061.202.08	1000	29/32	19/26	200	1
061.202.09	1000	29/32	24/29	200	1
061.202.10	1000	29/32	29/32	200	1
061.202.11	2000	24/29	19/26	240	1
061.202.12	2000	29/32	19/26	240	1
061.202.13	2000	29/32	29/32	240	1
061.202.14	2000	34/35	19/26	240	1
061.202.15	2000	34/35	24/29	240	1
061.202.17	3000	34/35	24/29	260	1
061.202.18	3000	34/35	19/26	260	1
061.202.19A	5000	34/35	19/26	305	1
061.202.19	5000	34/35	24/29	305	1
061.202.26	10000	34/35	24/29	380	1
061.202.26A	10000	45/40	24/29	380	1
061.202.27	20000	55/44	24/29	435	1

PS: All 2 Neck and 3 Neck Flasks can be provided in ASTM joint sizes on request



Buy Now!

ASTM Sizes

Item Code	Capacity (ml)	Socket Size	Side Socket	Pack of
061.470.00	100	14/20	14/20	1
061.470.00A	100	24/40	24/40	1
061.402.06	250	24/40	24/40	1
061.402.09	500	24/40	24/40	1
061.470.05A	500	29/42	29/42	1
061.402.12	1000	24/40	24/40	1
061.470.10	1000	29/42	29/42	1
061.402.15	2000	24/40	24/40	1



Buy Now!

These flasks can also be provided in other joint sizes

Flasks, Round Bottom, Four Necks Angular *New*

- Complies with DIN 12392 & USP standard
- Centre Neck & Three Angled Side Necks
- With Interchangeable Joints
- Made From Heat Resistant, Low Expansion 3.3 Borosilicate Glass.

Item Code	Capacity (ml)	Interchangeable		Pack of
		Centre Neck	Side Neck	
060.240.00	50	24 / 29	24 / 29	1
060.240.01	100	19 / 26	14 / 23	1
060.240.02	100	24 / 29	14 / 23	1
060.240.02A	100	14 / 23	14 / 23	1
060.240.03	100	24 / 29	19 / 26	1
060.240.03A	100	29 / 32	14 / 23	1
060.240.04	250	19 / 26	19 / 26	1
060.240.04A	250	19 / 26	14 / 23	1
060.240.05	250	24 / 29	14 / 23	1
060.240.06	250	24 / 29	19 / 26	1
060.240.07	250	29 / 32	14 / 23	1
060.240.08	250	29 / 32	19 / 26	1
060.240.08A	250	29 / 32	29 / 32	1
060.240.09	500	24 / 29	14 / 23	1
060.240.10	500	24 / 29	19 / 26	1
060.240.10A	500	24 / 29	24 / 29	1
060.240.11	500	29 / 32	14 / 23	1
060.240.12	500	29 / 32	19 / 26	1
060.240.12A	500	29 / 32	29 / 32	1
060.240.12B	500	34 / 35	24 / 29	1
060.240.13	1000	24 / 29	14 / 23	1
060.240.14	1000	24 / 29	19 / 26	1
060.240.14A	1000	24 / 29	24 / 29	1
060.240.15	1000	29 / 32	14 / 23	1
060.240.16	1000	29 / 32	19 / 26	1
060.240.17	1000	29 / 32	29 / 32	1
060.240.17A	1000	34 / 35	24 / 29	1
060.240.18	2000	24 / 29	19 / 26	1
060.240.18A	2000	24 / 29	14 / 23	1
060.240.19	2000	29 / 32	24 / 29	1
060.240.20	2000	29 / 32	29 / 32	1
060.240.20A	2000	34 / 35	19 / 26	1
060.240.20B	2000	34 / 35	24 / 29	1
060.240.26	3000	34 / 35	19 / 26	1
060.240.26A	3000	34 / 35	24 / 29	1
060.240.29	5000	34 / 35	24 / 29	1
060.240.29B	5000	34 / 35	19 / 26	1
060.240.32	10000	34 / 35	24 / 29	1
060.240.33	10000	45 / 40	24 / 29	1
060.240.33A	10000	55 / 44	24 / 29	1
060.240.34	20000	55 / 44	24 / 29	1

PS : All 4 Neck Flasks can be provided in ASTM joint sizes on request.

These flasks can also be provided in other joint sizes





Buy Now!

Flasks, Round Bottom, Four Necks Parallel *New*

- Complies with DIN 12392 & USP standard
- Centre Neck and Three Parallel Side Neck
- With Interchangeable Joints
- Made From Heat Resistant, Low Expansion 3.3 Borosilicate Glass

Item Code	Capacity (ml)	Interchangeable		Pack of
		Centre Neck	Side Neck	
061.240.00	50	24 / 29	24 / 29	1
061.240.00B	100	24 / 29	14 / 23	1
061.240.00BA	100	24 / 29	19 / 26	1
061.240.01	250	24 / 29	19 / 26	1
061.240.01A	250	19 / 26	19 / 26	1
061.240.01B	250	24 / 29	14 / 23	1
061.240.02	250	29 / 32	14 / 23	1
061.240.02A	250	29 / 32	29 / 32	1
061.240.03	500	24 / 29	19 / 26	1
061.240.03A	500	19 / 26	19 / 26	1
061.240.03B	500	24 / 29	24 / 29	1
061.240.03C	500	24 / 29	14 / 23	1
061.240.04	500	29 / 32	14 / 23	1
061.240.05	500	29 / 32	19 / 26	1
061.240.05A	500	29 / 32	29 / 32	1
061.240.05B	500	34 / 35	24 / 29	1
061.240.06	1000	24 / 29	19 / 26	1
061.240.06A	1000	24 / 29	14 / 23	1
061.240.06B	1000	24 / 29	24 / 29	1
061.240.07	1000	29 / 32	14 / 23	1
061.240.08	1000	29 / 32	19 / 26	1
061.240.09	1000	29 / 32	24 / 29	1
061.240.10	1000	29 / 32	29 / 32	1
061.240.10A	1000	34 / 35	24 / 29	1
061.240.10B	1000	45 / 40	29 / 32	1
061.240.11	2000	24 / 29	19 / 26	1
061.240.11A	2000	24 / 29	14 / 23	1
061.240.12	2000	29 / 32	19 / 26	1
061.240.13	2000	29 / 32	29 / 32	1
061.240.14	2000	34 / 35	19 / 26	1
061.240.15	2000	34 / 35	24 / 29	1
061.240.15B	2000	45 / 40	29 / 32	1
061.240.16B	3000	29 / 32	29 / 32	1
061.240.17	3000	34 / 35	19 / 26	1
061.240.18	3000	34 / 35	24 / 29	1
061.240.18B	3000	45 / 40	29 / 32	1
061.240.19A	5000	34 / 35	19 / 26	1
061.240.19	5000	34 / 35	24 / 29	1
061.240.26	10000	34 / 35	24 / 29	1
061.240.26A	10000	45 / 40	24 / 29	1
061.240.26B	10000	55 / 44	24 / 29	1
061.240.27	20000	55 / 44	24 / 29	1

PS : All 4 Neck Flasks can be provided in ASTM joint sizes on request.

Flasks, (Vessels) Reaction *New*

- Wide Mouth
- With Flat Flange, 100 mm ID, 150 mm OD
- Made From Heat Resistant, Low Expansion 3.3 Borosilicate Glass

Item Code	Capacity (ml)	Approx. Height (mm)	Pack of
078.202.01	1000	170	1
078.202.02	2000	205	1
078.202.04	5000	260	1
078.202.05	10000	335	1
078.202.06	20000	400	1



Buy Now!



Lids, For Flasks Reaction *New*

- Flat Flange and Interchangeable Joint
- Made From Heat Resistant, Low Expansion 3.3 Borosilicate Glass

Item Code	Interchangeable Joint Size					Pack of
	Centre	Parellel	Side 5°	Side 10°	Side 15°	
079.202.01	19 / 26	19 / 26	24 / 29	19 / 26	-	1
079.202.02	19 / 26	14 / 23	14 / 23	14 / 23	29 / 32	1
079.202.03	29 / 32	14 / 23	14 / 23	14 / 23	29 / 32	1



Buy Now!



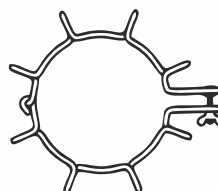
Flask, Stainless steel clips,

- With wing nuts holding 100mm flat flangs.

Item Code	Dia (mm)
080.202.01	100



Buy Now!





Flask, Pear shape

- Made from ASTM E-438 Type 1, Boro 3.3 heat resistance glass
- Used for Semi Micro Distillation Manufactured
- Complies with DIN 12383



Buy Now!

Item Code	Capacity (ml)	Socket Size	Approx. Dia (mm)	Approx. Overall Height (mm)	Pack of
062.202.06*	25	14/23	42	90	10
062.202.07	50	14/23	51	100	10
062.202.09	100	14/23	64	130	10

* Non DIN



Flask, Pear shape with Two Neck

- Made from ASTM E-438 Type 1, Boro 3.3 heat resistance glass
- Complies with DIN 12383
- Side neck at an angle of 25°



Buy Now!

Item Code	Capacity (ml)	Centre Size	Side Socket	Approx. Overall Height (mm)	Pack of
063.202.01	50	14/23	14/23	100	1
063.202.02	100	14/23	14/23	130	1

Flask Pear Shape Single Neck *New*

- Made from ASTM E-438 Type 1, Boro 3.3 heat resistance glass
- Compliance with ASTM E-1403 Standard

Item Code	Capacity (ml)	Socket Size	Pack of
062.470.06	25	14/20	1
062.470.07	50	14/20	1
062.470.07A	50	24/40	1
062.470.09	100	14/20	1
062.470.11	100	24/40	1
062.470.12	200	14/20	1



Buy Now!



Flask Reaction, With Glass Stopcock *New*

With 2mm glass stopcock and a spring retention device for smooth turning purpose.

Item Code	Capacity (ml)	Socket Size	Pack of
059.468.01	50	14/20	1
059.468.07	250	24/40	1



Buy Now!





Buy Now!

Flask, Kjeldahl

- Made from ASTM E-438 Type 1, Boro 3.3 heat resistance glass
- Used for the Determination of Nitrogen
- Complies with DIN 12360

Item Code	Capacity (ml)	Socket Size	Approx. Overall Height (mm)	Pack of
070.202.01	50	19/26	200	2
070.202.02	100	19/26	200	2
070.202.03	100	24/29	200	2
070.202.04*	300	24/29	295	2
070.202.05	500	24/29	300	2
070.202.06*	800	24/29	340	2

* Non DIN



Buy Now!

Flask, Kjeldahl

- Made from ASTM E-438 Type 1, Boro 3.3 heat resistance glass
- Suitable for determination of Nitrogen

Item Code	Capacity (ml)	D. (mm)	H. (mm)	Pack of
077.202.01	100	60	200	2
077.202.02*	300	85	295	2
077.202.03	500	101	300	2
077.202.04*	800	117	340	2

* Non DIN

Brush, Flask

- Made of Nylon Bristles

Item Code	Type	Material	Pack of
593.303.04	Flask Brush	Nylon	50



Buy Now!



Nylon

Tong, Flask, Euro Design

- Available in Silicon Sleeve and fibre Glass yarn to resist direct flame
- Hold Flask upto 2 Liters (60 mm OD).
- Made of Stainless Steel

Item Code	Length (mm)	Type	Max. Temp	Pack of
396.303.05	250	Glass Fibre	500°C	4
396.303.06	300	Glass Fibre	500°C	4
396.303.07	250	Silicon	280°C	4
396.303.08	300	Silicon	280°C	4



Buy Now!



Si
240°C

Glass
Yarn

SS

EU



Buy Now!

Stand, Flask

- Gives stair like top view
- Every step provides excellent support to the round bottom flask
- Can hold round bottom Flasks up to 10 Ltr. capacity
- Autoclavable

Item Code	Item	Material	Pack of
115.303.01	Flask Stand	Polypropylene	6
417.303.01	Flask Stand	Silicone	2



Buy Now!

Grip, Hand

- Made of silicon
- Available with stand slip free mechanism
- Can withstand temp. upto 280°C

Item Code	Pack of
418.303.01	1



A Glass Apart



1st in India
Comes with Blue Miniscus

HIGHER

- Visibility
- Accuracy
- Confidence

1st in the World
QR-Coded Volumetric Flask

Scan —

Certificate —

Calibration —

INSTANT

Longer Durability

QR-LabGlass™
PATENT AWAITED...

Download ↓



Quick Scan
QR Code Reader



NEOREADER






QR Code
Reader

QR-LabGlass™



SCAN VOLUMETRIC FLASK

Please download your app  or  or 
and scan your Volumetric Flask with your smartphone



SELECT CERTIFICATE INDIVIDUAL/BATCH CONFORMITY OR USER MANUAL

Website will open with choice of batch or individual
certificate and please type Serial No. from Flask



PRINT OR SAVE YOUR CERTIFICATE

Your certificate is now ready to be saved or printed at
the time of your audit, before audit or after audit.

Available at
your Fingertips !

Volumetric Flasks

We have now Introduced **QR Coded** Volumetric Flasks with individual work certificate, Batch Certificate can be offered on request. You Don't need to bother about going Online & Getting your lost Certificate. Just scan the QR Code & Download all the Certificates. All Flasks come with **BLUE** Marking Ring on Clear Flask & **WHITE** Marking Ring on **AMBER** Flask for better Visibility of Meniscus.

Volumetric Flask, Class A

- Compliance with DIN/ISO 1042 Standards
- With Individual Work Certificate and Serial Number
- Qr Coded Flask
- With PE Stopper

Item Code	Capacity (ml)	N/S	Tolerance (+ml)	Pack of
QR.130.223.01	5	10/19	0.040	1
QR.130.223.02	10	10/19	0.040	1
QR.130.223.02A	20	10/19	0.040	1
QR.130.223.03	25	10/19	0.040	1
QR.130.223.04	50	12/21	0.060	1
QR.130.223.04B	50	14/23	0.100	1
QR.130.223.05B	100	12/21	0.100	1
QR.130.223.05	100	14/23	0.100	1
QR.130.223.06	200	14/23	0.150	1
QR.130.223.07	250	14/23	0.150	1
QR.130.223.08	500	19/26	0.250	1
QR.130.223.09	1000	24/29	0.400	1
QR.130.223.10	2000	29/32	0.600	1
QR.130.223.11	5000	34/35	1.200	1



Buy Now!



Volumetric Flasks, Class A

- Compliance with DIN ISO 1042 Standards
- With Batch certificate
- With PE Stopper

Item Code	Capacity (ml)	N/S	Tolerance (+ml)	Pack of
130.202.01	5	10/19	0.040	2
130.202.02	10	10/19	0.040	2
130.202.02A	20	10/19	0.040	2
130.202.03	25	10/19	0.040	2
130.202.04	50	12/21	0.060	2
130.202.04B	50	14/23	0.100	2
130.202.05B	100	12/21	0.100	2
130.202.05	100	14/23	0.100	2
130.202.06	200	14/23	0.150	2
130.202.07	250	14/23	0.150	2
130.202.08	500	19/26	0.250	2
130.202.09	1000	24/29	0.400	2
130.202.10	2000	29/32	0.600	1
130.202.11	5000	34/35	1.200	1



Buy Now!



Volumetric Flasks



Buy Now!

Volumetric Flask Class A

- Compliance with ISO 1042 Standards
- With Individual Work Certificate and Serial Number
- Qr Coded Flask
- With Glass Hollow Stopper

Item Code	Capacity (ml)	N/S	Tolerance (\pm ml)	Pack of
QR.130.236.01	5	10/19	0.040	1
QR.130.236.02	10	10/19	0.040	1
QR.130.236.03	20	10/19	0.040	1
QR.130.236.04	25	10/19	0.040	1
QR.130.236.05	50	12/21	0.060	1
QR.130.236.06	50	14/23	0.100	1
QR.130.236.07	100	12/21	0.100	1
QR.130.236.08	100	14/23	0.100	1
QR.130.236.09	200	14/23	0.150	1
QR.130.236.10	250	14/23	0.150	1
QR.130.236.11	500	19/26	0.250	1
QR.130.236.12	1000	24/29	0.400	1
QR.130.236.13	2000	29/32	0.600	1
QR.130.236.14	5000	34/35	1.200	1



Buy Now!

Volumetric Flasks, Class A

- Compliance with ISO 1042 Standards
- With Batch certificate
- With Glass Hollow Stopper

Item Code	Capacity (ml)	N/S	Tolerance (\pm ml)	Pack of
130.234.01	5	10/19	0.040	2
130.234.02	10	10/19	0.040	2
130.234.03	20	10/19	0.040	2
130.234.04	25	10/19	0.040	2
130.234.05	50	12/21	0.060	2
130.234.06	50	14/23	0.100	2
130.234.07	100	12/21	0.100	2
130.234.08	100	14/23	0.100	2
130.234.09	200	14/23	0.150	2
130.234.10	250	14/23	0.150	2
130.234.11	500	19/26	0.250	2
130.234.12	1000	24/29	0.400	2
130.234.13	2000	29/32	0.600	1
130.234.14	5000	34/35	1.200	1

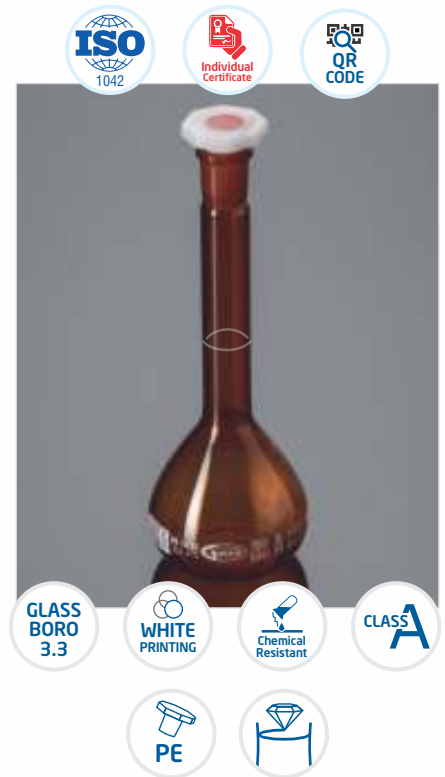
Volumetric Flask, Amber, Class-A

- Compliance with ISO 1042 Standards
- With Individual Work Certificate and Serial Number
- Qr Coded Flask
- With PE Stopper

Item Code	Capacity (ml)	N/S	Tolerance (+ml)	Pack of
QR.130.223.01A	5	10/19	0.040	1
QR.130.223.02AB	10	10/19	0.040	1
QR.130.223.03A	20	10/19	0.040	1
QR.130.223.04A	25	10/19	0.040	1
QR.130.223.05A	50	12/21	0.060	1
QR.130.223.05AB	50	14/23	0.100	1
QR.130.223.06AB	100	12/21	0.100	1
QR.130.223.06A	100	14/23	0.100	1
QR.130.223.07A	200	14/23	0.150	1
QR.130.223.08A	250	14/23	0.150	1
QR.130.223.09A	500	19/26	0.250	1
QR.130.223.10A	1000	24/29	0.400	1
QR.130.223.11A	2000	29/32	0.600	1



Buy Now!



Volumetric Flasks, Amber, Class-A

- Compliance with ISO 1042 Standards
- With Batch Certificate
- With PE Stopper

Item Code	Capacity (ml)	N/S	Tolerance (+ml)	Pack of
130.202.01A	5	10/19	0.040	2
130.202.02AB	10	10/19	0.040	2
130.202.03A	20	10/19	0.040	2
130.202.04A	25	10/19	0.040	2
130.202.05A	50	12/21	0.060	2
130.202.05AB	50	14/23	0.100	2
130.202.06AB	100	12/21	0.100	2
130.202.06A	100	14/23	0.100	2
130.202.07A	200	14/23	0.150	2
130.202.08A	250	14/23	0.150	2
130.202.09A	500	19/26	0.250	2
130.202.10A	1000	24/29	0.400	2
130.202.11A	2000	29/32	0.600	1



Buy Now!



Volumetric Flasks



Buy Now!

Volumetric Flask, Amber, Class-A

- Compliance with ISO 1042 Standards
- With Individual Work Certificate and Serial Number
- Qr Coded Flask
- With Hollow glass Stopper

Item Code	Capacity (ml)	N/S	Tolerance (+ml)	Pack of
QR.130.236.01A	5	10/19	0.040	1
QR.130.236.02A	10	10/19	0.040	1
QR.130.236.03A	20	10/19	0.040	1
QR.130.236.04A	25	10/19	0.040	1
QR.130.236.05A	50	12/21	0.060	1
QR.130.236.06A	50	14/23	0.100	1
QR.130.236.07A	100	12/21	0.100	1
QR.130.236.08A	100	14/23	0.100	1
QR.130.236.09A	200	14/23	0.150	1
QR.130.236.10A	250	14/23	0.150	1
QR.130.236.11A	500	19/26	0.250	1
QR.130.236.12A	1000	24/29	0.400	1
QR.130.236.13A	2000	29/32	0.600	1



Buy Now!

Volumetric Flasks, Amber, Class-A

- Compliance with ISO 1042 Standards
- With Batch Certificate
- With Hollow glass Stopper

Item Code	Capacity (ml)	N/S	Tolerance (+ml)	Pack of
130.234.01A	5	10/19	0.040	2
130.234.02A	10	10/19	0.040	2
130.234.03A	20	10/19	0.040	2
130.234.04A	25	10/19	0.040	2
130.234.05A	50	12/21	0.060	2
130.234.06A	50	14/23	0.100	2
130.234.07A	100	12/21	0.100	2
130.234.08A	100	14/23	0.100	2
130.234.09A	200	14/23	0.150	2
130.234.10A	250	14/23	0.150	2
130.234.11A	500	19/26	0.250	2
130.234.12A	1000	24/29	0.400	2
130.234.13A	2000	29/32	0.600	1

Volumetric Flasks, Clear Glass, Class-B

- Compliance with ISO-1042
- With PE Stopper

Item Code	Capacity (ml)	N/S	Tolerance (\pm ml)	Pack of
129.222.01	5	10/19	0.080	2
129.222.02	10	10/19	0.080	2
129.222.02A	20	10/19	0.080	2
129.222.03	25	10/19	0.080	2
129.222.04	50	12/21	0.120	2
129.222.04A	50	14/23	0.200	2
129.222.11	100	12/21	0.200	2
129.222.05	100	14/23	0.200	2
129.222.06	200	14/23	0.300	2
129.222.07	250	14/23	0.300	2
129.222.08	500	19/26	0.500	2
129.222.09	1000	24/29	0.800	2
129.222.10	2000	29/32	1.200	1



Buy Now!



Volumetric Flasks, Clear Glass, Class-B

- Compliance with ISO-1042
- With Hollow glass Stopper

Item Code	Capacity (ml)	N/S	Tolerance (\pm ml)	Pack of
128.234.01	5	10/19	0.080	2
128.234.02	10	10/19	0.080	2
128.234.02A	20	10/19	0.080	2
128.234.03	25	10/19	0.080	2
128.234.04	50	12/21	0.120	2
128.234.04A	50	14/23	0.200	2
128.234.11	100	12/21	0.200	2
128.234.05	100	14/23	0.200	2
128.234.06	200	14/23	0.300	2
128.234.07	250	14/23	0.300	2
128.234.08	500	19/26	0.500	2
128.234.09	1000	24/29	0.800	2
128.234.10	2000	29/32	1.200	1



Buy Now!



Volumetric Flasks



Buy Now!



Volumetric Flasks, Amber Glass, Class-B

- Compliance with ISO-1042
- With PE Stopper

Item Code	Capacity (ml)	N/S	Tolerance (\pm ml)	Pack of
130.222.01A	5	10/19	0.080	2
130.222.02AB	10	10/19	0.080	2
130.222.03A	20	10/19	0.080	2
130.222.04A	25	10/19	0.080	2
130.222.05A	50	12/21	0.120	2
130.222.05AB	50	14/23	0.200	2
130.222.06AB	100	12/21	0.200	2
130.222.06A	100	14/23	0.200	2
130.222.07A	200	14/23	0.300	2
130.222.08A	250	14/23	0.300	2
130.222.09A	500	19/26	0.500	2
130.222.10A	1000	24/29	0.800	2
130.222.11A	2000	29/32	1.200	1



Buy Now!



Volumetric Flasks, Amber Glass, Class-B

- Compliance with ISO-1042
- With Hollow glass Stopper

Item Code	Capacity (ml)	N/S	Tolerance (\pm ml)	Pack of
130.422.01A	5	10/19	0.080	2
130.422.02AB	10	10/19	0.080	2
130.422.03A	20	10/19	0.080	2
130.422.04A	25	10/19	0.080	2
130.422.05A	50	12/21	0.120	2
130.422.05AB	50	14/23	0.200	2
130.422.06AB	100	12/21	0.200	2
130.422.06A	100	14/23	0.200	2
130.422.07A	200	14/23	0.300	2
130.422.08A	250	14/23	0.300	2
130.422.09A	500	19/26	0.500	2
130.422.10A	1000	24/29	0.800	2
130.422.11A	2000	29/32	1.200	1

Volumetric Flask, PE Stopper, Class A

- Compliance with USP (United States Pharmacopia) Standard
- With Individual work Certificate and Serial Number
- Qr Coded Flask
- With PE Stopper

Item Code	Capacity (ml)	N/S	Tolerance (+ml)	Pack of
QR.130.220.01	5	10/19	0.020	1
QR.130.220.02	10	10/19	0.020	1
QR.130.220.02A	20	10/19	0.030	1
QR.130.220.03	25	10/19	0.030	1
QR.130.220.04	50	12/21	0.050	1
QR.130.220.04B	50	14/23	0.050	1
QR.130.220.05B	100	12/21	0.080	1
QR.130.220.05	100	14/23	0.080	1
QR.130.220.06	200	14/23	0.100	1
QR.130.220.07	250	14/23	0.120	1
QR.130.220.08	500	19/26	0.150	1
QR.130.220.09	1000	24/29	0.300	1
QR.130.220.10	2000	29/32	0.500	1



Buy Now!



Volumetric Flask, PE Stopper, Class A

- Compliance with USP (United States Pharmacopia) Standard
- With Batch Certificate
- With PE Stopper

Item Code	Capacity (ml)	N/S	Tolerance (+ml)	Pack of
130.461.01	5	10/19	0.020	2
130.461.02	10	10/19	0.020	2
130.461.03	20	10/19	0.030	2
130.461.04	25	10/19	0.030	2
130.461.05	50	12/21	0.050	2
130.461.06	50	14/23	0.050	2
130.461.07	100	12/21	0.080	2
130.461.08	100	14/23	0.080	2
130.461.09	200	14/23	0.100	2
130.461.10	250	14/23	0.120	2
130.461.11	500	19/26	0.150	2
130.461.12	1000	24/29	0.300	2
130.461.13	2000	29/32	0.500	1



Buy Now!



Volumetric Flasks



Buy Now!

Volumetric Flask, PE Stopper, Class A

- Compliance with USP (United States Pharmacopia) Standard
- With Individual work Certificate and Serial Number
- Qr Coded Flask
- With PE Stopper

Item Code	Capacity (ml)	N/S	Tolerance (+ml)	Pack of
QR.130.220.01A	5	10/19	0.020	1
QR.130.220.02AB	10	10/19	0.020	1
QR.130.220.03A	20	10/19	0.030	1
QR.130.220.04A	25	10/19	0.030	1
QR.130.220.05A	50	12/21	0.050	1
QR.130.220.05AB	50	14/23	0.050	1
QR.130.220.06AB	100	12/21	0.080	1
QR.130.220.06A	100	14/23	0.080	1
QR.130.220.07A	200	14/23	0.100	1
QR.130.220.08A	250	14/23	0.120	1
QR.130.220.09A	500	19/26	0.150	1
QR.130.220.10A	1000	24/29	0.300	1
QR.130.220.11A	2000	29/32	0.500	1



Buy Now!

Volumetric Flask, PE Stopper, Class A

- Compliance with USP (United States Pharmacopia) Standard
- With Conformity Batch Certificate
- With PE Stopper

Item Code	Capacity (ml)	N/S	Tolerance (+ml)	Pack of
130.462.01	5	10/19	0.020	2
130.462.02	10	10/19	0.020	2
130.462.03	20	10/19	0.030	2
130.462.04	25	10/19	0.030	2
130.462.05	50	12/21	0.050	2
130.462.06	50	14/23	0.050	2
130.462.07	100	12/21	0.080	2
130.462.08	100	14/23	0.080	2
130.462.09	200	14/23	0.100	2
130.462.10	250	14/23	0.120	2
130.462.11	500	19/26	0.150	2
130.462.12	1000	24/29	0.300	2
130.462.13	2000	29/32	0.500	1



ASTM-Volumetric Flasks

Volumetric Flask, Qr Coded, CLASS A, SERIALIZED,

- These flasks are made as per ASTM E-288, Class-A Serialized specification
- The flasks have diamond graduated line and are calibrated TC (To Contain)
- Printed in white colour enamel
- With Individual work Certificate and Serial Number

Item Code	Capacity (ml)	Tolerance (\pm ml)	Stopper Size	Stopper Type	Pack of
QR.134.236.01	5	+/- 0.02	9	Penny Head	1
QR.131.236.01	5	+/- 0.08	13	Penny Head	1
QR.134.236.02	10	+/- 0.02	9	Penny Head	1
QR.131.236.02	10	+/- 0.08	13	Penny Head	1
QR.134.236.03*	20	+/- 0.03	9	Penny Head	1
QR.131.236.03*	20	+/- 0.08	13	Penny Head	1
QR.134.236.04	25	+/- 0.03	9	Penny Head	1
QR.131.236.04	25	+/- 0.08	13	Penny Head	1
QR.134.236.05	50	+/- 0.05	9	Penny Head	1
QR.131.236.05	50	+/- 0.08	13	Penny Head	1
QR.134.236.06	100	+/- 0.08	13	Penny Head	1
QR.131.236.06	100	+/- 0.10	16	Penny Head	1
QR.134.236.07	200	+/- 0.10	16	Penny Head	1
QR.131.236.07	200	+/- 0.20	19	Penny Head	1
QR.134.236.08	250	+/- 0.12	16	Penny Head	1
QR.131.236.08	250	+/- 0.20	19	Penny Head	1
QR.131.236.09	500	+/- 0.20	19	Penny Head	1
QR.131.236.10	1000	+/- 0.30	22	Penny Head	1
QR.131.236.11	2000	+/- 0.50	27	Penny Head	1
QR.131.236.13*	4000	+/- 1.20	38	Penny Head	1
QR.131.236.15*	6000	+/- 1.50	38	Penny Head	1

* Non ASTM

Volumetric Flask, CLASS A, UNSERIALIZED

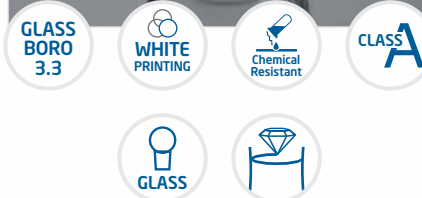
- These flasks are made as per ASTM E-288, Class-A unserialized specification
- The flasks have diamond graduated line and are calibrated TC (To Contain)
- Printed in white colour enamel & with Batch Certificate

Item Code	Capacity (ml)	Tolerance (\pm ml)	Stopper Size	Stopper Type	Pack of
134.234.00*	1	+/- 0.01	8	Penny Head	2
134.234.00B*	2	+/- 0.01	8	Penny Head	2
134.234.01	5	+/- 0.02	9	Penny Head	2
131.234.01	5	+/- 0.08	13	Penny Head	2
134.234.02	10	+/- 0.02	9	Penny Head	2
131.234.02	10	+/- 0.08	13	Penny Head	2
134.234.03*	20	+/- 0.03	9	Penny Head	2
131.234.03*	20	+/- 0.08	13	Penny Head	2
134.234.04	25	+/- 0.03	9	Penny Head	2
131.234.04	25	+/- 0.08	13	Penny Head	2
134.234.05	50	+/- 0.05	9	Penny Head	2
131.234.05	50	+/- 0.08	13	Penny Head	2
134.234.06	100	+/- 0.08	13	Penny Head	2
131.234.06	100	+/- 0.10	16	Penny Head	2
134.234.07	200	+/- 0.10	16	Penny Head	2
131.234.07	200	+/- 0.20	19	Penny Head	2
134.234.08	250	+/- 0.12	16	Penny Head	2
131.234.08	250	+/- 0.20	19	Penny Head	2
131.234.09	500	+/- 0.20	19	Penny Head	2
131.234.10	1000	+/- 0.30	22	Penny Head	2
131.234.11	2000	+/- 0.50	27	Penny Head	1
131.234.13*	4000	+/- 1.20	38	Penny Head	1
131.234.15*	6000	+/- 1.50	38	Penny Head	1

* Non ASTM



Buy Now!



Buy Now!



Volumetric Flasks

Volumetric Flask, Qr Coded, CLASS A, SERIALIZED

- These flasks are made as per ASTM E-288, Class-A Serialized specification
- The flasks have diamond graduated line and are calibrated TC (To Contain)
- Printed in white colour enamel & with Individual work Certificate



Buy Now!

Item Code	Capacity (ml)	Tolerance (\pm ml)	Stopper Size	Stopper Type	Pack of
QR.134.276.01	5	+/- 0.02	9	Polyethylene	1
QR.131.276.01	5	+/- 0.08	13	Polyethylene	1
QR.134.276.02	10	+/- 0.02	9	Polyethylene	1
QR.131.276.02	10	+/- 0.08	13	Polyethylene	1
QR.134.276.03*	20	+/- 0.03	9	Polyethylene	1
QR.131.276.03*	20	+/- 0.08	13	Polyethylene	1
QR.134.276.04	25	+/- 0.03	9	Polyethylene	1
QR.131.276.04	25	+/- 0.08	13	Polyethylene	1
QR.134.276.05	50	+/- 0.05	9	Polyethylene	1
QR.131.276.05	50	+/- 0.08	13	Polyethylene	1
QR.134.276.06	100	+/- 0.08	13	Polyethylene	1
QR.131.276.06	100	+/- 0.10	16	Polyethylene	1
QR.134.276.07	200	+/- 0.10	16	Polyethylene	1
QR.131.276.07	200	+/- 0.20	19	Polyethylene	1
QR.134.276.08	250	+/- 0.12	16	Polyethylene	1
QR.131.276.08	250	+/- 0.20	19	Polyethylene	1
QR.131.276.09	500	+/- 0.20	19	Polyethylene	1
QR.131.276.10	1000	+/- 0.30	22	Polyethylene	1
QR.131.276.11	2000	+/- 0.50	27	Polyethylene	1
QR.131.276.13*	4000	+/- 1.20	38	Polyethylene	1
QR.131.276.15*	6000	+/- 1.50	38	Polyethylene	1

* Non ASTM

Volumetric Flask, CLASS A, UNSERIALIZED

- These flasks are made as per ASTM E-288, Class-A unserialized specification
- The flasks have diamond graduated line and are calibrated TC (To Contain)
- Printed in white colour enamel & with Batch Certificate



Buy Now!

Item Code	Capacity (ml)	Tolerance (\pm ml)	Stopper Size	Stopper Type	Pack of
134.232.00*	1	+/- 0.01	8	Polyethylene	2
134.232.00B*	2	+/- 0.01	8	Polyethylene	2
134.232.01	5	+/- 0.02	9	Polyethylene	2
131.232.01	5	+/- 0.08	13	Polyethylene	2
134.232.02	10	+/- 0.02	9	Polyethylene	2
131.232.02	10	+/- 0.08	13	Polyethylene	2
134.232.03*	20	+/- 0.03	9	Polyethylene	2
131.232.03*	20	+/- 0.08	13	Polyethylene	2
134.232.04	25	+/- 0.03	9	Polyethylene	2
131.232.04	25	+/- 0.08	13	Polyethylene	2
134.232.05	50	+/- 0.05	9	Polyethylene	2
131.232.05	50	+/- 0.08	13	Polyethylene	2
134.232.06	100	+/- 0.08	13	Polyethylene	2
131.232.06	100	+/- 0.10	16	Polyethylene	2
134.232.07	200	+/- 0.10	16	Polyethylene	2
131.232.07	200	+/- 0.20	19	Polyethylene	2
134.232.08	250	+/- 0.12	16	Polyethylene	2
131.232.08	250	+/- 0.20	19	Polyethylene	2
131.232.09	500	+/- 0.20	19	Polyethylene	2
131.232.10	1000	+/- 0.30	22	Polyethylene	2
131.232.11	2000	+/- 0.50	27	Polyethylene	1
131.232.13*	4000	+/- 1.20	38	Polyethylene	1
131.232.15*	6000	+/- 1.50	38	Polyethylene	1

* Non ASTM

Volumetric Flask, Qr Coded, CLASS A, SERIALIZED,

- These flasks are made as per ASTM E-288, Class-A Serialized specification
- The flasks have diamond graduated line and are calibrated TC (To Contain)
- Printed in white colour enamel & with Individual work Certificate

Item Code	Capacity (ml)	Tolerance (\pm ml)	Stopper Size	Stopper Type	Pack of
QR.134.479.01	5	+/- 0.02	9	PTFE	1
QR.131.479.01	5	+/- 0.08	13	PTFE	1
QR.134.479.02	10	+/- 0.02	9	PTFE	1
QR.131.479.02	10	+/- 0.08	13	PTFE	1
QR.134.479.03*	20	+/- 0.03	9	PTFE	1
QR.131.479.03*	20	+/- 0.08	13	PTFE	1
QR.134.479.04	25	+/- 0.03	9	PTFE	1
QR.131.479.04	25	+/- 0.08	13	PTFE	1
QR.134.479.05	50	+/- 0.05	9	PTFE	1
QR.131.479.05	50	+/- 0.08	13	PTFE	1
QR.134.479.06	100	+/- 0.08	13	PTFE	1
QR.131.479.06	100	+/- 0.10	16	PTFE	1
QR.134.479.07	200	+/- 0.10	16	PTFE	1
QR.131.479.07	200	+/- 0.20	19	PTFE	1
QR.134.479.08	250	+/- 0.12	16	PTFE	1
QR.131.479.08	250	+/- 0.20	19	PTFE	1
QR.131.479.09	500	+/- 0.20	19	PTFE	1
QR.131.479.10	1000	+/- 0.30	22	PTFE	1
QR.131.479.11	2000	+/- 0.50	27	PTFE	1
QR.131.479.13*	4000	+/- 1.20	38	PTFE	1
QR.131.479.15*	6000	+/- 1.50	38	PTFE	1

* Non ASTM



Buy Now!

Volumetric Flask, CLASS A, UNSERIALIZED

- These flasks are made as per ASTM E-288, Class-A unserialized specification
- The flasks have diamond graduated line and are calibrated TC (To Contain)
- Printed in white colour enamel & with Batch Certificate


Item Code	Capacity (ml)	Tolerance (\pm ml)	Stopper Size	Stopper Type	Pack of
134.478.00*	1	+/- 0.01	8	PTFE	2
134.478.00B*	2	+/- 0.01	8	PTFE	2
134.478.01	5	+/- 0.02	9	PTFE	2
131.478.01	5	+/- 0.08	13	PTFE	2
134.478.02	10	+/- 0.02	9	PTFE	2
131.478.02	10	+/- 0.08	13	PTFE	2
134.478.03*	20	+/- 0.03	9	PTFE	2
131.478.03*	20	+/- 0.08	13	PTFE	2
134.478.04	25	+/- 0.03	9	PTFE	2
131.478.04	25	+/- 0.08	13	PTFE	2
134.478.05	50	+/- 0.05	9	PTFE	2
131.478.05	50	+/- 0.08	13	PTFE	2
134.478.06	100	+/- 0.08	13	PTFE	2
131.478.06	100	+/- 0.10	16	PTFE	2
134.478.07	200	+/- 0.10	16	PTFE	2
131.478.07	200	+/- 0.20	19	PTFE	2
134.478.08	250	+/- 0.12	16	PTFE	2
131.478.08	250	+/- 0.20	19	PTFE	2
131.478.09	500	+/- 0.20	19	PTFE	2
131.478.10	1000	+/- 0.30	22	PTFE	2
131.478.11	2000	+/- 0.50	27	PTFE	1
131.478.13*	4000	+/- 1.20	38	PTFE	1
131.478.15*	6000	+/- 1.50	38	PTFE	1

* Non ASTM



Buy Now!

Volumetric Flasks



Buy Now!

Amber, Volumetric Flask, Qr Coded, CLASS A, SERIALIZED


- These flasks are made as per ASTM E-288, Class-A Serialized specification
- The flasks have diamond graduated line and are calibrated TC (To Contain)
- Printed in white colour enamel & with Individual work Certificate

Item Code	Capacity (ml)	Tolerance (\pm ml)	Stopper Size	Stopper Type	Pack of
QR.134.236.01A	5	+/- 0.02	9	Penny Head	1
QR.131.236.01A	5	+/- 0.08	13	Penny Head	1
QR.134.236.02A	10	+/- 0.02	9	Penny Head	1
QR.131.236.02A	10	+/- 0.08	13	Penny Head	1
QR.134.236.03A*	20	+/- 0.03	9	Penny Head	1
QR.131.236.03A*	20	+/- 0.08	13	Penny Head	1
QR.134.236.04A	25	+/- 0.03	9	Penny Head	1
QR.131.236.04A	25	+/- 0.08	13	Penny Head	1
QR.134.236.05A	50	+/- 0.05	9	Penny Head	1
QR.131.236.05A	50	+/- 0.08	13	Penny Head	1
QR.134.236.06A	100	+/- 0.08	13	Penny Head	1
QR.131.236.06A	100	+/- 0.10	16	Penny Head	1
QR.134.236.07A	200	+/- 0.10	16	Penny Head	1
QR.131.236.07A	200	+/- 0.20	19	Penny Head	1
QR.134.236.08A	250	+/- 0.12	16	Penny Head	1
QR.131.236.08A	250	+/- 0.20	19	Penny Head	1
QR.131.236.09A	500	+/- 0.20	19	Penny Head	1
QR.131.236.10A	1000	+/- 0.30	22	Penny Head	1
QR.131.236.11A	2000	+/- 0.50	27	Penny Head	1

* Non ASTM

Amber, Volumetric Flask, CLASS A, UNSERIALIZED

- These flasks are made as per ASTM E 288 Class A unserialized specification
- The flasks have diamond graduated line and are calibrated TC (To Contain)
- Printed in white colour enamel & with Batch Certificate



Buy Now!

Item Code	Capacity (ml)	Tolerance (\pm ml)	Stopper Size	Stopper Type	Pack of
134.234.00A*	1	+/- 0.01	8	Penny Head	2
134.234.00BA*	2	+/- 0.01	8	Penny Head	2
134.234.01A	5	+/- 0.02	9	Penny Head	2
131.234.01A	5	+/- 0.08	13	Penny Head	2
134.234.02A	10	+/- 0.02	9	Penny Head	2
131.234.02A	10	+/- 0.08	13	Penny Head	2
134.234.03A*	20	+/- 0.03	9	Penny Head	2
131.234.03A*	20	+/- 0.08	13	Penny Head	2
134.234.04A	25	+/- 0.03	9	Penny Head	2
131.234.04A	25	+/- 0.08	13	Penny Head	2
134.234.05A	50	+/- 0.05	9	Penny Head	2
131.234.05A	50	+/- 0.08	13	Penny Head	2
134.234.06A	100	+/- 0.08	13	Penny Head	2
131.234.06A	100	+/- 0.10	16	Penny Head	2
134.234.07A	200	+/- 0.10	16	Penny Head	2
131.234.07A	200	+/- 0.20	19	Penny Head	2
134.234.08A	250	+/- 0.12	16	Penny Head	2
131.234.08A	250	+/- 0.20	19	Penny Head	2
131.234.09A	500	+/- 0.20	19	Penny Head	2
131.234.10A	1000	+/- 0.30	22	Penny Head	2
131.234.11A	2000	+/- 0.50	27	Penny Head	1

* Non ASTM

Amber, Volumetric Flask, Qr Coded, CLASS A, SERIALIZED

- These flasks are made as per ASTM E-288, Class-A Serialized specification
- The flasks have diamond graduated line and are calibrated TC (To Contain)
- Printed in white colour enamel & with Individual work Certificate

Item Code	Capacity (ml)	Tolerance (± ml)	Stopper Size	Stopper Type	Pack of
QR.134.276.01A	5	+/- 0.02	9	Polyethylene	1
QR.131.276.01A	5	+/- 0.08	13	Polyethylene	1
QR.134.276.02A	10	+/- 0.02	9	Polyethylene	1
QR.131.276.02A	10	+/- 0.08	13	Polyethylene	1
QR.134.276.03A*	20	+/- 0.03	9	Polyethylene	1
QR.131.276.03A*	20	+/- 0.08	13	Polyethylene	1
QR.134.276.04A	25	+/- 0.03	9	Polyethylene	1
QR.131.276.04A	25	+/- 0.08	13	Polyethylene	1
QR.134.276.05A	50	+/- 0.05	9	Polyethylene	1
QR.131.276.05A	50	+/- 0.08	13	Polyethylene	1
QR.134.276.06A	100	+/- 0.08	13	Polyethylene	1
QR.131.276.06A	100	+/- 0.10	16	Polyethylene	1
QR.134.276.07A	200	+/- 0.10	16	Polyethylene	1
QR.131.276.07A	200	+/- 0.20	19	Polyethylene	1
QR.134.276.08A	250	+/- 0.12	16	Polyethylene	1
QR.131.276.08A	250	+/- 0.20	19	Polyethylene	1
QR.131.276.09A	500	+/- 0.20	19	Polyethylene	1
QR.131.276.10A	1000	+/- 0.30	22	Polyethylene	1
QR.131.276.11A	2000	+/- 0.50	27	Polyethylene	1


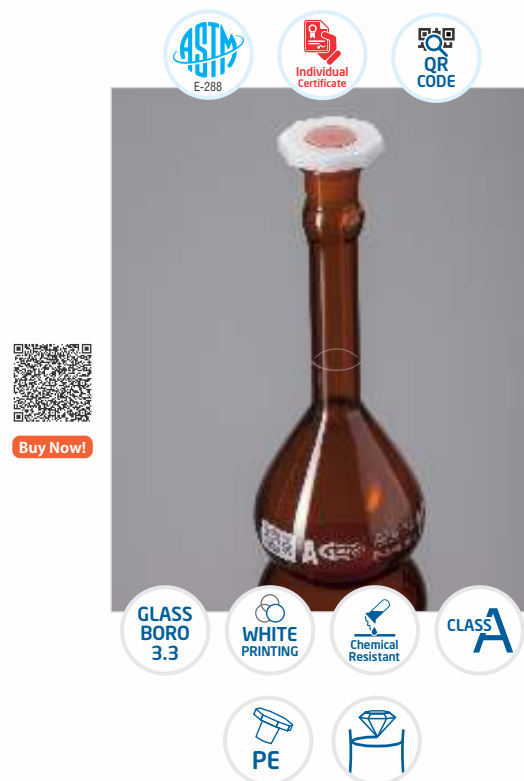
* Non ASTM

Amber, Volumetric Flask, CLASS A, UNSERIALIZED

- These flasks are made as per ASTM E-288, Class-A unserialized specification
- The flasks have diamond graduated line and are calibrated TC (To Contain)
- Printed in white colour enamel
- With Batch Certificate

Item Code	Capacity (ml)	Tolerance (± ml)	Stopper Size	Stopper Type	Pack of
134.232.00A*	1	+/- 0.01	8	Polyethylene	2
134.232.00BA*	2	+/- 0.01	8	Polyethylene	2
134.232.01A	5	+/- 0.02	9	Polyethylene	2
131.232.01A	5	+/- 0.08	13	Polyethylene	2
134.232.02A	10	+/- 0.02	9	Polyethylene	2
131.232.02A	10	+/- 0.08	13	Polyethylene	2
134.232.03A*	20	+/- 0.03	9	Polyethylene	2
131.232.03A*	20	+/- 0.08	13	Polyethylene	2
134.232.04A	25	+/- 0.03	9	Polyethylene	2
131.232.04A	25	+/- 0.08	13	Polyethylene	2
134.232.05A	50	+/- 0.05	9	Polyethylene	2
131.232.05A	50	+/- 0.08	13	Polyethylene	2
134.232.06A	100	+/- 0.08	13	Polyethylene	2
131.232.06A	100	+/- 0.10	16	Polyethylene	2
134.232.07A	200	+/- 0.10	16	Polyethylene	2
131.232.07A	200	+/- 0.20	19	Polyethylene	2
134.232.08A	250	+/- 0.12	16	Polyethylene	2
131.232.08A	250	+/- 0.20	19	Polyethylene	2
131.232.09A	500	+/- 0.20	19	Polyethylene	2
131.232.10A	1000	+/- 0.30	22	Polyethylene	2
131.232.11A	2000	+/- 0.50	27	Polyethylene	1

* Non ASTM



Volumetric Flasks

Amber, Volumetric Flask, Qr Coded, CLASS A, SERIALIZED

- These flasks are made as per ASTM E-288, Class-A Serialized specification
- The flasks have diamond graduated line and are calibrated TC (To Contain)
- Printed in white colour enamel & with Individual work Certificate



Buy Now!

Item Code	Capacity (ml)	Tolerance (\pm ml)	Stopper Size	Stopper Type	Pack of
QR.134.479.01A	5	+/- 0.02	9	PTFE	1
QR.131.479.01A	5	+/- 0.08	13	PTFE	1
QR.134.479.02A	10	+/- 0.02	9	PTFE	1
QR.131.479.02A	10	+/- 0.08	13	PTFE	1
QR.131.479.03A*	20	+/- 0.08	13	PTFE	1
QR.134.479.03A*	20	+/- 0.03	9	PTFE	1
QR.134.479.04A	25	+/- 0.03	9	PTFE	1
QR.131.479.04A	25	+/- 0.08	13	PTFE	1
QR.134.479.05A	50	+/- 0.05	9	PTFE	1
QR.131.479.05A	50	+/- 0.08	13	PTFE	1
QR.134.479.06A	100	+/- 0.08	13	PTFE	1
QR.131.479.06A	100	+/- 0.10	16	PTFE	1
QR.134.479.07A	200	+/- 0.10	16	PTFE	1
QR.131.479.07A	200	+/- 0.20	19	PTFE	1
QR.134.479.08A	250	+/- 0.12	16	PTFE	1
QR.131.479.08A	250	+/- 0.20	19	PTFE	1
QR.131.479.09A	500	+/- 0.20	19	PTFE	1
QR.131.479.10A	1000	+/- 0.30	22	PTFE	1
QR.131.479.11A	2000	+/- 0.50	27	PTFE	1

* Non ASTM

Amber, Volumetric Flask, CLASS A, UNSERIALIZED

- These flasks are made as per ASTM E-288, Class-A unserialized specification
- The flasks have diamond graduated line and are calibrated TC (To Contain)
- These comes in white colour enamel printing
- Printed in white colour enamel & with Batch Certificate



Buy Now!

Item Code	Capacity (ml)	Tolerance (\pm ml)	Stopper Size	Stopper Type	Pack of
134.478.00A*	1	+/- 0.01	8	PTFE	2
134.478.00BA*	2	+/- 0.01	8	PTFE	2
134.478.01A	5	+/- 0.02	9	PTFE	2
131.478.01A	5	+/- 0.08	13	PTFE	2
131.478.02A	10	+/- 0.08	13	PTFE	2
134.478.02A	10	+/- 0.02	9	PTFE	2
134.478.03A*	20	+/- 0.03	9	PTFE	2
131.478.03A*	20	+/- 0.08	13	PTFE	2
134.478.04A	25	+/- 0.03	9	PTFE	2
131.478.04A	25	+/- 0.08	13	PTFE	2
134.478.05A	50	+/- 0.05	9	PTFE	2
131.478.05A	50	+/- 0.08	13	PTFE	2
134.478.06A	100	+/- 0.08	13	PTFE	2
131.478.06A	100	+/- 0.10	16	PTFE	2
134.478.07A	200	+/- 0.10	16	PTFE	2
131.478.07A	200	+/- 0.20	19	PTFE	2
134.478.08A	250	+/- 0.12	16	PTFE	2
131.478.08A	250	+/- 0.20	19	PTFE	2
131.478.09A	500	+/- 0.20	19	PTFE	2
131.478.10A	1000	+/- 0.30	22	PTFE	2
131.478.11A	2000	+/- 0.50	27	PTFE	1


* Non ASTM

Volumetric Flask, Qr Coded, Red Stripe, CLASS A, SERIALIZED

- These flasks are made as per ASTM E-288, Class-A Serialized specification
- The flasks have diamond graduated line and are calibrated TC (To Contain)
- Printed in white colour enamel & with Individual work Certificate

Item Code	Capacity (ml)	Tolerance (\pm ml)	Stopper Size	Stopper Type	Pack of
QR.134.238.01	5	+/- 0.02	9	Polyethylene	1
QR.131.238.01	5	+/- 0.08	13	Polyethylene	1
QR.134.238.02	10	+/- 0.02	9	Polyethylene	1
QR.131.238.02	10	+/- 0.08	13	Polyethylene	1
QR.134.238.03*	20	+/- 0.03	9	Polyethylene	1
QR.131.238.03*	20	+/- 0.08	13	Polyethylene	1
QR.134.238.04	25	+/- 0.03	9	Polyethylene	1
QR.131.238.04	25	+/- 0.08	13	Polyethylene	1
QR.134.238.05	50	+/- 0.05	9	Polyethylene	1
QR.131.238.05	50	+/- 0.08	13	Polyethylene	1
QR.134.238.06	100	+/- 0.08	13	Polyethylene	1
QR.131.238.06	100	+/- 0.10	16	Polyethylene	1
QR.134.238.07	200	+/- 0.10	16	Polyethylene	1
QR.131.238.07	200	+/- 0.20	19	Polyethylene	1
QR.134.238.08	250	+/- 0.12	16	Polyethylene	1
QR.131.238.08	250	+/- 0.20	19	Polyethylene	1
QR.131.238.09	500	+/- 0.20	19	Polyethylene	1
QR.131.238.10	1000	+/- 0.30	22	Polyethylene	1
QR.131.238.11	2000	+/- 0.50	27	Polyethylene	1
QR.131.238.13*	4000	+/- 1.20	38	Polyethylene	1
QR.131.238.15*	6000	+/- 1.50	38	Polyethylene	1

* Non ASTM




Buy Now!

Volumetric Flask, Red Stripe, CLASS A, UNSERIALIZED

- These flasks are made as per ASTM E-288, Class-A Serialized specification
- The flasks have diamond graduated line and are calibrated TC (To Contain)
- Printed in white colour enamel & with Batch Certificate

Item Code	Capacity (ml)	Tolerance (\pm ml)	Stopper Size	Stopper Type	Pack of
134.237.00*	1	+/- 0.01	8	Polyethylene	2
134.237.00B*	2	+/- 0.01	8	Polyethylene	2
134.237.01	5	+/- 0.02	9	Polyethylene	2
131.237.01	5	+/- 0.08	13	Polyethylene	2
134.237.02	10	+/- 0.02	9	Polyethylene	2
131.237.02	10	+/- 0.08	13	Polyethylene	2
134.237.03*	20	+/- 0.03	9	Polyethylene	2
131.237.03*	20	+/- 0.08	13	Polyethylene	2
134.237.04	25	+/- 0.03	9	Polyethylene	2
131.237.04	25	+/- 0.08	13	Polyethylene	2
134.237.05	50	+/- 0.05	9	Polyethylene	2
131.237.05	50	+/- 0.08	13	Polyethylene	2
134.237.06	100	+/- 0.08	13	Polyethylene	2
131.237.06	100	+/- 0.10	16	Polyethylene	2
134.237.07	200	+/- 0.10	16	Polyethylene	2
131.237.07	200	+/- 0.20	19	Polyethylene	2
134.237.08	250	+/- 0.12	16	Polyethylene	2
131.237.08	250	+/- 0.20	19	Polyethylene	2
131.237.09	500	+/- 0.20	19	Polyethylene	2
131.237.10	1000	+/- 0.30	22	Polyethylene	2
131.237.11	2000	+/- 0.50	27	Polyethylene	1
131.237.13*	4000	+/- 1.20	38	Polyethylene	1
131.237.15*	6000	+/- 1.50	38	Polyethylene	1

* Non ASTM



Buy Now!

Volumetric Flasks



Buy Now!

Volumetric Flask (Snap Cap), CLASS-A, UNSERIALIZED

- These flasks are made as per ASTM E-288, Class-A Unserialized Specification
- The flasks have diamond graduated line and are calibrated TC (to contain)
- It comes in white colour enamel printing

Item Code	Capacity (ml)	Tolerance (\pm ml)	Stopper Type	Pack of
132.402.05W	50	+/- 0.05	Snap Cap	2
132.402.06W	100	+/- 0.08	Snap Cap	2
132.402.07W	200	+/- 0.10	Snap Cap	2
132.402.08W	250	+/- 0.12	Snap Cap	2
132.402.09W	500	+/- 0.20	Snap Cap	2
132.402.10W	1000	+/- 0.30	Snap Cap	2
132.402.11W	2000	+/- 0.50	Snap Cap	1



Buy Now!

Volumetric Flask (Snap Cap), CLASS-B

Designed as per ASTM E 288 Class B.

Item Code	Capacity (ml)	Tolerance (\pm ml)	Stopper Type	Pack of
132.422.05	50	+/- 0.10	Snap Cap	2
132.422.06	100	+/- 0.16	Snap Cap	2
132.422.07	200	+/- 0.20	Snap Cap	2
132.422.08	250	+/- 0.24	Snap Cap	2
132.422.09	500	+/- 0.40	Snap Cap	2
132.422.10	1000	+/- 0.60	Snap Cap	2
132.422.11	2000	+/- 1.00	Snap Cap	1

Volumetric Flask

blown in Polypropylene, are strong, unbreakable and have good contact clarity. These autoclavable flasks are provided with screw caps to prevent leakage. Material : Polypropylene

Item Code	Capacity (ml)	Pack of
158.303.01	25	6
158.303.02	50	6
158.303.03	100	6
158.303.04	250	2
158.303.05	500	2
158.303.06	1000	2



Buy Now!



Bumper guard for volumetric flask

Item Code	Capacity (ml)	N/S	Pack of
127.202.01	5-25	10/19	100
127.202.02	50-100	12/21	100
127.202.03	50-250	14/23	100
127.202.04	500	19/26	100
127.202.05	1000	24/29	50



Buy Now!



Funnels



Buy Now!

Funnels

- Made from ASTM E 438 TYPE 1 CLASS A BORO 3.3 GLASS
- Compliance with DIN ISO 4798 & USP standards

Item Code	Diameter (mm)	Pack of
238.202.01*	25	10
238.202.02	35	10
238.202.03*	38	10
238.202.04*	40	10
238.202.05*	50	10
238.202.06	55	10
238.202.07*	65	10
238.202.08*	70	10
238.202.09	75	10
238.202.10*	80	10
238.202.11	100	10
238.202.12	125	10
238.202.13	150	10

* Non DIN



Buy Now!

Funnel, Long stem *New*

- With 60° bowl angle for precise fitting of filter paper
- Manufactured from chemical and heat resistant pyrex borosilicate glass
- Stem length approximately 150mm

Item Code	Top External dia (mm)	Stem O.D. (mm)	To suit filter paper dia (mm)	Pack of
238.215.08	70	8	70-90	6
238.215.10	80	8	90-150	6
238.215.11A	105	8	150-185	6

Funnel, Powder

- Made from ASTM E-438, TYPE-1, BORO 3.3 GLASS
- Available with cone

Item Code	N/S Size	Approx Funnel Dia. (mm)	Pack of
238.202.01P	14/23	45	10
238.202.02P	14/23	70	10
238.202.03P	29/32	70	10
238.202.04P	29/32	80	10
238.202.05P	14/23	100	10
238.202.06P	29/32	100	10



Buy Now!



GLASS BORO 3.3

BLUE PRINTING

Chemical Resistant

Funnel, Powder

- Made from ASTM E-438, TYPE-1, CLASS-A, BORO 3.3 GLASS
- Compliance with ASTM E-1095 standards
- Comes with fire polished rim and stem

Item Code	Top Diameter (mm)	Stem O.D. Max. mm	Pack of
238.404.06P	60	20	6
238.404.08P	80	25	6
238.404.10P	100	25	6
238.404.12P	125	30	2
238.404.15P	150	31	2



Buy Now!



GLASS BORO 3.3

WHITE PRINTING

Chemical Resistant

CLASS A

Analytical Funnel

- Made of Polypropylene



Buy Now!

Item Code	Size (mm)	Pack of
207.303.01	50mm, Inside 50, Stem Length 50, PP	72
207.303.02	62mm, Inside 62, Stem Length 67, PP	36
207.303.03	75mm, Inside 75, Stem Length 77, PP	36
207.303.04	100mm, Inside 100, Stem Length 95, PP	36
207.303.05	35mm, Inside 35, Stem Length 37, PP	80

Funnels - Long Stem, have smooth walls

- Made of Polypropylene
- 60° cone angle and external ribs to prevent air lock.
- Can also be steam autoclaved



Buy Now!

Item Code	Size (mm)	I.D. (mm)	Stem Length (mm)	Pack of
122.303.04	100	93	84	36
122.303.05	150	148	55	12

Powder Funnel

- Made of Polypropylene
- Used for transferring powdered reagent
- Unique parallel stem minimizes bridging of powder
- Autoclavable at 120°C

Item Code	O.D. (mm)	I.D. (mm)	Stem Length (mm)	Pack of
210.303.01	70	65	22	36
210.303.02	85	78	30	36
210.303.03	107	100	33	36
210.303.04	153	145	30	12



Buy Now!



Industrial Funnel

- Made of Polypropylene
- Used for convenient filling of carboy's, drums & barrels

Item Code	Dia (mm)	Pack of
211.303.01	200	12
211.303.02	250	6



Buy Now!



Funnels, Buchner, with sintered disc

- Made from ASTM E 438 type-1, Class A Boro 3.3 glass
- Comes with fire polished rim and stem



Buy Now!

Item Code	Capacity (ml)	Disc Dia (mm)	Porosity	Pack of
256.G00.01	35	30	0	2
256.G01.01	35	30	1	2
256.G02.01	35	30	2	2
256.G03.01	35	30	3	2
256.G04.01	35	30	4	2
256.G05.01	35	30	5	2
256.G00.02	80	40	0	2
256.G01.02	80	40	1	2
256.G02.02	80	40	2	2
256.G03.02	80	40	3	2
256.G04.02	80	40	4	2
256.G05.02	80	40	5	2
256.G00.03	200	65	0	2
256.G01.03	200	65	1	2
256.G02.03	200	65	2	2
256.G03.03	200	65	3	2
256.G04.03	200	65	4	2
256.G05.03	200	65	5	2
256.G00.04	500	90	0	2
256.G01.04	500	90	1	2
256.G02.04	500	90	2	2
256.G03.04	500	90	3	2
256.G04.04	500	90	4	2
256.G05.04	500	90	5	2
256.G00.05	1000	120	0	1
256.G01.05	1000	120	1	1
256.G02.05	1000	120	2	1
256.G03.05	1000	120	3	1
256.G04.05	1000	120	4	1
256.G05.05	1000	120	5	1

Buchner Funnel, with Fritted Disc

- Made from ASTM E-438, TYPE-1, CLASS-A, BORO 3.3 GLASS
- Printed in white colour enamel
- Made from thick wall and comes with bided rim

Item Code	Capacity (ml)	Disc Dia	Ht. above Dist	Stem Length	Stem O.D.	Porosity	Pack of
256.C00.00A	2	10	30	30	7	Coarse	2
256.M00.00A	2	10	30	30	7	Medium	2
256.F00.00A	2	10	30	30	7	Fine	2
256.C00.00	15	20	45	75	8	Coarse	2
256.M00.00	15	20	45	75	8	Medium	2
256.F00.00	15	20	45	75	8	Fine	2
256.C00.01	30	30	45	75	8	Coarse	2
256.M00.01	30	30	45	75	8	Medium	2
256.F00.01	30	30	45	75	8	Fine	2
256.C00.02A	60	40	50	75	10	Coarse	2
256.M00.02A	60	40	50	75	10	Medium	2
256.F00.02A	60	40	50	75	10	Fine	2
256.C00.03B	150	60	50	75	15	Coarse	1
256.M00.03B	150	60	50	75	15	Medium	1
256.F00.03B	150	60	50	75	15	Fine	1
256.C00.03A	350	80	75	75	20	Coarse	1
256.M00.03A	350	80	75	75	20	Medium	1
256.F00.03A	350	80	75	75	20	Fine	1
256.C00.05	600	90	90	115	20	Coarse	1
256.M00.05	600	90	90	115	20	Medium	1
256.F00.05	600	90	90	115	20	Fine	1
256.C00.06	2000	125	160	115	26	Coarse	1
256.M00.06	2000	125	160	115	26	Medium	1
256.C00.07	3000	150	170	115	26	Coarse	1
256.M00.07	3000	150	170	115	26	Medium	1



Buy Now!

GLASS BORO 3.3

WHITE PRINTING

Chemical Resistant

Buchner Funnel, with Fritted Disc *New*

- Funnels is made from ASTM 438, TYPE 1, CLASS-A, BORO 3.3 glass
- Funnels are made from thick wall and comes with bided rim
- Printed in white colour enamel

Item Code	Capacity (ml)	Cone Size	Porosity	Pack of
257.C00.00	15	14/20	Coarse	1
257.M00.00	15	14/20	Medium	1
257.C00.01A	30	14/20	Coarse	1
257.C00.01AB	30	24/40	Coarse	1
257.C00.02A	60	14/20	Coarse	1
257.C00.02AB	60	24/40	Coarse	1
257.C00.03A	150	29/42	Coarse	1
257.C00.03AB	150	24/40	Coarse	1
257.C00.00A	15	24/40	Coarse	1
257.M00.01A	30	14/20	Medium	1
257.M00.01AB	30	24/40	Medium	1
257.M00.02A	60	14/20	Medium	1
257.M00.02AB	60	24/40	Medium	1
257.M00.03AB	150	24/40	Medium	1
257.M00.03B	350	24/40	Medium	1



Buy Now!

GLASS BORO 3.3

WHITE PRINTING

Chemical Resistant

Funnel, Buchner

- Made of Polypropylene
- Light weight
- Easy to clean & autoclavable
- Top portion snap fitted with the lower one forms a vacuum seal which requires no greasing
- Base of the top portion has perforated filter plate



Buy Now!

Item Code	Size (mm)	Pack of
123.303.01	70	12
123.303.02	110	6
123.303.03	90	6



Funnel, Buchner, Euro Design

- Made of Porcelain
- Temperature upto 1000°C



Buy Now!

Item Code	Dia (mm) OD x H	Pack of
527.303.10	20 x 64	10
527.303.11	51 x 89	10
527.303.12	67 x 110	6
527.303.13	84 x 143	4
527.303.14	105 x 160	2
527.303.15	125 x 195	2
527.303.16	142 x 202	1
527.303.17	170 x 221	1
527.303.18	210 x 270	1
527.303.19	270 x 350	1



Separating and Dropping Funnels are produced from ASTM E-438 TYPE-1 CLASS A BORO 3.3 heat resistant glass. All these Funnels are manufactured as per DIN ISO 4800 standard. The printing is done in white colour.

Separating Funnel, Squibb shape

- Compliance with ISO 4800 Standards
- Without Graduation
- With PE Stopper

Item Code	Capacity (ml)	N/S	Bore (mm)	Stopcock Type	Pack of
147.202.02	50	19/26	2.5	Solid Glass	1
147.202.03	100	19/26	2.5	Solid Glass	1
147.202.04	250	29/32	4	Solid Glass	1
147.202.05	500	29/32	4	Solid Glass	1
147.202.06	1000	29/32	6	Solid Glass	1
147.202.07	2000	29/32	6	Solid Glass	1



Buy Now!



Separating Funnel, Squibb shape

- Compliance with ISO 4800 Standards
- With Graduation
- With PE Stopper

Item Code	Capacity (ml)	N/S	Bore (mm)	Stopcock Type	Pack of
147.209.02	50	19/26	2.5	Solid Glass	1
147.209.03	100	19/26	2.5	Solid Glass	1
147.209.04	250	29/32	4	Solid Glass	1
147.209.05	500	29/32	4	Solid Glass	1
147.209.06	1000	29/32	6	Solid Glass	1
147.209.07	2000	29/32	6	Solid Glass	1



Buy Now!





Buy Now!

Separating Funnel, Squibb shape

- Compliance with ISO 4800 Standards
- Without Graduation
- With PE Stopper

Item Code	Capacity (ml)	N/S	Bore (mm)	Stopcock Type	Pack of
148.202.02	50	19/26	2.5	Needle Valve	1
148.202.03	100	19/26	2.5	Needle Valve	1
148.202.04	250	29/32	4	Needle Valve	1
148.202.05	500	29/32	4	Needle Valve	1
148.202.06	1000	29/32	6	Needle Valve	1
148.202.07	2000	29/32	6	Needle Valve	1



Buy Now!

Separating Funnel, Squibb shape

- Compliance with ISO 4800 Standards
- With Graduation
- With PE Stopper

Item Code	Capacity (ml)	N/S	Bore (mm)	Stopcock Type	Pack of
148.209.02	50	19/26	2.5	Needle Valve	1
148.209.03	100	19/26	2.5	Needle Valve	1
148.209.04	250	29/32	4	Needle Valve	1
148.209.05	500	29/32	4	Needle Valve	1
148.209.06	1000	29/32	6	Needle Valve	1
148.209.07	2000	29/32	6	Needle Valve	1

Separating Funnel, Squibb shape

- Compliance with ISO 4800 Standards
- Without Graduation
- With PE Stopper

Item Code	Capacity (ml)	N/S	Bore (mm)	Stopcock Type	Pack of
149.202.02	50	19/26	2.5	PTFE	1
149.202.03	100	19/26	2.5	PTFE	1
149.202.04	250	29/32	4	PTFE	1
149.202.05	500	29/32	4	PTFE	1
149.202.06	1000	29/32	6	PTFE	1
149.202.07	2000	29/32	6	PTFE	1



Buy Now!



Separating Funnel, Squibb shape

- Compliance with ISO 4800 Standards
- With Graduation
- With PE Stopper

Item Code	Capacity (ml)	N/S	Bore (mm)	Stopcock Type	Pack of
149.209.02	50	19/26	2.5	PTFE	1
149.209.03	100	19/26	2.5	PTFE	1
149.209.04	250	29/32	4	PTFE	1
149.209.05	500	29/32	4	PTFE	1
149.209.06	1000	29/32	6	PTFE	1
149.209.07	2000	29/32	6	PTFE	1



Buy Now!





Separating Funnel, with PTFE Key Stopcock

- Made from ASTM E-438, TYPE-1, CLASS-A BORO 3.3 glass
- Compliance with ASTM E-1096 Standard
- The flasks come with PTFE KEY STOPCOCK and PE stopper
- The flasks are printed in white colour enamel



Buy Now!

Item Code	Capacity (ml)	Stop Cock Size	Stopcock No.	Pack of
149.402.03	125	2	22	1
149.402.04	250	4	22	1
149.402.05	500	4	27	1
149.402.06	1000	4	27	1
149.402.07	2000	6	38	1



Separating Funnel Pear (ISO Shape)

- Available with PE Stopper
- Complies with ISO 4800 Standards



Buy Now!

Item Code	Capacity (ml)	N/S	Bore (mm)	Stopcock Type	Pack of
150.202.02	50	19/26	2.5	Solid Glass	1
150.202.03	100	19/26	2.5	Solid Glass	1
150.204.03A*	125	19/26	2.5	Solid Glass	1
150.202.04	250	29/32	4	Solid Glass	1
150.202.05	500	29/32	4	Solid Glass	1
150.202.06	1000	29/32	6	Solid Glass	1
150.202.07	2000	29/32	6	Solid Glass	1

* Non Din

Separating Funnel Pear (ISO Shape)

- Available with PE Stopper
- Complies with ISO 4800 Standards

Item Code	Capacity (ml)	N/S	Bore (mm)	Stopcock Type	Pack of
151.202.02	50	19/26	2.5	Needle Valve	1
151.202.03	100	19/26	2.5	Needle Valve	1
151.204.03A*	125	19/26	2.5	Needle Valve	1
151.202.04	250	29/32	4	Needle Valve	1
151.202.05	500	29/32	4	Needle Valve	1
151.202.06	1000	29/32	6	Needle Valve	1
151.202.07	2000	29/32	6	Needle Valve	1

* Non Din



Buy Now!



Separating Funnel Pear (ISO Shape)


- Available with PE Stopper
- Complies with ISO 4800 Standards

Item Code	Capacity (ml)	N/S	Bore (mm)	Stopcock Type	Pack of
152.202.02	50	19/26	2.5	PTFE	1
152.202.03	100	19/26	2.5	PTFE	1
152.204.03A*	125	19/26	2.5	PTFE	1
152.202.04	250	29/32	4	PTFE	1
152.202.05	500	29/32	4	PTFE	1
152.202.06	1000	29/32	6	PTFE	1
152.202.07	2000	29/32	6	PTFE	1

* Non Din



Buy Now!





Buy Now!

Dropping Funnel Cylindrical

- Made from DIN ISO 3585, BORO 3.3 GLASS
- Available with PE Stopper
- Complies with ISO 4800 Standards

Item Code	Capacity (ml)	N/S	Bore (mm)	Stopcock Type	Pack of
154.203.02	50	14/23	2.5	Solid Glass	1
154.204.02	50	29/32	2.5	Solid Glass	1
154.203.03	100	14/23	2.5	Solid Glass	1
154.204.03	100	29/32	2.5	Solid Glass	1
154.202.04	250	29/32	4	Solid Glass	1
154.202.05	500	29/32	4	Solid Glass	1
154.202.06	1000	29/32	6	Solid Glass	1



Buy Now!

Dropping Funnel Cylindrical

- Made from DIN ISO 3585, BORO 3.3 GLASS
- Available with PE Stopper
- Complies with ISO 4800 Standards

Item Code	Capacity (ml)	N/S	Bore (mm)	Stopcock Type	Pack of
156.203.02	50	14/23	2.5	Needle Valve	1
156.204.02	50	29/32	2.5	Needle Valve	1
156.203.03	100	14/23	2.5	Needle Valve	1
156.204.03	100	29/32	2.5	Needle Valve	1
156.202.04	250	29/32	4	Needle Valve	1
156.202.05	500	29/32	4	Needle Valve	1
156.202.06	1000	29/32	6	Needle Valve	1

Dropping Funnel Cylindrical

- Made from DIN ISO 3585, BORO 3.3 GLASS
- Available with PE Stopper
- Complies with ISO 4800 Standards

Item Code	Capacity (ml)	N/S	Bore (mm)	Stopcock Type	Pack of
158.203.02	50	14/23	2.5	PTFE	1
158.204.02	50	29/32	2.5	PTFE	1
158.203.03	100	14/23	2.5	PTFE	1
158.204.03	100	29/32	2.5	PTFE	1
158.202.04	250	29/32	4	PTFE	1
158.202.05	500	29/32	4	PTFE	1
158.202.06	1000	29/32	6	PTFE	1



Buy Now!



Separating Funnel Gilson

- Available with PE Stopper

Item Code	Capacity (ml)	N/S	Bore (mm)	Stopcock Type	Pack of
159.202.01	50	19/26	2.5	Solid Glass	1
159.202.02	100	19/26	2.5	Solid Glass	1
159.202.03	250	29/32	4	Solid Glass	1
159.202.04	500	29/32	4	Solid Glass	1
159.202.05	1000	29/32	6	Solid Glass	1
159.202.06	2000	29/32	6	Solid Glass	1



Buy Now!



Separating Funnel Gilson

- Available with PE Stopper



Buy Now!

Item Code	Capacity (ml)	N/S	Bore (mm)	Stopcock Type	Pack of
160.202.01	50	19/26	2.5	PTFE	1
160.202.02	100	19/26	2.5	PTFE	1
160.202.03	250	29/32	4	PTFE	1
160.202.04	500	29/32	4	PTFE	1
160.202.05	1000	29/32	6	PTFE	1
160.202.06	2000	29/32	6	PTFE	1



Separating Funnel Pear shape

- Available with PE Stopper
- With socket & cone



Buy Now!

Item Code	Capacity (ml)	Socket & Cone N/S	Bore (mm)	Stopcock Type	Pack of
162.202.03	50	19/26	2.5	Solid Glass	1
162.202.05	100	19/26	2.5	Solid Glass	1
162.204.06	250	29/32	4	Solid Glass	1
162.204.08	500	29/32	4	Solid Glass	1
162.204.11	1000	29/32	6	Solid Glass	1



Separating Funnel Pear shape

- Available with PE Stopper
- With socket & cone

Item Code	Capacity (ml)	Socket & Cone N/S	Bore (mm)	Stopcock Type	Pack of
163.202.03	50	19/26	2.5	Needle Valve	1
163.202.05	100	19/26	2.5	Needle Valve	1
163.204.06	250	29/32	4	Needle Valve	1
163.204.08	500	29/32	4	Needle Valve	1
163.204.11	1000	29/32	6	Needle Valve	1



Buy Now!



GLASS BORO 3.3

WHITE PRINTING

Chemical Resistant

NEEDLE

PE

WITH CONE & SOCKET

Separating Funnel Pear shape

- Available with PE Stopper
- With socket & cone

Item Code	Capacity (ml)	Socket & Cone N/S	Bore (mm)	Stopcock Type	Pack of
164.202.03	50	19/26	2.5	PTFE	1
164.202.05	100	19/26	2.5	PTFE	1
164.204.06	250	29/32	4	PTFE	1
164.204.08	500	29/32	4	PTFE	1
164.204.11	1000	29/32	6	PTFE	1



Buy Now!



GLASS BORO 3.3

WHITE PRINTING

Chemical Resistant

PTFE

PE

WITH CONE & SOCKET

Separating Funnel, Pear Shape

- with stem inside cone



Buy Now!

Item Code	Capacity (ml)	Socket & Cone N/S	Bore (mm)	Stopcock Type	Pack of
162.210.03	50	19/26	2.5	Solid Glass	1
162.210.05	100	19/26	2.5	Solid Glass	1
162.210.06	250	29/32	4	Solid Glass	1
162.210.08	500	29/32	4	Solid Glass	1
162.210.10	1000	29/32	6	Solid Glass	1



Separating Funnel, Pear Shape

- with stem inside cone



Buy Now!

Item Code	Capacity (ml)	Socket & Cone N/S	Bore (mm)	Stopcock Type	Pack of
164.210.03	50	19/26	2.5	PTFE	1
164.210.05	100	19/26	2.5	PTFE	1
164.210.06	250	29/32	4	PTFE	1
164.210.08	500	29/32	4	PTFE	1
164.210.10	1000	29/32	6	PTFE	1



Separating Funnel, Cylindrical

- Made from DIN ISO 3585, BORO 3.3 GLASS
- Complies with DIN 4800 Standards
- Available with PE Stopper
- With Socket and Cone

Item Code	Capacity (ml)	N/S	Bore (mm)	Stopcock Type	Pack of
165.202.02	50	14/23	2.5	Solid Glass	1
165.202.02A	50	29/32	2.5	Solid Glass	1
165.202.03	100	14/23	2.5	Solid Glass	1
165.202.03A	100	29/32	2.5	Solid Glass	1
165.202.05A	250	29/32	4	Solid Glass	1
165.202.06A	500	29/32	4	Solid Glass	1
165.202.07A	1000	29/32	6	Solid Glass	1



Buy Now!



Separating Funnel, Cylindrical

- Made from DIN ISO 3585, BORO 3.3 GLASS
- Complies with DIN 4800 Standards
- Available with PE Stopper
- With Socket and Cone

Item Code	Capacity (ml)	N/S	Bore (mm)	Stopcock Type	Pack of
166.202.02	50	14/23	2.5	Needle Valve	1
166.202.02A	50	29/32	2.5	Needle Valve	1
166.202.03	100	14/23	2.5	Needle Valve	1
166.202.03A	100	29/32	2.5	Needle Valve	1
166.202.05A	250	29/32	4	Needle Valve	1
166.202.06A	500	29/32	4	Needle Valve	1
166.202.07A	1000	29/32	6	Needle Valve	1



Buy Now!





ISO
4800



Buy Now!

Separating Funnel, Cylindrical

- Made from DIN ISO 3585, BORO 3.3 GLASS
- Complies with DIN 4800 Standards
- Available with PE Stopper
- With Socket and Cone

Item Code	Capacity (ml)	N/S	Bore (mm)	Stopcock Type	Pack of
167.202.02	50	14/23	2.5	PTFE	1
167.202.02A	50	29/32	2.5	PTFE	1
167.202.03	100	14/23	2.5	PTFE	1
167.202.03A	100	29/32	2.5	PTFE	1
167.202.05A	250	29/32	4	PTFE	1
167.202.06A	500	29/32	4	PTFE	1
167.202.07A	1000	29/32	6	PTFE	1



DIN
4800



Buy Now!

Dropping Funnel, Cylindrical

- Made from DIN ISO 3585, BORO 3.3 GLASS
- Available with stem inside cone
- Complies with DIN 4800 Standards

Item Code	Capacity (ml)	N/S	Bore (mm)	Stopcock Type	Pack of
165.210.02	50	14/23	2.5	Solid Glass	1
165.210.02A	50	29/32	2.5	Solid Glass	1
165.210.03	100	14/23	2.5	Solid Glass	1
165.210.03A	100	29/32	2.5	Solid Glass	1
165.210.05	250	29/32	4	Solid Glass	1
165.210.06	500	29/32	4	Solid Glass	1
165.210.07	1000	29/32	6	Solid Glass	1

Dropping Funnel, Cylindrical

- Made from DIN ISO 3585, BORO 3.3 GLASS
- Available with stem inside cone
- Complies with DIN 4800 Standards

Item Code	Capacity (ml)	N/S	Bore (mm)	Stopcock Type	Pack of
167.210.02	50	14/23	2.5	PTFE	1
167.210.02A	50	29/32	2.5	PTFE	1
167.210.03	100	14/23	2.5	PTFE	1
167.210.03A	100	29/32	2.5	PTFE	1
167.210.05	250	29/32	4	PTFE	1
167.210.06	500	29/32	4	PTFE	1
167.210.07	1000	29/32	6	PTFE	1



Buy Now!




Pressure Equalizing Funnels, Cylindrical

- Made from DIN ISO 3585, BORO 3.3 GLASS
- With Drip Stem

Item Code	Capacity (ml)	N/S	Bore (mm)	Stopcock Type	Pack of
168.202.01	50	14/23	2.5	Solid Glass	1
168.202.01A	50	29/32	2.5	Solid Glass	1
168.202.02A	100	14/23	2.5	Solid Glass	1
168.202.03A	100	29/32	2.5	Solid Glass	1
168.202.04A	250	29/32	4	Solid Glass	1
168.202.05A	500	29/32	4	Solid Glass	1



Buy Now!



Pressure Equalizing Funnels, Cylindrical

- Made from DIN ISO 3585, BORO 3.3 GLASS
- With Drip Stem



Buy Now!

Item Code	Capacity (ml)	N/S	Bore (mm)	Stopcock Type	Pack of
169.202.01	50	14/23	2.5	PTFE	1
169.202.01A	50	29/32	2.5	PTFE	1
169.202.02A	100	14/23	2.5	PTFE	1
169.202.03A	100	29/32	2.5	PTFE	1
169.202.04A	250	29/32	4	PTFE	1
169.202.05A	500	29/32	4	PTFE	1



Pressure Equalizing Funnels, Pear Shape

- Made from DIN ISO 3585, BORO 3.3 GLASS
- With Drip Stem



Buy Now!

Item Code	Capacity (ml)	N/S	Bore (mm)	Stopcock Type	Pack of
170.202.01	50	14/23	2.5	Solid Glass	1
170.202.02A	100	14/23	2.5	Solid Glass	1
170.202.04A	250	29/32	4	Solid Glass	1
170.202.05A	500	29/32	4	Solid Glass	1



Dropping Funnel, Pear Shape

- Made from DIN ISO 3585, BORO 3.3 GLASS
- With Drip Stem
- Available with stem inside cone
- Complies with DIN 4800 Standards

Item Code	Capacity (ml)	N/S	Bore (mm)	Stopcock Type	Pack of
171.202.01	50	14/23	2.5	PTFE	1
171.202.02A	100	14/23	2.5	PTFE	1
171.202.04A	250	29/32	4	PTFE	1
171.202.05A	500	29/32	4	PTFE	1



Buy Now!



Seperatory Funnel

- Made of Polypropylene
- Provides excellent contact clarity & Strength
- Is per shaped & autoclavable
- Has leakproof screw cap threaded
- PP stopcock fitted with self lubricating PTFE plug, is push fitted to the stem of funnels

Item Code	Capacity (ml)	Pack of
181.303.01	100	2
181.303.02	250	2
181.303.03	500	2



Buy Now!





Buy Now!

Separator Funnel Holder *New*

- Made of Polypropylene
- Non-corrosive front opening provides clear view of the solution, Allows unobstructed placement of separating funnels
- Two tapped wedges ensures firm grip on rods having dia 1/2" or 3/5"

Item Code	Type	Pack of
114.303.01	Separator Funnel Holder	12



Buy Now!

Funnel Holder *New*

- Made of Polypropylene
- Are corrosion free
- Can hold funnels with dia 3" to 6"
- Extra plate provided can be placed to hold funnels bearing dia 1" to 3"
- Two tapered wedges ensure firm grip on Rods having dia 1/2" or 3/8"

Item Code	Type	Pack of
113.303.01	Funnel Holder	12

Instruments



PROGRAMMED
FOR PRECISION

STAINLESS STEEL TOP

Magnetic Stirrer with Hotplate - Analog

- Aluminium Moulded Construction
- Easy temperature & Stir controls
- Installed with Safety PT sensor for fail safe operation.
- Hot top indicator for temperatures above 50°C.
- Large top plate to assist beakers upto 2000 ml.
- High magnetic strength.
- Electronic variable speed control with Knob for display.
- Knob for regulating variable temperature.
- Heat reach Indicator, To ensure you correct temperature of plate surface.
- Stirring & temperature indicator
- Error indicators for heat & Stir function inbuilt trouble shoot
- Hot top warning indicator for temperature >50°C



700.AG

Item Code	Volt	Hz	Watts	Top Plate
700.AG.01	230	50	650	Polished Stainless Steel
710.AG.01	230	50	650	SS Ceramic Coated
610.AG.01	230	50	650	Aluminum Ceramic Coated
700.AG.02	115	60	650	Polished Stainless Steel
710.AG.02	115	60	650	SS Ceramic Coated
610.AG.02	115	60	650	Aluminum Ceramic Coated



Buy Now!

Technical Specification :

Heating Mantle Material	: Stainless Steel 304 Grade/ Ceramic Coated
Dimension of heating plate	: 150 Ø
Speed range	: 50-1600 RPM
Maximum stirring bar Length	: Can use upto 80 mm bar (at lower speed)
Temperature Range	: Ambient to 350°C approx
Dimensions of hot plate body	: 273x160x102mm
Weight of body	: 2.8 kgs
Permissible ambient Temperature	: 5- 40 °C
Permissible relative moisture	: 80%
IP Class	: 22

SS. CERAMIC COATED



710.AG



Included Accessory:

Cat. No.	Accessories
850.800.02	Magnetic Stirring bar 35 mm x 9 mm



Temp Control
Variable upto 350°C

RPM
1600 RPM

Plate Size
150mmØ

Vessel Capacity
upto 2L Beakers

Plate Material
SS 304 Grade

CERAMIC COATED STAINLESS STEEL TOP

Magnetic Stirrer with Hotplate - Digital

- Aluminium Moulded Construction
- Ceramic coated top plate, chemically resistant and scratch resistant.
- Large top plate to assist beakers upto 2000 ml.
- Thermal insulation for cool body operation.
- Digital set up temperature controller with independent LED display.
- Settable safety cut-off for maximum temperature limit for top plate or probe.
- Installed with double PT sensors for safety & fail safe operating mechanism.
- Hot top indicator for temperature above 50°C even when switched off.
- Inclusive PT 100 temperature sensors probe.
- Audible alarm at time cycle end for safety and ease of unsupervised operation.
- Digital setup of time with independent LED display.
- Selection of Celsius and Fahrenheit.
- Selection of hot plate and probe temperature control.
- Error code display at any kind of failure.
- Digital setup of RPM with independent LED display.
- Count-up indication of minutes and hours.
- Single multi-turn intelligent knob Operation.
- Even heat distribution.
- High magnetic strength.



900.DG

Item Code	Volt	Hz	Watts	Top Plate
800.DG.01	230	50	650	Polished Stainless Steel
900.DG.01	230	50	650	SS Ceramic Coated
800.DG.02	115	60	650	Polished Stainless Steel
900.DG.02	115	60	650	SS Ceramic Coated



Buy Now!

Included Accessories:

Item Code	Accessories
850.800.01	Rod Stainless Steel length 400 mm, Ø 12 mm
850.800.02	Magnetic Stirring bar 35 mm x 9 mm
850.800.03	Moulded PT 100 sensor probe
850.800.04	Boss head

Technical Specifications

Heating Plate material	: Ceramic Coated / Stainless Steel
Dimension of heating plate	: Ø 150mm
Three display windows for	: Temperature, RPM and Time
Speed Range	: 50-1500 RPM
Maximum stirring bar length	: Can use upto 80mm bar (at lower speed)
Temperature range	: Ambient to 350°C
Adjustable safety cut off	: 50-400°C
Control accuracy of PT100	: ± 1k
Dimensions of hot plate body	: 273x160x102mm
Weight of body	: 3.3 kgs
Permissible ambient temperature	: 5-40°C
Permissible relative moisture	: 80%
RS 232 interface	: Yes (For Programming)
IP Class	: 22

POLISHED SS



800.DG



Temp upto 350°C	RPM 50-1500 RPM	Plate Size 150mmØ	Vessel Capacity upto 2L Beakers	Plate Material SS 304
---------------------------	---------------------------	-----------------------------	---	---------------------------------

ALUMINIUM ALLOY CERAMIC COATED TOP

Magnetic Stirrer with Hotplate - Digital

- Aluminium Moulded Construction
- Ceramic coated plate alloy, chemically resistant
- Chemically resistant keypad
- Even heat distribution at faster rate.
- Thermal insulation for cool body operation.
- Digital set up temperature controller with independent LED display.
- Set safety cut-off for maximum temperature limit for top plate or probe.
- Installed with double PT sensors for fail safe operating mechanism.
- Hot top indicator for temperature above 50°C even when switched off.
- Inclusive PT 100 temperature sensors probe.
- Audible alarm at time cycle end for safety and ease of unsupervised operation.
- Top plate Ø 145 mm to assist beaker upto 2000 ml & Adapter.
- Compatible for use with all major brands top assemblies 1 Cavity, 3 Cavities or Multiple Cavities.
- Digital setup of time with independent LED display.
- Selection of plate and probe temperature.
- Error code display at failures
- Digital setup of RPM with independent LED display.
- Count-up indication of minutes and hours.
- Single multi-turn intelligent knob Operation.
- Selection of Celsius and Fahrenheit.
- High magnetic strength.



610.DG

Item Code	Volt	Hz	Watts	Top Plate
610.DG.01	230	50	650	Aluminum Ceramic Coated
610.DG.02	115	60	650	Aluminum Ceramic Coated



Buy Now!

Included Accessories:

Item Code	Accessories
850.800.01	Rod Stainless Steel length 400 mm, Ø 12 mm
850.800.02	Magnetic Stirring bar 35 mm x 9 mm
850.800.03	Moulded PT 100 sensor probe
850.800.04	Boss head

Item Code	Accessory (Aluminum Adapter for Round Bottom Flasks) Flask Capacity (ml)	Places
610.ADP00	10 ml	8
610.ADP01	25 ml	7
610.ADP02	50 ml	4
610.ADP03	100 ml	1

Technical Specifications

Heating Plate material	: Aluminium Alloy with Ceramic Coating
Dimension of heating plate	: Ø145 mm
Three display windows for	: Temperature, RPM and Time
Speed Range	: 50-1500 RPM
Maximum stirring bar length	: upto 80mm bar (at lower speed)
Temperature range	: Ambient to 350°C approx
Adjustable safety cut off	: 50-400°C
Control accuracy of PT100	: ± 1k
Dimensions of hot plate body	: 273x160x102mm
Weight of body	: 3.3 kgs
Permissible ambient temperature	: 5-40°C
Permissible relative moisture	: 80%
RS 232 interface	: Yes (For Programming)
IP Class	: 32



10 ml

25 ml

50 ml

100 ml



Temp
350°C

RPM
50-1500 RPM

Plate Size
145mmØ

Vessel Capacity
upto 2L Beakers

Plate Material
Aluminium Alloy Ceramic
Coated

GLASS CERAMIC TOP CeraClick-System™ Magnetic Stirrer with Hotplate

- Aluminium Moulded Construction
- Highly scratch and chemical resistant Top.
- Even heat distribution on surface of Top.
- Thermal insulation for cool body operation.
- Digital set up temperature controller with independent LED display.
- Inclusive PT 100 temperature sensors probe.
- Installed with double PT sensors for safety & fail safe operating mechanism.
- Hot top indicator for temperatures above 50°C even when switched off.
- Large top plate to assist beaker upto 5000 ml.
- Selection of Celsius and Fahrenheit.
- Selection of hot plate and probe temperature.
- Error code display at any kind of failure.
- Independent LED display for RPM and Temperature.
- High Magnetic strength.
- Single multi-turn intelligent knob operation.
- User settable High temperature cutoff and hard wired cutoff.
- DIN connector for external temperature probe.

Item Code	Volt	Hz	Watts
500.AG.01	230	50	1300
500.AG.02	115	60	1300



Buy Now!



500.AG

Included Accessories:

Item Code	Accessories
550.500.01	Rod Stainless Steel length 500 mm, Ø 12 mm
550.500.02	Magnetic Stirring bar 25 mm x 8.25 mm
550.500.03	PT 100 sensor probe
550.500.04	Clamp with Boss head

Extra Accessories:

Item Code	Accessories
550.500.05	Glass Ceramic top plate
550.500.06	Knobs

Technical Specification :

Heating Plate material	: Glass Ceramic white square plate
Dimension of heating plate	: 175 mm x 175 mm
Two display windows for	: Temperature and RPM
Speed Range	: > 2000 RPM
Heat Output	: 1300 W
Temperature range	: Ambient to 510°C
Adjustable safety cut off	: 580°C
Control accuracy of sensor	: ± 1k
Weight of body	: 5.8 kgs
Permissible ambient temperature	: 5 - 40°C
Permissible relative moisture	: 80%
USB Port	: Yes (For Programming)
Frequency	: 50 Hz
Voltage	: 230 Volts
Dimensions of hot plate body	: 378x220x103
IP Class	: 21

A) Innovative Spill away (Patent Pending) :



B) Innovative CeraClick-System™ (Patent Pending): Replacing of Glass Ceramic Plate



Video Manual



Temp
upto 550°C

RPM
upto 2000 RPM

Plate Size
175x175mm

Vessel Capacity
upto 5L Beakers

Plate Material
Glass Ceramic
White Square Plate

3 STATION MAGNETIC STIRRER WITH HOTPLATE *New*

- Three independently controlled stirring/heating positions.
- Powerful magnets for strong magnetic coupling.
- Easy temperature & Stir controls.
- Installed with Safety PT sensor for fail safe operation.
- LED hot top indicator for temperatures above 50°C for each station.
- Electronic variable speed control with Knob for display.
- Knob for regulating variable temperature.
- Heat reach Indicator, To ensure you correct temperature of plate surface.
- Stirring Indicator
- LED error code displays & safety for heat & Stir function inbuilt trouble shoot.



713.AG.01

Item Code	Volt	Hz	Watts	Top Plate
713.AG.01	230	50	(450x3) 1350	SS Ceramic Coated
713.AG.02	115	60	(450x3) 1350	SS Ceramic Coated



[Buy Now!](#)

Technical Specification :

Heating plate material	: SS ceramic coated
Dimension of heating plate	: 150 Ø RPM
Volume cap.	: 20 L each station
Speed range	: 1600 RPM
Stirring position	: 3
Maximum stirring range	: Can use upto 80mm bar Lower speed
Maximum plate temperature	: 350 °C
Overall dimensions (w x d x h), mm	: 505 x 246 x 195 (LxWxH)
Plate dimensions, mm	: 504 x 175 x 30 (LxWxH)
Net weight, kg	: 7.0 kg (Approx.)
Permissible ambient temperature	: 5-40 °C
Permissible relative humidity	: 80%
IP Class	: 21

Video Manual



Temp 350°C	RPM 0-1600 RPM	No. of Positions 3	Vessel Capacity 20 L (each station)	Material Steel Ceramic Coated
----------------------	--------------------------	------------------------------	---	--

MULTI POSITION STIRRER

- Metallic Construction
- Simultaneously operating stirrers.
- Consistent heating and stirring.
- Silicone surface for anti-skid.
- Narrow foot print for space saving.
- High magnetic strength.
- Knob for electronic variable speed control.
- Knob for regulating variable power.

Item Code	Volt	Hz	Watts
410.AG.01	230	50	220
410.AG.02	115	60	220



Buy Now!



410.AG

Included Accessories:

Item Code	Accessories
1500.150.02	Magnetic Stirring bar 25 mm x 9 mm

Technical Specifications

Heating Plate material	:	Silicone and Aluminium
Number of stirring positions	:	5
Speed Range	:	0 - 1200 RPM
Maximum stirring bar length	:	Can use upto 30 mm bar
Temperature range	:	Ambient to 120 °C
Temperature constancy in medium	:	±2k
Stirring quantity max.	:	1250ml. Max.
Vessel Capacity	:	250 ml (each position)
Stirring position distance	:	90 mm
Dimension of Stirrer Body	:	554 x 126 x 75 mm
Weight of body	:	3 kgs
Permissible ambient temperature	:	5-40°C
Permissible relative moisture	:	80%
IP Class	:	42



Temp
120°C

RPM
0-1200 RPM

No. of Positions
5

Vessel Capacity
1.25L (Total)

Material
Silicone
& Aluminium

15-POSITION DIGITAL MAGNETIC STIRRER *New*

- Designed for synchronous heating and stirring
- The magnetic coil technology provides noiseless and consistent stirring on all positions
- Homogeneous temperature distribution across the heating plate
- Hot top warning indication
- Timer function
- Adjustable reverse operation for stirring
- Stirring speed remains constant, even when load changes
- SPC-mode for a low self-warming of the surface
- Motor less
- Error code display
- Easy operation with touch keypad
- Suitable for continuous operation
- Speed range: 0 - 1000 rpm



415.DG.01

Item Code	Volt	Hz	Watts
415.DG.01	230	50	750
415.DG.02	115	60	750



Buy Now!

Included Accessories:

Item Code	Accessories
1500.150.02	Magnetic Stirring bar 25 mm x 9 mm

Technical Specification

Set-up plate material	: Aluminum
Number of stirring positions	: 15
Stirring position distance	: 90 mm
Speed range	: 0 - 1000 rpm
Speed control	: 10 RPM Steps
Stirring quantity max. per stirring position (H2O)	: 250 ml
Stirring bar length min.	: 25mm
Stirring bar length max.	: 30mm
Heating temperature range	: Room temp. - 120°C
Control display	: LED
Input Type	: Touch Key
Adjustable safety circuit min.	: 50°C
Adjustable safety circuit max.	: 130°C
Timer range	: 00:01 to 99:59 [Hour: Minute]
Set-up plate dimensions	: 274x504mm
Dimensions (W x H x D)	: 281x81x609mm
Weight	: 11 Kg (Approx.)
Permissible ambient temperature	: 5 - 40 °C
Permissible relative humidity	: 80 %
Protection class according to DIN EN 60529	: IP40



Temp
120°C

RPM
0-1000 RPM

No. of Positions
15

Vessel Capacity
3.75 L (Total)

Material
Aluminium

HEATING MANTLE

- Aluminium Construction
- ON-OFF variable knob for heat power control.
- Mantle knitted with glass fibre yarn.
- Provides uniform heating to flasks.
- For Round Bottomed Flasks as per DIN - 12347
- Inbuilt protection from liquid spill
- Easy maintenance
- Long life

Item Code (230V, 50Hz)	Item Code (115V, 60Hz)	Capacity (ml)	Watts	Dimension
1000.EU.01	1000.US.01	50	150	180x175
1000.EU.02	1000.US.02	100	150	180x175
1000.EU.03	1000.US.03	250	150	190x175
1000.EU.04	1000.US.04	500	200	200x175
1000.EU.05	1000.US.05	1000	300	235x175
1000.EU.06	1000.US.06	2000	450	290x200
1000.EU.07	1000.US.07	3000	450	310x200
1000.EU.08	1000.US.08	4000	450	370x200
1000.EU.09	1000.US.09	5000	600	370x200
1000.EU.10	1000.US.10	6000	600	470x230
1000.EU.11	1000.US.11	10000	1200	550x230
1000.EU.12	1000.US.12	20000	1800	610x330

Technical Specifications

Heating Mantle Body	: Made of aluminium
Heating Mantle Material	: Glass Fibre Yarn
Mantle Capacity	: To hold standard Round Bottom Flasks upto 20 liters
Temperature Range	: Approx. 400°C
Heating Control	: Electronic power regulator
Permissible Ambient Temperature	: 5- 40 °C
Permissible relative moisture	: 80%
IP Class	: 10



1000.EU



Buy Now!



Liquid Spill Protection

*For lower volumes only.



Temp
upto 400°C

Mantle Capacity
50ml - 20L

Heating Mantle Material
Glass Fibre Yarn

HEATING MANTLE WITH STIRRER

- Aluminium Construction
- Variable knob for heat power control with on/off.
- Variable Knob for stir speed control with on/off.
- Mantle knitted with glass fibre yarn.
- Provides uniform heating to flasks.
- For Round Bottomed Flasks as per DIN - 12347
- Inbuilt protection from liquid spill
- Long life
- Easy maintenance

Heating Mantle with Stirrer

Item Code (230VAC, 50Hz)	Item Code (115V, 60Hz)	Capacity (ml)	Watts	Dimension
1500.EU.01	1500.US.01	100	170	180x195
1500.EU.02	1500.US.02	250	170	180x195
1500.EU.03	1500.US.03	500	220	200x190
1500.EU.04	1500.US.04	1000	320	235x220
1500.EU.05	1500.US.05	2000	470	290x240
1500.EU.06	1500.US.06	3000	470	310x240
1500.EU.07	1500.US.07	4000	470	370x250
1500.EU.08	1500.US.08	5000	620	370x250



Buy Now!



1500.EU

Included Accessories:

Item Code	Accessories
1500.150.02	Magnetic Stirring bar 25 mm x 9 mm



Buy Now!

**For soxhlet extraction apparatus, available on page no. 116*

Technical Specifications

Heating Mantle Body	: Made of aluminium
Heating Mantle Material	: Glass Fibre Yarn
Mantle Capacity	: To hold standard Round Bottom Flasks upto 5000ml
Variable Speed Range	: Approx. upto 750 RPM
Temperature Range	: Approx. 400°C
Heating Control	: Electronic power regulator
Speed Control	: Electronic regulator
Permissible Ambient Temperature	: 5- 40 °C
Permissible relative moisture	: 80%
IP Class	: 10



Liquid Spill Protection

*For lower volumes only.



Temp
upto 400°C

RPM
upto 750 RPM

Vessel Capacity
100-5000ml

Mantle Material
Glass Fibre Yarn

HEATING MANTLE COMBINED UNIT WITH STIRRER *New*

- Heating Mantle Combined unit made of M. steel
- ON-OFF knob for heat power control
- Stir speed control also available
- Mantle knitted with glass fibre yarn
- Provides uniform heating to flasks
- For Round Bottomed Flasks as per DIN - 12347
- Easy maintenance
- Long Life
- Also available with Metallic Stand 1600.EU

Model No. (230V, 50Hz)	Model No. (115V, 60Hz)	Capacity (ml)	Watts	Fuse Amp.	No. of Position of regulator
2500.EU.01	2500.US.01	100	60	1	3/3
2500.EU.02	2500.US.02	250	60	5	3/3
2500.EU.03	2500.US.03	500	60	5	3/3



Buy Now!



2500.EU

Included Accessories for 2000.EU :

Item Code	Accessories
2000.200.01	Vertical Rod Stainless Steel length 542 mm, Ø 9.8 mm
2000.200.02	Horizontal Rod Stainless Steel length 972 mm, Ø 9.8 mm
2000.200.03	Boss Head
2000.200.04	Clamp

Optional Glass Accessories available on page no. 116



Buy Now!

SINGLE SOXHLET EXTRACTION WITH STIRRER

Extraction unit metal stand with heating mantle stirrer

Model No. (230V, 50Hz)	Model No. (115V, 60Hz)	Capacity (ml)	Watts	Fuse Amp.	No. of Position of regulator
1600.EU.01*	1600.US.01	100	170	1	1/1
1600.EU.02*	1600.US.02	250	170	1	1/1
1600.EU.03*	1600.US.03	500	170	2	1/1

Technical Specifications :

Heating Mantle Body	: Made of M. Steel
Heating Mantle Material	: Glass Fibre Yarn
Mantle Capacity	: To hold standard Round Bottom Flasks upto 500 ml
Valuable Stirring speed	: 750 RPM
Temperature Range	: Approx. 400°C
Heating Control	: Electronic power regulator
Stir Control	: Electric regulator
Dimension	: 495x246x200
Permissible Ambient Temperature	: 5- 40 °C
Permissible relative moisture	: 80%
IP Class	: 10



1600.EU



Temp
400°C

Mantle Capacity
100 - 500ml

Places
3

Heating Mantle Material
Glass Fibre Yarn

HEATING MANTLE COMBINED UNIT

- Heating Mantle Combined unit made of M. steel
- ON-OFF knob for heat power control
- Mantle knitted with glass fibre yarn
- Provides uniform heating to flasks
- For Round Bottomed Flasks as per DIN - 12347
- Easy maintenance
- Long Life
- Also Available with metallic stand 1100.EU

Model No. (230V, 50Hz)	Model No. (115V, 60Hz)	Capacity (ml)	Watts	Fuse Amp.	No. of Position of regulator
2000.EU.01	2000.US.01	100	180	3/3	3/3
2000.EU.02	2000.US.02	250	450	3/3	3/3
2000.EU.03	2000.US.03	500	600	3/3	3/3
2000.EU.04	2000.US.04	100	360	6/6	6/6
2000.EU.05	2000.US.05	250	900	6/6	6/6
2000.EU.06	2000.US.06	500	1200	6/6	6/6



2000.EU



Buy Now!

Included Accessories for 2000.EU :

Item Code	Accessories
2000.200.01	Vertical Rod Stainless Steel length 542 mm, Ø 9.8 mm
2000.200.02	Horizontal Rod Stainless Steel length 972 mm, Ø 9.8 mm
2000.200.03	Boss Head
2000.200.04	Clamp

Optional Glass Accessories available on page no. 116



Buy Now!

SINGLE SOXHLET EXTRACTION UNIT

Extraction unit metal stand with heating mantle

Model No. (230V, 50Hz)	Model No. (115V, 60Hz)	Capacity (ml)	Watts	Dimension	No. of Position of regulator
1100.EU.02	1100.US.02	100	150	280x210x520	1/1
1100.EU.03	1100.US.03	250	150	280x210x520	1/1
1100.EU.04	1100.US.04	500	200	280x210x520	1/1

Technical Specifications :

Heating Mantle Body	: Made of M. Steel
Heating Mantle Material	: Glass Fibre Yarn
Mantle Capacity	: To hold standard Round Bottom Flasks upto 500 ml
Temperature Range	: Approx. 400°C
Heating Control	: Electronic power regulator
Dimension of body	: 971 x 246 x 160
Permissible Ambient Temperature	: 5- 40 °C
Permissible relative moisture	: 80%
IP Class	: 10



1100.EU



Temp
400°C

Mantle Capacity
100 - 500ml

Places
3 & 6

Heating Mantle Material
Glass Fibre Yarn

DIGITAL OVERHEAD STIRRER *New*

Product Features

- Independent LED display for RPM & Torque real time
- User Friendly
- Accurate display of actual & set value
- Adjustable torque for viscous sample
- Brushless DC motor
- Protects from spillage
- Liquid cannot reach internal components due to front safeguard
- Audible alarm for error conditions
- Effective stirring provides clock wise & anti clock wise stirring modes
- Prominent used in chemical synthesis, pharmaceuticals, physical & chemical analysis, petrochemical, cosmetics, health products, foods, biotechnology & so on



6000.EU.01

Item Code	Volt	Hz	Watts
6000.EU.01	230	50	130
6000.US.01	115	60	130



Buy Now!

Technical Specification :

Body Material	: Aluminum & ABS
Display Window	: RPM & Time
Speed Range	: 50-2200RPM
Speed Control Accuracy	: ± 3 RPM
Speed Display Accuracy	: ± 1 RPM
Max. Viscosity	: 50000 mPas
Max. Torque	: 60NCM
Time Range	: 30~999Min
Max. Stir Capacity (H₂O)	: 40L
Drill Check Dia Range	: 0.5~10mm
Dimension (WxDxH)	: 83 x 220 x 180mm



ROLLER MIXER *New*

Product Features

- Efficient Rolling and swinging motion for mixing blood samples, Liquid solid suspension & various substance
- Digital set-up for RPM & time with independent LED display
- Maximum stirring speed upto 80RPM
- Seven rollers with small foot print & easy cleaning
- Brushless DC motor
- Compatible for use with wide range of tubes
- Used for prevention of blood coagulation and immune precipitation etc



4000.EU.01

Item Code	Volt	Hz	Watts
4000.EU.01	230	50	50



Buy Now!

Technical Specification :

Mixer Body Material	: Plastic
Operation Mode	: Rolling & Swinging
Amplitude	: 24mm
Roller Quantity	: 7
Speed Range	: 10-80RPM
Speed Unit	: 1RPM
Roller Length	: 280mm
Motor	: brushless DC motor
Dimension (DxWxH)	: 500 x 280 x 120mm
Max. Capacity	: 4kgs
Weight of Body	: 6kg
Voltage	: AC100-240 50-60Hz
Power	: 50W



MINI CENTRIFUGE *New*

Product Features

- Patented high tech motor causes low working noise
- Produce low vibration with advanced shock absorbers
- Compact design and can carry higher volume of 2 ml x 8 places
- Easy replacement of rotor
- Maximum relative centrifugal force upto 3260G
- Fast Stopping in 15 seconds with cover breaking time of 3 seconds.
- Spatial rotation for 360° are shape, low windage resistance with slow temperature increase
- Filtration & voltage regulation function makes smooth running of unit & causes low rotation difference.



5000.EU.01

Item Code	Volt	Hz
5000.EU.01	230	50



Buy Now!

Included Accessories Rotor Selection :

Item Code	Accessories
5000.303.01	2ml x 8, 0.5ml, 0.2ml adapter each 8 pcs
5000.303.02	2ml x 8, 8 x 0.2ml tubes strip x 2 rows

Technical Specification :

Body Material	: Main Frame : ABS, Cover : PC, Adapter : PP, Absorber : NBR, Roller : ABS
Speed Range	: 4000-7000 RPM
RCF	: 810~3260xg
Rotor types	: Rotor, 2ml x 8 and 0.2ml x 8, 0.2ml x 8 tubes strip x 2 rows
Max. Capacity	: 2ml x 8
Dimension (WxDxH)	: 174x157x130mm
Speed Control type	: Constant speed
Driving Speed	: Direct drive/vibration
Brake System	: Dynamic
Acceleration Time	: 90% speed in 5 seconds
Deceleration Time	: Cover closed within 15 seconds, cover opens within 6 seconds



ORBITAL SHAKER *New*

Product Features

- Compact design
- Available with Flat platform (Cat. No. 3500.303.01)
- Built in DC brushless motor
- Microprocessor controlled
- User-Friendly
- Application in molecular biology, immunology, chemistry lab
- Low consumption
- Maximum stirring speed upto 300RPM
- Digital set up of RPM and time with independent LED display
- Audible alarm at time cycle end for safety and ease of unsupervised operation
- Silent and stable operation
- Compatible for use with various capacity conical flasks and different sample containers.



Buy Now!

Item Code	Orbital Shaker comes	Volt	Hz
3500.EU.01	with platform, Flat, Non-Slip Mat	230	50


Technical Specification :

Shaker Body Material	: Plastic
Speed Range	: 50-300 RPM
Orbit	: 20 MM
Dimensions of Body	: 284 x 264 x 108 mm
Max. Loading Capacity	: 2.0kgs
Permissible ambient Temp.	: 5 - 45°C
Voltage	: AC 100 - 230V
Timing Range	: 1min - 99Hrs 59Min



General Optional Accessories

Platform, Flat, Non-Slip Mat



3500.303.01

Platform, Double



3500.303.02

Platform, Universal, with 3 secured bars



3500.303.03

Platform with clamps, 6 Places



3500.303.04

(250ml)

Platform with clamps, 12 Places



3500.303.05

(100ml)

Platform universal for tubes



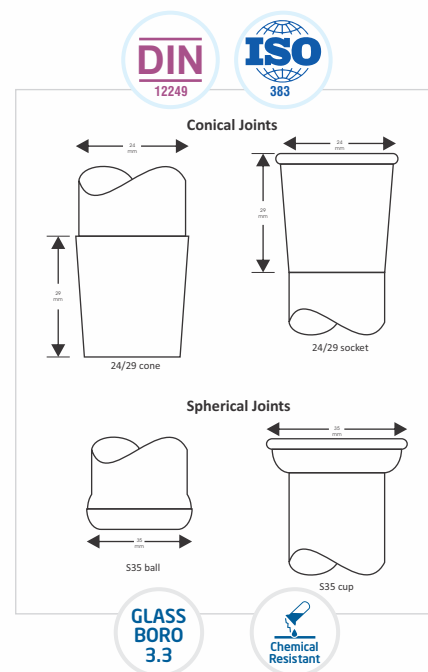
3500.303.06

JOINTS

- In compliance with ISO 383/DIN 12249 Standards.
- Unprinted sockets to avoid getting printed charred
- Smooth grinding surface finish to avoid leakage

Conical Joints

Size	Actual Dia of Wide End (mm)	Actual Dia of Narrow End (mm)	Nominal Length of Engagement (mm)
10/19	10.0	8.1	19
12/21	12.5	10.4	21
14/23	14.5	12.2	23
19/26	18.8	16.2	26
24/29	24.0	21.1	29
29/32	29.2	26.0	32
34/35	34.5	31.0	35
40/38	40.0	36.2	38
45/40	45.0	41.0	40
50/42	50.0	45.8	42
55/44	55.0	50.6	44



Socket, Unprinted

Item Code	Socket Size	Approx. O.D. of tube (mm)	Total Length (mm)	Pack of
001.202.02	10/19	13	120±10	10
001.202.03	12/21	16	120±10	10
001.202.04	14/23	18	120±10	10
001.202.05	19/26	22	125±10	10
001.202.06	24/29	28	135±10	10
001.202.07	29/32	32	135±10	10
001.202.08	34/35	38	150±10	10
001.202.09*	40/38	45	150±10	10
001.202.10	45/40	50	150±10	10
001.202.11*	50/42	55	150±10	10
001.202.12*	55/44	60	150±10	10

* Non DIN





Buy Now!

Cone, Unprinted

Item Code	Socket Size	Approx. O.D. of tube (mm)	Total Length (mm)	Pack of
002.202.02	10/19	8	120±10	10
002.202.03	12/21	9	120±10	10
002.202.04	14/23	13	120±10	10
002.202.05	19/26	16	125±10	10
002.202.06	24/29	22	135±10	10
002.202.07	29/32	26	135±10	10
002.202.08	34/35	30	150±10	10
002.202.09*	40/38	36	150±10	10
002.202.10	45/40	40	150±10	10
002.202.11*	50/42	45	150±10	10
002.202.12*	55/44	50	150±10	10

* Non DIN



Buy Now!

Cone, with drip tip, Unprinted

Item Code	Socket Size	Approx. O.D. of tube (mm)	Total Length (mm)	Pack of
003.202.03	12/21	9	120±10	10
003.202.04	14/23	13	120±10	10
003.202.05	19/26	16	120±10	10
003.202.06	24/29	22	150±15	10
003.202.07	29/32	26	150±15	10
003.202.08	34/35	30	150±15	10
003.202.09*	40/38	36	150±15	10
003.202.10	45/40	40	150±15	10
003.202.11*	50/42	45	150±15	10
003.202.12*	55/44	50	150±15	10

* Non DIN

Socket, Unprinted

As per ASTM Standard E 676

Item Code	Socket Size	Approx. O.D. of tube (mm)	Total Length (mm)	Pack of
004.202.03	10/30	13	120±10	10
004.202.04	12/30	16	120±10	10
004.202.05	14/35	18	120±10	10
004.202.06	19/38	22	125±10	10
004.202.07	24/40	28	135±15	10
004.202.08	29/42	32	135±15	10
004.202.09	34/35	38	150±15	10
004.202.10	45/50	50	150±15	10



Buy Now!



Cone, Unprinted

As per ASTM Standard E 676

Item Code	Socket Size	Approx. O.D. of tube (mm)	Total Length (mm)	Pack of
005.202.03	10/30	8	120±10	10
005.202.04	12/30	10	120±10	10
005.202.05	14/35	13	120±10	10
005.202.06	19/38	16	120±10	10
005.202.07	24/40	22	150±15	10
005.202.08	29/42	26	150±15	10
005.202.09	34/35	30	150±15	10
005.202.10	45/50	40	150±15	10



Buy Now!





Buy Now!

Socket, Double

Item Code	Socket Size	Approx. O.D. of tube (mm)	Total Length (mm)	Pack of
006.202.02*	10/19	14	135±2	10
006.202.03	14/23	18	135±2	10
006.202.04	19/26	22	140±2	10
006.202.05	24/29	28	170±5	10
006.202.06	29/32	32	170±5	10
006.202.07	34/35	38	180±5	10

* Non DIN



Buy Now!

Keck Clips for Joints

- Manufactured from PP
- Outstanding chemical resistant.
- Autoclavable with maximum operating temp of 135°C.

Item Code	N/S	Colour	Pack of
007.204.03	14/23	Yellow	100
007.204.04	19/26	Blue	100
007.204.05	24/29	Green	100
007.204.06	29/32	Red	100

Spherical Joint, Ball

- Complies with DIN 12264
- Unprinted sockets to avoid getting printed charred
- Smooth grinding surface finish to avoid leakage

Item Code	Cup Joint (Male)	Code Approx. Bore	Minimum Shank Length (mm)	Pack of
008.202.02	S13	5	100	10
008.202.03	S19	9	100	10
008.202.04	S29	15	100	10
008.202.05*	S35	19	100	10
008.202.06*	S41	27	100	10

* Non DIN



Buy Now!



Spherical Joint, Cup

- Complies with DIN 12264

Item Code	Cup Joint (Female)	Code Approx. Bore	Minimum Shank Length (mm)	Pack of
009.202.02	S13	5	100	10
009.202.03	S19	9	100	10
009.202.04	S29	15	100	10
009.202.05*	S35	19	100	10
009.202.06*	S41	27	100	10

* Non DIN



Buy Now!



Gloves, Laboratory


- Made of Nitrile



Buy Now!

Item Code	Size (mm)	Pack of
505.303.07	Small	50 Pairs
505.303.08	Medium	50 Pairs
505.303.09	Large	50 Pairs

Microscopic Slides



Buy Now!

Item Code	Type	Pack of
565.303.01	Ground edges, Plain 76/26	50
565.303.02	Ground edges, Double sides frosted	50


Box, Slide

- Made of Polystyrene
- Are durable, compact & provide utmost protection to 1"x3" slides
- Heavy walls will not warp, splinter or crack
- Boxes are unaffected by humidity and are thoroughly insect proof

Item Code	Quantity	Pack of
129.303.01	25 Slides	12
129.303.02	50 Slides	12
129.303.03	100 Slides	6



Buy Now!



Cover Glass

- Comes in 0.13 - 0.17 mm Thickness

Item Code	Size	Pack of
566.303.01	18 x 18	50
566.303.02	20 x 20	50
566.303.03	22 x 22	50
566.303.04	24 x 24	50
566.303.05	22 x 32	50
566.303.06	24 x 50	50



Buy Now!





Buy Now!

Soft Loop Sterile

- Made of Polystyrene

Item Code	Capacity	Pack of
202.303.01	1ul (Soft Loopes)	100
202.303.02	10ul (Soft Loopes)	100
202.303.03	Inoculation Needle	100



Buy Now!

Stirrer

- Made of Polypropylene
- Useful for stirring different solutions in the laboratory
- Are tough and long lasting

Item Code	Dia. (mm)	Length	Pack of
193.303.01	6	150	12
193.303.02	7	200	12
193.303.03	7	250	12
193.303.04	7	300	12
193.303.05	10	250	12

Glass Stirrer

- Ideal for very sensitive samples
- Made of polished 3.3 borosilicate glass

Item Code	O.D.x Length (mm)	Quantity
090.202.02	7 x 150	20
090.202.02A	7 x 205	20
090.202.02B	7 x 255	20
090.202.02C	7 x 305	20
090.202.04	9 x 150	20
090.202.04A	9 x 205	20
090.202.04B	9 x 255	20
090.202.04C	9 x 305	20



Buy Now!



GLASS
BORO
3.3

Boxes, Storage

- Made of polypropylene
- Prove to be an excellent option for storage of different powdered reagents & other material in the laboratory
- Square shape of these boxes help in saving shelf space
- Are autoclavable
- Provide good chemical resistance & heavy duty service

Item Code	Size (ml)	Pack of
189.303.01	250	12
189.303.02	500	12
189.303.03	1000	12



Buy Now!





Buy Now!

Wire Gauge

- Has Ceramic Center
- Goes Upto 800°C

Item Code	Size (mm)	Pack of
524.303.01	100 x 100	10
524.303.02	125 x 125	10
524.303.03	150 x 150	10
524.303.04	200 x 200	10



Buy Now!

Weighing Scoops

- Has open tubular arm
- Suitable for use when small quantity of dyes or powders are to be weighed

Item Code	Cap. (ml)	Pack of
245.202.01	3	10
245.202.02	6	10
245.202.03	10	10

Jars, Specimen

- Made from Soda glass
- Specially blown to give sturdiness and long life
- Top edges are flat ground
- Not recommended for use over a direct flame or on a hot plate
- Covers are made from Soda glass

Item Code	Approx Quantity H x L x W (mm)	Pack of
208.303.02	215 X 100 X 140	1
208.303.03	210 X 170 X 130	1
208.303.04	220 X 140 X 140	1
208.303.05	225 X 225 X 125	1
208.303.06	250 X 250 X 150	1



Buy Now!



Watch Glass, Neutral Glass

Item Code	Size (mm)	Pack of
564.303.07	50	10
564.303.08	65	10
564.303.09	75	10
564.303.10	100	10
564.303.11	125	10
564.303.12	150	10



Buy Now!





Buy Now!

Parafilm M Dispenser

- Made of Acrylic
- Used for storing, dispensing and cutting Parafilm ® M
- Can hold both 2" & 4" rolls, Tapes & labels
- Can be easily cut through super sharp serrated blades
- Openable top lid allow easy filling into the dispenser

Item Code	Size (LxWxH) mm	Pack of
250.303.01	180 x 120 x 160	1

Natural Rubber Cones:



Buy Now!

Item Code	Size (ml)	Pack of
404.303.01	250	4
404.303.02	500	4
404.303.03	1000	4
404.303.04	2000	4
404.303.05	5000	4
404.303.06	10,000	4

Silicon Rubber Cones:

Item Code	Size (ml)	Pack of
404.363.01	250	4
404.363.02	500	4
404.363.03	1000	4
404.363.04	2000	4
404.363.05	5000	4
404.363.06	10,000	4



Buy Now!



SiO₂

Variable Micropipette, High Performance Micro Volume Pipette, Single Channel

- Fully autoclavable & UV resistance
- "CE" mark awarded
- Click-stop system for digital volume setting.
- Ergonomic Design ensuring light weight & soft plunger movement.
- Two step plunger operation allows "reverse pipetting technique"
- Calibration as per DIN 12650 & EN-ISO 8655 standards.
- High accuracy and precision guaranteed.
- Individual serial No. permanently marked on each pipette.
- Calibration report enclosed with every pipette.
- Color coded for easy identification



Buy Now!



Variable Micropipette

Item Code	Volume Range (μ l)	Variable Increment (μ l)	Colour	Pack of
500.303.01	0.1 - 2.5	0.01	Pink	1
500.303.02	0.5 - 10	0.1	Purple	1
500.303.03	2 - 20	0.1	Green	1
500.303.04	5 - 50	0.5	Red	1
500.303.05	10 - 100	0.5	Orange	1
500.303.06	50 - 200	1.0	Yellow	1
500.303.07	20 - 200	1.0	Yellow	1
500.303.08	100 - 1000	5.0	Blue	1
500.303.09	200 - 1000	5.0	Blue	1
500.303.10	500 - 5000	50.0	Black	1
500.303.11	1000 - 5000	50.0	Black	1
500.303.12	500 - 10000	100.0	Black	1
500.303.13	1000 - 10000	100.0	Black	1



Buy Now!








Fixed Micropipette

Item Code	Volume Range (μ l)	Colour	Pack of
501.303.01	2.5	Pink	1
501.303.02	5	Orange	1
501.303.03	10	Orange	1
501.303.04	20	Orange	1
501.303.05	25	Orange	1
501.303.06	50	Red	1
501.303.07	100	Yellow	1
501.303.08	200	Yellow	1
501.303.09	250	Blue	1
501.303.10	500	Blue	1
501.303.11	1000	Blue	1
501.303.12	2000	Black	1
501.303.13	5000	Black	1
501.303.14	10000	Black	1

High Performance Micro Volume Pipette, Multi Channel

- Fully autoclavable.
- UV resistance.
- "CE"mark awarded.
- Click-stop system for digital volume setting.
- Ergonomic Design ensuring light weight & soft plunger movement.
- Two step plunger operation allows "reverse pipetting technique".
- Calibration as per DIN 12650 & EN-ISO 8655 standards.
- High accuracy and precision guaranteed.
- Individual serial No. permanently marked on each pipette.
- Calibration report enclosed with every pipette.
- Color coded for easy identification.
- Manifold can rotate 360° to allow convenient pipetting angle.
- One hand tip ejection.

Eight Channel Micropipette






Item Code	Volume Range (µl)	Increment (µl)	Colour	Pack of
500.303.14	0.5 - 10	0.1		1
500.303.15	5 - 50	0.5		1
500.303.16	10 - 100	0.5		1
500.303.17	20 - 200	0.5		1
500.303.18	30 - 300	1.0		1



Buy Now!



Twelve Channel Micropipette

Item Code	Volume Range (µl)	Increment (µl)	Colour	Pack of
500.303.19	0.5 - 10	0.1		1
500.303.20	5 - 50	0.5		1
500.303.21	10 - 100	0.5		1
500.303.22	20 - 200	0.5		1
500.303.23	30 - 300	1.0		1



Buy Now!



Universal Graduated Tips

Bulk Pack :

- Packed in Polyethylene bag with easy tearing.
- Perforation & Zip lock - Double sealing provides better protection against contamination and spillage while in use
- Free DNase, RNase, Human DNA, Pyrogen & PCR inhibitor
- All Micropipettes come in 1000 Pcs.



Buy Now!

10 µl Universal Graduated Tips, 1000 Tips per pack				
Item Code	Sterile	Low Retention	Filter	Pack of
500.10.B	-	-	-	1
500.10.S.B	√	-	-	1
500.10.FB	-	-	√	1
500.10.S.L.B	√	√	-	1
500.10.S.FB	√	-	√	1
500.10.S.L.FB	√	√	√	1



Buy Now!

10 µl Long Universal Graduated Tips, 1000 Tips per pack				
Item Code	Sterile	Low Retention	Filter	Pack of
500.10XL.B	-	-	-	1
500.10XL.S.B	√	-	-	1
500.10XL.FB	-	-	√	1
500.10XL.S.L.B	√	√	-	1
500.10XL.S.FB	√	-	√	1
500.10XL.S.L.FB	√	√	√	1



Buy Now!

20 µl Universal Graduated Tips, 1000 Tips per pack				
Item Code	Sterile	Low Retention	Filter	Pack of
500.20.FB	-	-	√	1
500.20.S.FB	√	-	√	1
500.20.S.L.FB	√	√	√	1

50 μ l Universal Graduated Tips, 1000 Tips per pack

Item Code	Sterile	Low Retention	Filter	Pack of
500.50.FB	-	-	✓	1
500.50.S.FB	✓	-	✓	1
500.50.S.L.FB	✓	✓	✓	1



Buy Now!



Bulk Pack :

100 μ l Universal Graduated Tips, 1000 Tips per pack

Item Code	Sterile	Low Retention	Filter	Pack of
500.100.FB	-	-	✓	1
500.100.S.FB	✓	-	✓	1
500.100.S.L.FB	✓	✓	✓	1



Buy Now!



200 μ l Universal Graduated Tips, 1000 Tips per pack

Item Code	Sterile	Low Retention	Filter	Pack of
500.200.B	-	-	-	1
500.200.S.B	✓	-	-	1
500.200.FB	-	-	✓	1
500.200.S.L.B	✓	✓	-	1
500.200.S.FB	✓	-	✓	1
500.200.S.L.FB	✓	✓	✓	1



Buy Now!





Buy Now!

1000 µl Universal Graduated Tips, 1000 Tips per pack				
Item Code	Sterile	Low Retention	Filter	Pack of
500.1000.B	-	-	-	1
500.1000.S.B	√	-	-	1
500.1000.FB	-	-	√	1
500.1000.S.L.B	√	√	-	1
500.1000.S.FB	√	-	√	1
500.1000.S.L.FB	√	√	√	1



Buy Now!

1250 µl Universal Graduated Tips, 1000 Tips per pack				
Item Code	Sterile	Low Retention	Filter	Pack of
500.1000XL.B	-	-	-	1
500.1000XL.S.B	√	-	-	1
500.1000XL.FB	-	-	√	1
500.1000XL.S.L.B	√	√	-	1
500.1000XL.S.FB	√	-	√	1
500.1000XL.S.L.FB	√	√	√	1



Buy Now!


Pipette Stand, Acrylic		
Item Code	Capacity	Pack of
590.303.01	1 Pipette	1
590.303.02	4 Pipettes	1
590.303.03	6 Pipettes	1

Rack

- Fully autoclavable & Stackable
- Hinge rack allows single hand operation
- Color coded tray for Easy identification
- Free from DNase, RNase, Human DNA, Pyrogen & PCR inhibitor



Buy Now!



Item Code	Tips Volume (ul)	Description (1 Box Consist of)	Sterile	Low Retention	Filter	Pack of
500.10.R	10	96 Tips x10 Racks	-	-	-	1
500.10.S.R	10	96 Tips x 10 Racks	√	-	-	1
500.10.FR	10	96 Tips x 10 Racks	-	-	√	1
500.10.S.L.R	10	96 Tips x 10 Racks	√	√	-	1
500.10.S.FR	10	96 Tips x 10 Racks	√	-	√	1
500.10.S.L.FR	10	96 Tips x 10 Racks	√	√	√	1
500.10XL.R	10 (Long)	96 Tips x 10 Racks	-	-	-	1
500.10XL.S.R	10 (Long)	96 Tips x 10 Racks	√	-	-	1
500.10XL.FR	10 (Long)	96 Tips x 10 Racks	-	-	√	1
500.10XL.S.L.R	10 (Long)	96 Tips x 10 Racks	√	√	-	1
500.10XL.S.FR	10 (Long)	96 Tips x 10 Racks	√	-	√	1
500.10XL.S.L.FR	10 (Long)	96 Tips x 10 Racks	√	√	√	1
500.20.FR	20	96 Tips x 10 Racks	-	-	√	1
500.20.S.FR	20	96 Tips x 10 Racks	√	-	√	1
500.20.S.L.FR	20	96 Tips x 10 Racks	√	√	√	1
500.50.FR	50	96 Tips x 10 Racks	-	-	√	1
500.50.S.FR	50	96 Tips x 10 Racks	√	-	√	1
500.50.S.L.FR	50	96 Tips x 10 Racks	√	√	√	1
500.100.FR	100	96 Tips x 10 Racks	-	-	√	1
500.100.S.FR	100	96 Tips x 10 Racks	√	-	√	1
500.100.S.L.FR	100	96 Tips x 10 Racks	√	√	√	1
500.200.R	200	96 Tips x 10 Racks	-	-	-	1
500.200.S.R	200	96 Tips x 10 Racks	√	-	-	1
500.200.FR	200	96 Tips x 10 Racks	-	-	√	1
500.200.S.L.R	200	96 Tips x 10 Racks	√	√	-	1
500.200.S.FR	200	96 Tips x 10 Racks	√	-	√	1
500.200.S.L.FR	200	96 Tips x 10 Racks	√	√	√	1
500.1000.R	1000	96 Tips x 6 Racks	-	-	-	1
500.1000.S.R	1000	96 Tips x 6 Racks	√	-	-	1
500.1000.FR	1000	96 Tips x 6 Racks	-	-	√	1
500.1000.S.L.R	1000	96 Tips x 6 Racks	√	√	-	1
500.1000.S.FR	1000	96 Tips x 6 Racks	√	-	√	1
500.1000.S.L.FR	1000	96 Tips x 6 Racks	√	√	√	1
500.1000XL.R	1250	96 Tips x 6 Racks	-	-	-	1
500.1000XL.S.R	1250	96 Tips x 6 Racks	√	-	-	1
500.1000XL.FR	1250	96 Tips x 6 Racks	-	-	√	1
500.1000XL.S.L.R	1250	96 Tips x 6 Racks	√	√	-	1
500.1000XL.S.FR	1250	96 Tips x 6 Racks	√	-	√	1
500.1000XL.S.L.FR	1250	96 Tips x 6 Racks	√	√	√	1

Reloading Tray

Reload rack with minimal efforts

Tips pre- arranged in 8x12 format

Minimal wastage

Free from DNase, RNase, Human DNA, Pyrogen & PCR inhibitor



Buy Now!

Item Code	Tips Volume (ul)	Description (1 Box Consist of)	Sterile	Low Retention	Pack of
500.10.K	10	96 Tips x10 Racks	-	-	1
500.10.S.K	10	96 Tips x 10 Racks	√	-	1
500.10.S.L.K	10	96 Tips x 10 Racks	√	√	1
500.200.K	200	96 Tips x 10 Racks	-	-	1
500.200.S.K	200	96 Tips x 10 Racks	√	-	1
500.200.S.L.K	200	96 Tips x 10 Racks	√	√	1
500.1000.K	1000	96 Tips x 5 Racks	-	-	1
500.1000.S.K	1000	96 Tips x 5 Racks	√	-	1
500.1000.S.L.K	1000	96 Tips x 5 Racks	√	√	1
500.1000XL.K	1250	96 Tips x 6 Racks	-	-	1
500.1000XL.S.K	1250	96 Tips x 6 Racks	√	-	1
500.1000XL.S.L.K	1250	96 Tips x 6 Racks	√	√	1

Tips Empty Racks



Buy Now!

Item Code	Capacity (ml)	Pack of
500.10.E.R	Tip rack empty for 10μl tips	1
500.200.E.R	Tip rack empty for 200μl tips	1
500.1000.E.R	Tip rack empty for 1000μl tips	1
500.1000XL.E.R	Tip rack empty for 1250μl tips	1

GLASSCO BOTTLE TOP DISPENSER With Re-Circulation Valve



- Fully autoclavable at 121°C , 15 psi for 10-15 mins.
- “CE” mark awarded.
- Smooth & soft plunger for ease of working.
- Highly robust and reliable dispensing technique.
- It has re-circulation valve for re-directing the liquid into the bottle for bubble free dispensing without any loss of reagent.
- Adjustable delivery nozzle to facilitate dispensing ease in all demanding laboratory conditions.
- 180° Rotation for easy & effortless volume setting.
- Specially designed adapter allows 360° rotation, providing full flexibility in working.
- Specially designed, springless, PTFE valve manifold ensures high chemical compatibility and jamming free valve functioning.
- PTFE Piston with ETP O-Ring ensures very high chemical compatibility & wiper like smooth, effortless piston movement.
- Adaptors to fit most of the laboratory reagent bottles are provided in the following sizes : 28,30,32,36,40 & 45 mm.
- Calibration as per ISO 8655 standards.



Buy Now!

Specifications & Ordering Information

Model No.	Vol. Range	Increment	ISO 8655 Specifications				Glassco Specifications				Pack of
			Accuracy ±%	± ml	CV ±%	± ml	Accuracy ±%	± ml	CV ±%	± ml	
500.444.01	0.25-2.5 ml	0.05 ml	0.6	0.015	0.2	0.005	0.6	0.015	0.2	0.005	1
500.444.02	0.5-5 ml	0.1 ml	0.6	0.030	0.2	0.010	0.5	0.025	0.1	0.005	1
500.444.03	1-10 ml	0.2 ml	0.6	0.060	0.2	0.020	0.5	0.050	0.1	0.010	1
500.444.04	2.5-30 ml	0.5 ml	0.6	0.180	0.2	0.060	0.5	0.150	0.1	0.030	1
500.444.05	5-60 ml	1.0 ml	0.6	0.360	0.2	0.120	0.5	0.300	0.1	0.060	1
500.444.06	10-100 ml	2.0 ml	0.6	0.600	0.2	0.200	0.5	0.500	0.1	0.100	1

GLASSCO BOTTLE TOP DISPENSER

With Dual Inlet Technology

PATENTED

- Fully autoclavable at 121°C , 15 psi for 10-15 mins.
- "CE" mark awarded.
- Refill the bottle & rinse the instrument WITHOUT DISMOUNTING from bottle.
- Patented technology that combines unique functionality, user-friendliness & performance.
- First ever Dispenser offering Dilution , Rinsing , Dual Liquid Handling & Re-circulation in a single unit.
- Adjustable delivery nozzle to facilitate dispensing ease in all demanding laboratory conditions.
- 180° Rotation for easy & effortless volume setting.
- Specially designed adapter allows 360° rotation, providing full flexibility in working.
- Specially designed, springless, PTFE valve manifold ensures high chemical compatibility and jamming free valve functioning.
- PTFE Piston with ETP O-Ring ensures very high chemical compatibility & wiper like smooth, effortless piston movement.
- Adaptors to fit most of the laboratory reagent bottles are provided in the following sizes : 28,30,32,36,40 & 45 mm.
- Calibration as per ISO 8655 standards.



1. STANDARD DISPENSING Knob A - Open Knob B - Closed

In this mode the dispenser dispenses the liquid normally into the receiver from the bottle it is mounted on.

2. PURGING Knob A - Open Knob B - Closed

In this mode the liquid is re-circulated into the same bottle on which the dispenser is mounted. This process removes the air from the dispenser without wasting any reagent.



3. DILUTION/RINSING/SECOND LIQUID DISPENSING Knob A - Open Knob B - Closed

In this mode the liquid from a second source can be dispensed into the receiver. The second liquid can be distilled water, thus allowing the user to rinse the instrument without dismounting from the bottle or for dilution of the reagent in the receiver.

4. BOTTLE REFILLING Knob A - Open Knob B - Closed

In this mode the liquid from a second source can be used to refill the bottle without dismounting the dispenser.



Specifications & Ordering Information

Model No.	Vol. Range	Increment	ISO 8655 Specifications				Glassco Specifications				Pcs/ Pack
			Accuracy ±%	Accuracy ± ml	CV ±%	CV ± ml	Accuracy ±%	Accuracy ± ml	CV ±%	CV ± ml	
500.450.01	0.25-2.5 ml	0.05 ml	0.6	0.015	0.2	0.005	0.6	0.015	0.2	0.005	1
500.450.02	0.5-5 ml	0.1 ml	0.6	0.030	0.2	0.010	0.5	0.025	0.1	0.005	1
500.450.03	1-10 ml	0.2 ml	0.6	0.060	0.2	0.020	0.5	0.050	0.1	0.010	1
500.450.04	2.5-30 ml	0.5 ml	0.6	0.180	0.2	0.060	0.5	0.150	0.1	0.030	1
500.450.05	5-60 ml	1.0 ml	0.6	0.360	0.2	0.120	0.5	0.300	0.1	0.060	1
500.450.06	10-100 ml	2.0 ml	0.6	0.600	0.2	0.200	0.5	0.500	0.1	0.100	1



Buy Now!

Stand, Retort

- Complies with DIN 12892
- Stand material, mild steel, blue powder coated
- Rod Material, mild steel, chrome plated with L-Key

Item Code	Stand Size (mm)	Rod Size mm (Length x dia)	Pack of
309.303.01	150 x 100	500 x 12	2
309.303.02	200 x 125	600 x 12	2
309.303.03	250 x 150	750 x 12	2



Buy Now!



MS

L-Key

White Powder Coated

Stand, Retort

- Complies with DIN 12892
- Stand material, Cast Iron, black painted
- Rod Material, mild steel, chrome plated with L-Key

Item Code	Stand Size (mm)	Rod Size mm (Length x dia)	Pack of
310.303.01	150 x 100	950 x 10	2
310.303.02	175 x 125	600 x 12.5	2
310.303.03	200 x 125	600 x 12.5	2
310.303.04	200 x 125	600 x 12	2
310.303.05	225 x 150	750 x 12	2
310.303.06	250 x 150	600 x 12	2
310.303.07	250 x 200	750 x 12	2
310.303.08	300 x 175	900 x 12	2
310.303.09	250 x 150	750 x 12	2



Buy Now!



MS

L-Key

Black Paint



Buy Now!

MS

Black Paint

With Bosshead

Ring, Retort

- Material Mild Steel, black painted
- Available with boss head

Item Code	Size (mm)	Pack of
313.303.01	50	4
313.303.02	62.5	4
313.303.03	75	4
313.303.04	100	4
313.303.05	125	2
313.303.06	150	2
313.303.07	200	2



Buy Now!

MS

Black Paint

With Bosshead

Ring, Retort

- Material mild steel, chrome plated
- Available with rod or bosshead
- Bosshead to steel rod dia 14mm

Item Code	Rod/Boss Head Length (mm)	Rod/Boss Head Dia (mm)	Ring Dia (mm)	Type	Pack of
393.303.01	160	7	50	Rod	4
393.303.02	200	7	70	Rod	4
393.303.03	220	8	100	Rod	4
393.303.04	220	8	120	Rod	2
393.303.05	220	8	140	Rod	2
393.303.06	70	7	50	Bosshead	4
393.303.07	70	7	70	Bosshead	4
393.303.08	70	8	100	Bosshead	4
393.303.09	70	8	120	Bosshead	2
393.303.10	70	8	140	Bosshead	2

Clamp, Retort

- Complies with DIN 12894
- Cross pattern
- Die-casted
- To hold upto 65 mm

Item Code	Type	Pack of
324.303.01	Aluminium, Cork Lined	2
324.303.04	Zinc, Cork Lined	2



Buy Now!



Clamp, Retort

- Complies with DIN 12894
- 3 Prong
- Material Aluminium, diecasted - Powder Coated
- Hold upto 50-65 mm circle
- MS Rod chrome plated

Item Code	Type	Pack of
326.303.02	3 Prong	2



Buy Now!



DIN
12894



Al
Diecasted

MS
Rod

White Powder
Coated



Buy Now!

Clamp, Universal

- Complies with DIN 12894
- Cork Lined
- Material Aluminium diecasted, powder coated
- MS Rod chrome plated
- Hold upto 50-65 mm circle

Item Code	Type	Pack of
328.303.01	Cork Lined	2



Al
Diecasted

MS
Rod

White Powder
Coated

Four Prong



Buy Now!

Clamp, Condenser

- 4 Prong
- Material Aluminium, Powder Coated
- Hold upto 125 mm circle
- MS Rod chrome plated

Item Code	Type	Pack of
334.303.02	4 Prong	2

Clamp, Condenser

- 3 Prong
- Material Aluminium, Powder Coated
- To hold upto 125 mm circle
- MS Rod chrome plated

Item Code	Type	Pack of
335.303.02	3 Prong	2



Buy Now!



Clamp, Retort, Euro Design

- 3 Prong to hold upto 75 mm
- Spring tube, double keys
- Rod with dia 7.5 mm & Length 235 mm
- Material Zinc Alloy, pressure diecasted, Chrome Coated
- Freely swivel, bosshead lockable at 360°C for 14 mm grip

Item Code	Type	Pack of
390.303.01	PVC sleeve with rod	2
390.303.02	Silicone sleeve with rod	2
390.303.03	PVC sleeve with boss Head	2
390.303.04	SILICONE sleeve with boss Head	2



Buy Now!





Clamp, Retort (Euro Design)

- 2 Prong to hold upto 80 mm
- Spring tube, double keys
- Rod with dia 7.5 mm & Length 235 mm
- Material Zinc Alloy, pressure diecasted, Chrome Coated
- Freely swivel, bosshead lockable at 360°C for 14 mm grip



Buy Now!

Item Code	Type	Pack of
391.303.01	CORK lined with rod	2
391.303.02	PVC sleeve with rod	2
391.303.03	SILICONE sleeve with rod	2
391.303.04	CORK lined with boss head	2
391.303.05	PVC sleeve with boss head	2
391.303.06	SILICONE sleeve with boss head	2

DIN
12895



Boss Head

- Complies with DIN 12895
- Material Cast Iron, black painted
- Use with retort stand & Condenser Clamp
- To hold upto 25mm



Buy Now!

Item Code	Type	Pack of
337.303.03	Hold upto 25mm	4

Boss Head

- Complies with DIN 12895
- To hold upto 20 mm
- Material Cast Iron, black painted
- Use with retort stand & Condenser Clamp

Item Code	Type	Pack of
338.303.03	Hold upto 20mm	4



Buy Now!



DIN
12895

Cast
Iron

Black
Paint

Boss Head

- Complies with DIN 12895 standard
- Material Aluminium/Zinc, Powder Coated
- To hold upto 16 mm

Item Code	Type	Pack of
341.303.01	Aluminium, Round Screw, hold upto 16 mm AS PER DIN 12895	4
341.303.02	Aluminium, Thumb Screw, hold upto 16 mm AS PER DIN 12895	4
341.303.03	Aluminium, Rod Screw, hold upto 16 mm AS PER DIN 12895	4
341.303.04	Zinc, Round Screw, hold upto 16 mm AS PER DIN 12895	4
341.303.05	Zinc, Thumb Screw, hold upto 16 mm AS PER DIN 12895	4
341.303.06	Zinc, Rod Screw, hold upto 16 mm AS PER DIN 12895	4



Buy Now!



DIN
12895

SiO₂
Sleeved

ZINC
Alloy

White Powder
Coated



Buy Now!

Stand, Tripod

- Material Cast Iron, black painted
- Available with Round or triangle top

Item Code	Size (mm)	Top	Pack of
344.303.01	100 x 150	with round top	1
344.303.02	100 x 175	with round top	1
344.303.03	100 x 200	with round top	1
344.303.04	125 x 150	with round top	1
344.303.05	125 x 175	with round top	1
344.303.06	125 x 200	with round top	1
344.303.07	100 x 150	with triangle top	1
344.303.08	100 x 175	with triangle top	1
344.303.09	100 x 200	with triangle top	1
344.303.10	125 x 150	with triangle top	1
344.303.11	125 x 175	with triangle top	1
344.303.12	125 x 200	with triangle top	1



Buy Now!

Burner, Bunsen

- Material Casted Iron Black painted
- Brass pipe, chrome plated
- Concentrated higher flame
- With Stopcock
- Use with L.P.G.

Item Code	Type	Pack of
347.303.01	Brass pipe, Single Walled	1
347.303.02	Brass pipe, Double Walled	1

Burner, Meaker

- Complies with DIN 30665
- Material Casted Iron base, red painted
- Brass pipe chrome plated
- Without Stopcock
- Use with L.P.G.

Item Code	Pack of
348.303.01	1



Buy Now!



Burner, Meaker

- Complies with DIN 30665
- Material Casted Iron base, red painted
- Brass pipe chrome plated
- Use with L.P.G.

Item Code	Pack of
349.303.01	With stopcock 1
349.303.02	With stopcock, Economy 1



Buy Now!



Jack, Laboratory

all sizes are in millimeters.



SS



Buy Now!

Item Code	Type	Size (mm)	Pack of
370.303.09	Stainless Steel	120 x 140	1
370.303.10	Stainless Steel	200 x 200	1
370.303.11	Stainless Steel	250 x 250	1



SS
202



Buy Now!

Spatula

• Material Stainless Steel, Grade 202

Item Code	Size (mm)	Type	Pack of
374.303.01	125	one end spoon and one end flat	10
374.303.02	150	one end spoon and one end flat	10
374.303.03	200	one end spoon and one end flat	10
374.303.04	250	one end spoon and one end flat	10
374.303.05	300	one end spoon and one end flat	10

Spatula

- Material Stainless Steel, Grade 202

Item Code	Size (mm)	Type	Pack of
374.303.06	125	both end flat	10
374.303.07	150	both end flat	10
374.303.08	200	both end flat	10
374.303.09	250	both end flat	10



Buy Now!



SS
202

Spatula, Double

- Material Stainless steel, Grade 202
- One end Chattaway & one end flat

Item Code	Size (mm)	Pack of
375.303.01	155	10
375.303.02	210	10
375.303.03	250	10



Buy Now!



SS
202



SS
202



Buy Now!

Spatula, Double

- Material Stainless steel, Grade 202
- One end tapered, & one end flat, flexible type

Item Code	Size (mm)	Pack of
376.303.01	155	10
376.303.02	260	10
376.303.03	305	10



SS
202



Buy Now!

Spatula, Micro

- Material Stainless steel, Grade 202
- One end spoon and one side spatula

Item Code	Size (mm)	Pack of
377.303.01	155	10

Spatula, Knife

- Material SS grade 202
- Available with Wooden Handle

Item Code	Size (mm)	Pack of
541.303.01	100	6
541.303.03	150	6
541.303.04	200	6
541.303.05	250	6
541.303.06	300	6



Buy Now!



SS
202

Forceps

- Material SS 410 Grade
- Straight fine points

Item Code	Size (mm)	Pack of
531.303.01	100	10
531.303.02	125	10
531.303.03	150	10
531.303.04	200	10
531.303.05	250	10
531.303.06	300	10



Buy Now!



SS
410

Straight
Fine



SS
410

Curved
Fine



Buy Now!

Forceps

- Material SS 410 Grade
- Curved Fine Points

Item Code	Size (mm)	Pack of
532.303.01	100	10
532.303.02	125	10
532.303.03	150	10
532.303.04	200	10
532.303.05	250	10
532.303.06	300	10



SS
410



Buy Now!

Forceps

- Material SS 410 Grade
- Straight Blunt Points

Item Code	Size (mm)	Pack of
533.303.01	100	10
533.303.02	125	10
533.303.03	150	10
533.303.04	200	10
533.303.05	250	10
533.303.06	300	10

Forceps

- Material SS 410 Grade
- Curved Blunt Points

Item Code	Size (mm)	Pack of
534.303.01	100	10
534.303.02	125	10
534.303.03	150	10
534.303.04	200	10
534.303.05	250	10
534.303.06	300	10



Buy Now!



SS
410

Curved
Fine

Dissecting Set

- Instruments made of SS Grade 202
- Set of 14 Instruments

Item Code	Description	Pack of
536.303.01	made of Stainless Steel, Instruments are Dressing Scissor, Cuticle Scissor, Dressing Forceps, Dissecting Forceps, Flapper, Seeker, Arrow Needle, Needle, Blow Pipe, B.P Handle with Scalpel Blade, Dropper, Chain Hook, Scalpels, Magnifier Lense.	Zip



Buy Now!



SS
202



SS
202

Dissecting Set

- Instruments made of SS Grade 202
- Set of 14 Instruments

Item Code	Description	Pack of
536.303.02	made of Stainless Steel, Instruments are Dressing Scissor, Cuticle Scissor, Dressing Forceps, Dissecting Forceps, Flapper, Seeker, Arrow Needle, Needle, Blow Pipe, B.P Handle with Scalpel Blade, Dropper, Chain Hook, Scalpels, Magnifier Lense.	Velcro

Glassco Graduated Pipettes now comes in Type 1 (Mohr) and Type 3 (Serological).

- Type 1 : These pipettes are for partial delivery having 0 point at top.
- Type 3 : These pipettes are for complete delivery having 0 Point at top.

All are manufactured to meet ISO 835 Standards. These pipettes are calibrated to deliver (TD, EX) + 20° C. All graduated pipettes are calibrated by automatic machines and then the final quality check is done on the quality control centre. The graduated pipettes come in AS class with conformity batch certificate and individual work certificate which is printed in amber colour which fuses into the glass. Each pipette is accompanied with a batch or individual certificate in the pack. You can also download the certificate at www.glasscolabs.com. All A Class pipettes have a waiting time of 5 seconds.

Graduated Pipettes Type 3 (Serological), Class AS

- Compliance with ISO 835 Standard
- Comes with individual work certificate

Item Code	Capacity (ml)	Sub Division	Tolerance (± ml)	Colour Code	Pack of
125.223.00	0.1	0.01	0.006	WHITE	5
125.223.00A	0.2	0.01	0.006	BLACK	5
125.223.01	1	0.01	0.007	YELLOW	5
125.223.01A	1	0.10	0.007	RED	5
125.223.02	2	0.02	0.010	BLACK	5
125.223.02A	2	0.10	0.010	GREEN	5
125.223.03	5	0.05	0.030	RED	5
125.223.03A	5	0.10	0.030	BLUE	5
125.223.04	10	0.10	0.050	ORANGE	5
125.223.06	25	0.10	0.100	WHITE	5



Buy Now!



Graduated Pipettes Type 3 (Serological), Class AS

- Compliance with ISO 835 Standard
- With batch certificate

Item Code	Capacity (ml)	Sub Division	Tolerance (± ml)	Colour Code	Pack of
125.202.00	0.1	0.01	0.006	WHITE	5
125.202.00A	0.2	0.01	0.006	BLACK	5
125.202.01	1	0.01	0.007	YELLOW	5
125.202.01A	1	0.10	0.007	RED	5
125.202.02	2	0.02	0.010	BLACK	5
125.202.02A	2	0.10	0.010	GREEN	5
125.202.03	5	0.05	0.030	RED	5
125.202.03A	5	0.10	0.030	BLUE	5
125.202.04	10	0.10	0.050	ORANGE	5
125.202.06	25	0.10	0.100	WHITE	5



Buy Now!



Pipettes



Buy Now!

Graduated Pipette Type 3 (Serological), CLASS-AS

- Calibrated to deliver in compliance with USP Standard
- Printed in amber colour enamel
- With Individual work certificate

Item Code	Capacity (ml)	Sub Division	Tolerance (\pm ml)	Colour Coding Band	Pack of
125.220.00	0.1	0.01	0.010	WHITE	5
125.220.00A	0.2	0.01	0.010	BLACK	5
125.220.01	1	0.01	0.010	YELLOW	5
125.220.02	2	0.02	0.010	BLACK	5
125.220.03	5	0.05	0.020	RED	5
125.220.04	10	0.10	0.030	ORANGE	5
125.220.06	25	0.10	0.050	WHITE	5



Buy Now!

Graduated Pipettes Type 3 (Serological), Class AS

- Compliance with USP Standard
- With batch certificate

Item Code	Capacity (ml)	Sub Division	Tolerance (\pm ml)	Colour Coding Band	Pack of
125.461.00	0.1	0.01	0.010	WHITE	5
125.461.00A	0.2	0.01	0.010	BLACK	5
125.461.01	1	0.01	0.010	YELLOW	5
125.461.02	2	0.02	0.010	BLACK	5
125.461.03	5	0.05	0.020	RED	5
125.461.04	10	0.10	0.030	ORANGE	5
125.461.06	25	0.10	0.050	WHITE	5

Graduated Pipettes Type 1 (Mohr), Class AS

- As per DIN ISO 835 Standard
- With Individual work Certificate
- Printed in amber colour

Item Code	Capacity (ml)	Sub Division	Tolerance (\pm ml)	Colour Code	Pack of
125.416.00	0.1	0.01	0.006	WHITE	5
125.416.00A	0.2	0.01	0.006	BLACK	5
125.416.00B	1	0.01	0.007	YELLOW	5
125.416.00C	1	0.10	0.007	RED	5
125.416.01A	2	0.02	0.010	BLACK	5
125.416.01	2	0.10	0.010	GREEN	5
125.416.02A	5	0.05	0.030	RED	5
125.416.02	5	0.10	0.030	BLUE	5
125.416.04	10	0.10	0.050	ORANGE	5
125.416.06B	25	0.10	0.100	WHITE	5



Buy Now!



Graduated Pipettes Type 1 (Mohr), Class AS

- As per DIN ISO 835 Standard
- With batch certificate

Item Code	Capacity (ml)	Sub Division	Tolerance (\pm ml)	Colour Code	Pack of
125.453.00	0.1	0.01	0.006	WHITE	5
125.453.00A	0.2	0.01	0.006	BLACK	5
125.453.00B	1	0.01	0.007	YELLOW	5
125.453.00C	1	0.10	0.007	RED	5
125.453.01A	2	0.02	0.010	BLACK	5
125.453.01	2	0.10	0.010	GREEN	5
125.453.02A	5	0.05	0.030	RED	5
125.453.02	5	0.10	0.030	BLUE	5
125.453.04	10	0.10	0.050	ORANGE	5
125.453.06	25	0.10	0.100	WHITE	5



Buy Now!



ASTM Pipettes

Graduated Pipettes (Mohr), CLASS-A, SERIALIZED

- These Pipettes are manufactured which are calibrated to deliver as per **ASTM E 1293**
- Printed in amber colour enamel
- Comes with Individual work Certificate



Buy Now!

Item Code	Capacity (ml)	Sub Division	Tolerance (\pm ml)	Colour Coding Band	Pack of
125.452.01	1	0.1	0.01	RED	6
125.452.01A	1	0.01	0.01	YELLOW	6
125.452.02	2	0.1	0.01	GREEN	6
125.452.03	5	0.1	0.02	BLUE	6
125.452.04	10	0.1	0.03	ORANGE	6
125.452.05	25	0.1	0.05	WHITE	2

Graduated Pipettes (Mohr), CLASS A UNSERIALIZED

- These Pipettes are manufactured which are calibrated to deliver as per **ASTM E 1293**
- Printed in amber colour enamel
- Comes with batch certificate



Buy Now!

Item Code	Capacity (ml)	Sub Division	Tolerance (\pm ml)	Colour Coding Band	Pack of
125.455.01	1	0.1	0.01	RED	6
125.455.01A	1	0.01	0.01	YELLOW	6
125.455.02	2	0.1	0.01	GREEN	6
125.455.03	5	0.1	0.02	BLUE	6
125.455.04	10	0.1	0.03	ORANGE	6
125.455.05	25	0.1	0.05	WHITE	2

Graduated Pipette (Serological), CLASS-A, SERIALIZED

- Calibrated to deliver as per ASTM E-1044
- Printed in amber colour enamel
- Comes with individual work certificate

Item Code	Capacity (ml)	Sub Division	Tolerance (\pm ml)	Colour Coding Band	Pack of
125.423.01	1	0.1	0.01	RED	6
125.423.01A	1	0.01	0.01	YELLOW	6
125.423.02	2	0.1	0.01	GREEN	6
125.423.03	5	0.1	0.02	BLUE	6
125.423.04	10	0.1	0.03	ORANGE	6
125.423.06	25	0.1	0.05	WHITE	2



Buy Now!



Graduated Pipette (Serological), CLASS-A, UNSERIALIZED

- Calibrated to deliver as per ASTM E-1044
- Printed in amber colour enamel
- With batch certificate

Item Code	Capacity (ml)	Sub Division	Tolerance (\pm ml)	Colour Coding Band	Pack of
125.402.01	1	0.1	0.01	RED	6
125.402.01A	1	0.01	0.01	YELLOW	6
125.402.02	2	0.1	0.01	GREEN	6
125.402.03	5	0.1	0.02	BLUE	6
125.402.04	10	0.1	0.03	ORANGE	6
125.402.06	25	0.1	0.05	WHITE	2



Buy Now!





Buy Now!



Graduated Pipettes (Mohr), CLASS-B

These Pipettes are manufactured which are calibrated to deliver as per ASTM E 1293 and is printed in amber colour enamel.

Item Code	Capacity (ml)	Sub Division	Tolerance (\pm ml)	Colour Coding Band	Pack of
124.125.00	0.1	0.01	0.005	WHITE	6
124.125.00A	0.2	0.01	0.008	BLACK	6
124.125.01	1	0.1	0.02	RED	6
124.125.01A	1	0.01	0.02	YELLOW	6
124.125.02	2	0.1	0.02	GREEN	6
124.125.03	5	0.1	0.04	BLUE	6
124.125.04	10	0.1	0.06	ORANGE	6
124.125.05	25	0.1	0.1	WHITE	2



Buy Now!



Graduated Pipette (Serological), CLASS-B

- These Pipettes are manufactured which are calibrated to deliver as per ASTM E-1044
- Printed in amber colour enamel

Item Code	Capacity (ml)	Sub Division	Tolerance (\pm ml)	Colour Coding Band	Pack of
124.418.00	0.1	0.01	0.005	WHITE	6
124.418.00A	0.2	0.01	0.008	BLACK	6
124.418.01	1	0.1	0.02	RED	6
124.418.01A	1	0.01	0.02	YELLOW	6
124.418.02	2	0.1	0.02	GREEN	6
124.418.03	5	0.1	0.04	BLUE	6
124.418.04	10	0.1	0.06	ORANGE	6
124.418.06B	25	0.1	0.1	WHITE	2

Pipettes, Bacteriological, Graduated *New*

- Used for the bacteriological examination of milk
- 1.1 ml is graduated at 0.5 and 1.1 ml
- 2.2 ml is graduated at 1.0, 2.0, 2.1 and 2.2 ml

Item Code	Capacity (ml)	Tolerance (\pm ml)	Pack of
125.207.01	1.1	0.025	10
125.207.02	2.2	0.04	10



Buy Now!



Pipettes, Gerber, Milk *New*

- Used for testing milk by the Gerber method.
- Are one-mark transfer Pipettes for measuring 10.75 ml
- Also be used in rural Milk Collection Centres

Item Code	Capacity (ml)	Tolerance (\pm ml)	Pack of
123.207.04	10.75	0.03	10



Buy Now!



Pipettes



Buy Now!

Glassco volumetric pipettes are manufactured in compliance with DIN ISO 648 standards. These pipettes are calibrated to deliver (TD, EX) + 20° C .

All volumetric pipettes are calibrated by automatic machine and then the final quality check is done on the quality control centre. The volumetric pipettes come in AS Class with conformity batch certificate and Class A in individual work certificate which is printed in amber colour which fuses into the glass .

Each pipette is accompanied with a batch or individual certificate in the pack you can also download the certificate from our website : www.glasscolabs.com and by scanning the QR Code from the label of the box.

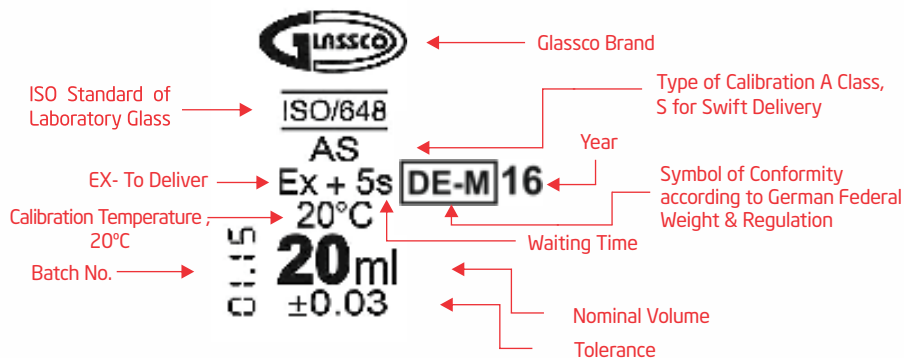
Below is the overview of the one mark pipette explaining in detail the content printed on it.

Volumetric Pipettes, 1 mark, Class AS

- With Individual Certificate
- Compliance with ISO 648 Standard
- Comes in amber colour enamel printing

Item Code	Capacity (ml)	Tolerance (± ml)	Colour Coding Band	Pack of
123.223.00	0.5	0.005	2 BLACK	5
123.223.01	1	0.008	BLUE	5
123.223.02	2	0.010	ORANGE	5
123.223.02A*	3	0.01	BLACK	5
123.223.02B*	4	0.01	2 RED	5
123.223.03	5	0.015	WHITE	5
123.223.03A*	6	0.01	2 ORANGE	5
123.223.03B*	7	0.01	2 GREEN	5
123.223.03C*	8	0.02	BLUE	5
123.223.03D*	9	0.02	BLACK	5
123.223.04	10	0.020	RED	5
123.223.04A*	15	0.03	GREEN	5
123.223.05	20	0.030	YELLOW	5
123.223.06	25	0.030	BLUE	5
123.223.06E*	30	0.03	BLACK	5
123.223.06O*	40	0.05	WHITE	5
123.223.07	50	0.050	RED	5
123.223.08	100	0.080	YELLOW	5

* Non DIN



Volumetric Pipettes, 1 mark, Class AS

- With Batch Certificate
- Compliance with DIN ISO 648 Standard
- Comes in amber colour enamel printing

Item Code	Capacity (ml)	Tolerance (± ml)	Colour Coding Band	Pack of
123.202.00	0.5	0.005	2 BLACK	5
123.202.01	1	0.008	BLUE	5
123.202.02	2	0.010	ORANGE	5
123.202.02A*	3	0.01	BLACK	5
123.202.02B*	4	0.01	2 RED	5
123.202.03	5	0.015	WHITE	5
123.202.03A*	6	0.01	2 ORANGE	5
123.202.03B*	7	0.01	2 GREEN	5
123.202.03C*	8	0.02	BLUE	5
123.202.03D*	9	0.02	BLACK	5
123.202.04	10	0.020	RED	5
123.202.04A*	15	0.03	GREEN	5
123.202.05	20	0.030	YELLOW	5
123.202.06	25	0.030	BLUE	5
123.202.06E*	30	0.03	BLACK	5
123.202.06O*	40	0.05	WHITE	5
123.202.07	50	0.050	RED	5
123.202.08	100	0.080	YELLOW	5

* Non DIN



Volumetric Pipette 1 mark Class B

- Compliance with DIN ISO 648 Standard
- Comes in amber colour enamel printing

Item Code	Capacity (ml)	Tolerance (± ml)	Colour Coding Band	Pack of
122.222.01	1	0.015	BLUE	5
122.222.02	2	0.020	ORANGE	5
122.222.03	5	0.030	WHITE	5
122.222.04	10	0.040	RED	5
122.222.05	20	0.060	YELLOW	5
122.222.06	25	0.060	BLUE	5
122.222.07	50	0.100	RED	5
122.222.08	100	0.150	YELLOW	5



Pipettes



Buy Now!



Volumetric Pipettes, 2 mark, Class AS

- Compliance with DIN ISO 648 Standard
- Printed in Amber Colour
- With Batch Certificate

Item Code	Capacity (ml)	Tolerance (\pm ml)	Colour Coding Band	Pack of
123.252.00*	0.5	0.005	2 BLACK	5
123.252.01	1	0.008	BLUE	5
123.252.02	2	0.010	ORANGE	5
123.252.02A*	3	0.01	BLACK	5
123.252.02B*	4	0.01	2 RED	5
123.252.03	5	0.015	WHITE	5
123.252.03A*	6	0.01	2 ORANGE	5
123.252.03B*	7	0.01	2 GREEN	5
123.252.03C*	8	0.02	BLUE	5
123.252.03D*	9	0.02	BLACK	5
123.252.04	10	0.020	RED	5
123.252.04A*	15	0.03	GREEN	5
123.252.05	20	0.030	YELLOW	5
123.252.06	25	0.030	BLUE	5
123.252.06E*	30	0.03	BLACK	5
123.252.06O*	40	0.05	WHITE	5
123.252.07	50	0.050	RED	5
123.252.08	100	0.080	YELLOW	5

* Non DIN



Buy Now!



Volumetric Pipettes 1 mark, Class AS

- Compliance with USP standard
- With Individual Certificate

Item Code	Capacity (ml)	Colour Code	Tolerance (\pm ml)	Pack of
123.220.00	0.5	2 BLACK	0.006	5
123.220.01	1	BLUE	0.006	5
123.220.02	2	ORANGE	0.006	5
123.220.02A	3	BLACK	0.010	5
123.220.02B	4	2 RED	0.010	5
123.220.03	5	WHITE	0.010	5
123.220.03A	6	2 ORANGE	0.010	5
123.220.03B	7	2 GREEN	0.010	5
123.220.03C	8	BLUE	0.020	5
123.220.03D	9	BLACK	0.020	5
123.220.04	10	RED	0.020	5
123.220.04E	15	GREEN	0.030	5
123.220.05	20	YELLOW	0.030	5
123.220.06	25	BLUE	0.030	5
123.220.06E	30	BLACK	0.030	5
123.220.06O	40	WHITE	0.050	5
123.220.07	50	RED	0.050	5
123.220.08	100	YELLOW	0.080	5

Volumetric Pipettes 1 mark, Class AS

- Compliance with USP standard
- With Batch Certificate

Item Code	Capacity (ml)	Colour Code	Tolerance (\pm ml)	Pack of
123.461.00	0.5	2 BLACK	0.006	5
123.461.01	1	BLUE	0.006	5
123.461.02	2	ORANGE	0.006	5
123.461.02A	3	BLACK	0.010	5
123.461.02B	4	2 RED	0.010	5
123.461.03	5	WHITE	0.010	5
123.461.03A	6	2 ORANGE	0.010	5
123.461.03B	7	2 GREEN	0.010	5
123.461.03C	8	BLUE	0.020	5
123.461.03D	9	BLACK	0.020	5
123.461.04	10	RED	0.020	5
123.461.04E	15	GREEN	0.030	5
123.461.05	20	YELLOW	0.030	5
123.461.06	25	BLUE	0.030	5
123.461.06E	30	BLACK	0.030	5
123.461.060	40	WHITE	0.050	5
123.461.07	50	RED	0.050	5
123.461.08	100	YELLOW	0.080	5



Buy Now!



ASTM Pipettes

Pipette Volumetric, Class-A, Serialized

- These Pipettes are manufactured from ASTM E-438, TYPE-1, BORO 3.3 GLASS
- Compliance to ASTM E-969, Standard
- Comes in amber colour enamel printing
- With individual work certificate

Item Code	Capacity (ml)	Tolerance (\pm ml)	Colour Coding Band	Pack of
123.454.00D	0.5	0.006	2 BLACK	6
123.454.01	1	0.006	BLUE	6
123.454.02	2	0.006	ORANGE	6
123.454.02A	3	0.01	BLACK	6
123.454.02B	4	0.01	2 RED	6
123.454.03	5	0.01	WHITE	6
123.454.03A	6	0.01	2 ORANGE	6
123.454.03B	7	0.01	2 GREEN	6
123.454.03C	8	0.02	BLUE	6
123.454.03D	9	0.02	BLACK	6
123.454.04	10	0.02	RED	6
123.454.04E	15	0.03	GREEN	6
123.454.05	20	0.03	YELLOW	6
123.454.06	25	0.03	BLUE	6
123.454.06E	30	0.03	BLACK	6
123.454.060	40	0.05	WHITE	6
123.454.07	50	0.05	RED	6
123.454.08	100	0.08	YELLOW	2



Buy Now!



Pipettes



Buy Now!

Pipette Volumetric, Class-A, Unserialized

- These Pipettes are manufactured from ASTM E-438, TYPE-1, BORO 3.3 GLASS
- Compliance to ASTM E-969, Standard
- Comes in amber colour enamel printing
- With Batch certificate

Item Code	Capacity (ml)	Tolerance (\pm ml)	Colour Coding Band	Pack of
123.450.00D	0.5	0.006	2 BLACK	6
123.450.01	1	0.006	BLUE	6
123.450.02	2	0.006	ORANGE	6
123.450.02A	3	0.01	BLACK	6
123.450.02B	4	0.01	2 RED	6
123.450.03	5	0.01	WHITE	6
123.450.03A	6	0.01	2 ORANGE	6
123.450.03B	7	0.01	2 GREEN	6
123.450.03C	8	0.02	BLUE	6
123.450.03D	9	0.02	BLACK	6
123.450.04	10	0.02	RED	6
123.450.04E	15	0.03	GREEN	6
123.450.05	20	0.03	YELLOW	6
123.450.06	25	0.03	BLUE	6
123.450.06E	30	0.03	BLACK	6
123.450.06O	40	0.05	WHITE	6
123.450.07	50	0.05	RED	6
123.450.08	100	0.08	YELLOW	2



Buy Now!

Pipette Volumetric, Class-B

- These Pipettes are manufactured from ASTM E-438, TYPE-1, CLASS-A, BORO 3.3 GLASS
- Compliance to ASTM E-969, Standard
- Comes in amber colour enamel printing

Item Code	Capacity (ml)	Tolerance (\pm ml)	Colour Coding Band	Pack of
122.422.00D	0.5	0.012	2 BLACK	6
122.422.01	1	0.012	BLUE	6
122.422.02	2	0.012	ORANGE	6
122.422.02A	3	0.02	BLACK	6
122.422.02B	4	0.02	2 RED	6
122.422.03	5	0.02	WHITE	6
122.422.03A	6	0.03	2 ORANGE	6
122.422.03B	7	0.03	2 GREEN	6
122.422.03C	8	0.04	BLUE	6
122.422.03D	9	0.04	BLACK	6
122.422.04	10	0.04	RED	6
122.422.04E	15	0.06	GREEN	6
122.422.05	20	0.06	YELLOW	6
122.422.06	25	0.06	BLUE	6
122.422.06E	30	0.06	BLACK	6
122.422.06O	40	0.10	WHITE	6
122.422.07	50	0.10	RED	6
122.422.08	100	0.16	YELLOW	2

Pipette Box

- Made of Polypropylene
- This Pipette Box is designed in such a way that it can hold Pipettes of different lengths
- The top of the box screws on the bottom and the height can be adjusted by screwing the top.

Item Code	Type	Pack of
171.303.01	Pipette Box	4



Buy Now!



Pipettes Bulb

- A normal pressure on the bulb permits the intake of the required quantity
- Used for repeated sampling

Item Code	Size	Capacity (ml)	Pack of
411.303.01	Small	5	10
411.303.02	Medium	10	10
411.303.03	Large	15	10
411.303.04	Oval	25	10
411.303.05	Super Large	50	10



Buy Now!



Si

280°C
SSSS

Silicon Rubber :

Item Code	Size	Capacity (ml)	Pack of
411.303.07	Small	5	10
411.303.08	Medium	10	10
411.303.09	Large	15	10
411.303.10	Extra Large	20	10
411.303.11	Oval	25	10
411.303.12	Super Large	50	10
411.303.13	Extra Super Large	100	10



Buy Now!

Pipettes

Pipette Controller

- Can fill 25 ml pipette under 4 seconds
- Safety valve and hydrophobic filters provide double protection against fluid penetration
- Two different speed modes - High & Low along with Gravity drain
- The pump speed can also be fine-tuned by varying finger pressure on operating knobs for better control of speed
- Cadmium free environment friendly NiMH batteries
- Batteries can be changed very easily by the user
- The intelligent charger prevents over charging / heating of batteries
- Low battery indicator
- The specially designed Desktop Stand enables the Pipette Controller to be charged while resting on it.
- The Pipette Controller can hold the serological pipette while resting on Desktop Stand.



Technical Data

Power	2 x 1.2 V / 1000 mAh NiMH batteries
Battery Service Life	Eight hours continuous use
Battery Charging Time	2 - 3 hours to charge fully
Volumetric Range	Plastic or Glass pipette from 0.1 ml up to 200 ml
Safety System	Replaceable hydrophobic 0.45 µm PTFE filter Safety check valve
Standard Accessory	Battery charger (UK plug) Desktop Stand Hydrophobic PTFE membrane filter 0.45 µm 1Pc Hydrophobic PTFE membrane filter 0.20 µm 1Pc Wall mounting stand with screw

Ordering Information



Buy Now!

Item Code	Description	Pack of
501.404.01	Pipette Controller - Blue	1



Pipette Filler

50 ml, with a release valve to allow adjustment of liquid



Buy Now!

Item Code	Description	Pack of
415.303.01	Red colour, made of natural rubber	4
415.303.02	Blue colour, made of silicon rubber	4

Pipette Pump

- Presenting a fast release pipetting device for precise pipetting & zip quick emptying
- The Knurled thumbwheel can be rotated to draw up or dispense liquids while the releaser may be pushed in for zip- quick emptying
- The moulded chuck has a silicon rubber collet inside to hold various pipettes of standard sizes
- It resists acids & alkalies and can be easily disassembled for thorough cleaning.

Material : Acrylonitrile Butadiene Styrene

Item Code	Capacity (ml)	Pack of
104.303.01	2	12
104.303.02	10	12
104.303.03	25	12



Buy Now!



Pipette Stand (Horizontal)

- This detachable stand can hold 12 pipettes, 6 on each side, in a horizontal position
- This autoclavable stand has two sides which are attached to each other with three metallic rods coated with Polypropylene
- This stand can be easily disassembled for space saving storage.

Material : Polypropylene

Item Code	Type	Pack of
168.303.01	For 12 Pipettes	6



Buy Now!





Pipette Stand (94 Pipettes- Rotary)

- This unique Stand holds a maximum of 94 pipettes and rotates on a central vertical axis for convenient selection of any particular pipette
- The lower rotating disc has four concentric troughs with tapered sides and open bottom which cradle the pipette tips protectively and permit water drops to run off
- The upper disc has a grid pattern concentric with the bottom disc and keeps the pipettes vertical
- Liquids draining off the pipettes are retained on the top of the stationary base by the outer ring
- This stand can be easily disassembled & reassembled.

Material : Polypropylene



Buy Now!

Item Code	Capacity	Pack of
170.303.01	For 94 Pipettes	1



Pipette Stand (Vertical)

- This is a stable, non-corrosive, detachable stand which can hold 28 pipettes with maximum dia 14 mm
- The heavy base measures 225 mm in diameter and a Polypropylene coated square rod measuring 375 mm in length is screwed into the base
- The top disc that can be fixed on the rod has holes for holding pipettes while the lower one has pilot holes where the pipette tips rest and liquids drain down to the base
- These discs can be adjusted on the rod according to the length of the pipette
- The arrows provided on the discs should be kept parallel to ensure that corresponding holes are being centered.

Material : Polypropylene



Buy Now!

Item Code	Capacity	Pack of
169.303.01	For 28 Pipettes	1

Tube, Safety Burner

- Use with Bunsen Burners
- Available in Natural and Neoprene Rubber
- Tube has reinforced ends for better grip

Natural Rubber :

Item Code	Length (mm)	ID x OD (mm)	Pack of
406.BB.01	450	8 x 14	1
406.BB.02	600	8 x 14	1
406.BB.03	900	8 x 14	1
406.BB.04	1000	8 x 14	1



Buy Now!



Neoprene Rubber :

Item Code	Length (mm)	ID x OD (mm)	Pack of
426.BB.01	450	5 x 8	1
426.BB.02	600	5 x 8	1
426.BB.03	900	5 x 8	1
426.BB.04	1000	5 x 8	1



Buy Now!



Cork, Rubber Neoprene

- Easy distinguishable blue color for lab use
- Flame resistant & Autoclavable
- Tolerates weathering & ozone
- Working temp. are 50 to 120°C
- Has excellent low gas permissibility



Buy Now!



Item Code	Cork No.	Top (±2 mm)	Bottom (±2 mm)	Height (±2 mm)	Pack of
420.303.01	5		5.0		10
420.303.02	6	9.0	6.0	16.0	10
420.303.03	8	10.5	8.0	20.0	10
420.303.04	9	11.5	9.0	20.0	10
420.303.05	10	12.5	10.0	20.0	10
420.303.06	11	14.0	11.0	24.0	10
420.303.07	13	16.0	13.0	24.0	10
420.303.08	15	18.0	15.0	24.0	10
420.303.09	17	20.5	17.0	26.0	10
420.303.10	18	21.0	18.0	26.0	10
420.303.11	19	22.5	19.0	28.0	10
420.303.12	21	24.5	21.0	28.0	10
420.303.13	23	26.5	23.0	28.0	10
420.303.14	25	28.5	25.0	28.0	10
420.303.15	27	31.0	27.0	32.0	10
420.303.16	29	31.0	29.0	32.0	10
420.303.17	31	36.0	31.0	35.0	10
420.303.18	33	38.5	33.0	38.5	10
420.303.19	35	45.5	35.0	36.5	10
420.303.20	38	42.5	38.0	40.5	10
420.303.21	40	49.5	40.0	40.5	10

Cork, Rubber

- Made of RSS-S grade rubber
- More pure rubber than regular stopper and has clear incineration & biodegradable property
- Permissible temp. upto 80°C & Shore Hardness 45

Item Code	Cork No.	Top (±2 mm)	Bottom (±2 mm)	Height (±2 mm)	Pack of
410.303.01	000	9	6	16	10
410.303.02	0	13	9	15.5	10
410.303.03	1	14	11	18.5	10
410.303.04	2	16.5	13	20	10
410.303.05	3	19	14	21	10
410.303.06	4	21	15	22	10
410.303.07	5	22.5	17.5	23	10
410.303.08	6	24.5	20	24	10
410.303.09	7	26	20	27.5	10
410.303.10	8	26.5	21	27.5	10
410.303.11	9	28	21.5	31	10
410.303.12	10	30	26	33	10
410.303.13	11	33	29	32	10
410.303.14	12	34.5	30	34.5	10
410.303.15	13	38.5	31	37	10
410.303.16	14	41.5	32	42.5	10
410.303.17	15	42	38	40.5	10
410.303.18	16	45	35	36.5	10
410.303.19	17	49.5	40	40.5	10
410.303.20	18	53.5	48	33.5	10
410.303.21	19	58	44	45	10
410.303.22	20	60	51	56.5	10



Buy Now!



Cork, Rubber (Euro Design) DIN 12871

Item Code	Top (±2 mm)	Bottom (±2 mm)	Height (±2 mm)	Pack of
410.303.23	6.5	3.5	15	10
410.303.24	9	5	20	10
410.303.25	12	8	20	10
410.303.26	14.5	10.5	20	10
410.303.27	16.5	12.5	20	10
410.303.28	18	14	20	10
410.303.29	22	17	25	10
410.303.30	24	18	30	10
410.303.31	27	21	30	10
410.303.32	29	23	30	10
410.303.33	32	26	30	10
410.303.34	35	29	30	10
410.303.35	38	31	35	10
410.303.36	44	36	40	10
410.303.37	49	41	40	10
410.303.38	55	47	40	10
410.303.39	59.5	50.5	45	10
410.303.40	65	56	45	10
410.303.41	70	60	50	10
410.303.42	75.5	64.5	55	10
410.303.43	83	71	60	10
410.303.44	92	79	65	10
410.303.45	100	87	65	10
410.303.46	107	94	65	10



Buy Now!





Buy Now!

Cork, Silicon

- Made of high quality food grade FDA approved silicone, translucent
- Non reactive & very useful for organic chemistry use
- Resistant to high pressure, vacuum, Steam sterilization & UV sterilization
- Working temp. are 50 to 250°C
- Shore Hardness 45A

Item Code	Cork No.	Top (±2 mm)	Bottom (±2 mm)	Height (±2 mm)	Pack of
405.303.01	9	11.5	9	20	10
405.303.02	11	14	11	24	10
405.303.03	13	16	13	24	10
405.303.04	15	18	15	24	10
405.303.05	17	20	17	26	10
405.303.06	18	21	18	26	10
405.303.07	19	22.5	19	28	10
405.303.08	23	25.5	23	28	10
405.303.09	25	28.5	25	28	10
405.303.10	27	31	27	32	10
405.303.11	29	33	29	32	10
405.303.12	31	36	31	35	10
405.303.13	33	38.5	33	38.5	10



Buy Now!

Cork, Silicon, Euro design

- Complies with DIN 12871 Standards

Item Code	Top (±2 mm)	Bottom (±2 mm)	Height (±2 mm)	Pack of
405.303.14	6.5	3.5	15	10
405.303.15	9	5	20	10
405.303.16	12	8	20	10
405.303.17	14.5	10.5	20	10
405.303.18	16.5	12.5	20	10
405.303.19	18	14	20	10
405.303.20	22	17	25	10
405.303.21	24	18	30	10
405.303.22	27	21	30	10
405.303.23	29	23	30	10
405.303.25	35	29	30	10
405.303.26	38	31	35	10
405.303.27	44	36	40	10
405.303.28	49	41	40	10
405.303.29	55	47	40	10
405.303.30	59.5	50.5	45	10
405.303.31	65	56	45	10
405.303.32	70	60	50	10
405.303.33	75.5	64.5	55	10
405.303.34	83	71	60	10
405.303.35	92	79	65	10
405.303.36	100	87	65	10
405.303.37	107	94	65	10

Tubing, Natural Rubber

- Tubing is suitable for laboratory, pharmaceutical, industrial and educational purposes
- Comes in Red colour
- Tolerance $\pm 0.2\text{MM}$
- Made of RSS-3 grade rubber
- Has incineration & biodegradable property
- Permissible temp. -20°C to -70°C

Item Code	Inner Diameter (ID in MM)	Wall Thickness (WT in MM)	Outer Diameter (OD in MM)	Pack of
406.303.01	4.0	1.0	6	10 Mtr.
406.303.02	5.0	1.5	8	10 Mtr.
406.303.03	6.0	1.5	9	10 Mtr.
406.303.04	7.0	1.5	10	10 Mtr.
406.303.05	8.0	1.5	11	10 Mtr.
406.303.06	9.0	2.0	13	10 Mtr.
406.303.07	10.0	2.0	14	10 Mtr.
406.303.08	12.0	2.0	16	10 Mtr.



Buy Now!



Tubing, Pressure Rubber

- Suitable for laboratory, pharmaceutical, industrial and educational purposes
- Made of Natural Rubber
- Resistant to light acids, light alkalis
- Tolerance $\pm 0.2\text{MM}$
- Shore Hardness 50-55A
- Permissible temp. -20°C to -70°C

Item Code	Inner Diameter (ID in MM)	Wall Thickness (WT in MM)	Outer Diameter (OD in MM)	Pack of
408.303.01	3.0	3.0	9	10 Mtr.
408.303.02	5.0	3.0	11	10 Mtr.
408.303.03	6.0	3.0	12	10 Mtr.
408.303.04	8.0	3.0	14	10 Mtr.
408.303.05	9.0	3.0	15	10 Mtr.
408.303.06	10.0	4.0	18	10 Mtr.
408.303.07	12.0	4.0	20	10 Mtr.



Buy Now!





Buy Now!



Tubing, High Pressure Rubber

- Suitable for laboratory, pharmaceutical, industrial and educational purposes
- Made of Natural Rubber
- Resistant to light acids, light alkalis
- Tolerance $\pm 0.2\text{MM}$
- Shore Hardness 50-55A
- Permissible temp. -20°C to -70°C

Item Code	Inner Diameter (ID in MM)	Wall Thickness (WT in MM)	Outer Diameter (OD in MM)	Pack of
409.303.01	3.0	5.0	13	10 Mtr.
409.303.02	5.0	5.0	15	10 Mtr.
409.303.03	6.0	5.0	16	10 Mtr.
409.303.04	8.0	5.0	18	10 Mtr.
409.303.05	9.0	5.0	19	10 Mtr.
409.303.07	10.0	6.0	22	10 Mtr.
409.303.06	12.5	6.5	24	10 Mtr.



Buy Now!

Tubing Pressure Green :

Item Code	Inner Diameter (ID in MM)	Wall Thickness (WT in MM)	Outer Diameter (OD in MM)	Pack of
401.303.01	6.4	3.2	12.8	10 Mtr.



Buy Now!

Tubing, Blood Pressure Green Superior :

Item Code	Inner Diameter (ID in MM)	Wall Thickness (WT in MM)	Outer Diameter (OD in MM)	Pack of
403.303.01	3	2.5	8	10 Mtr.

Tubing, Silicon Rubber

- Complies with USPVI standards & FDC21 CFR 177 2600 Complaint
- Made of high quality food grade
- Non reactive & very useful for organic chemistry use
- Resistant to high pressure, vacuums, Steam sterilization & UV sterilization
- Working temp. are -50 to 250°C
- Shore Hardness 45A

Item Code	Inner Diameter (ID in MM)	Wall Thickness (WT in MM)	Outer Diameter (OD in MM)	Pack of
400.303.01	2	1	4	10 Mtr.
400.303.02	3	1	5	10 Mtr.
400.303.03	3	1.5	6	10 Mtr.
400.303.04	4	1	6	10 Mtr.
400.303.05	4	1.5	7	10 Mtr.
400.303.06	5	1	7	10 Mtr.
400.303.07	5	1.5	8	10 Mtr.
400.303.08	6	1	8	10 Mtr.
400.303.09	6	1.5	9	10 Mtr.
400.303.10	6	2	10	10 Mtr.
400.303.11	6	3	12	10 Mtr.
400.303.12	7	1.5	10	10 Mtr.
400.303.13	7	2	11	10 Mtr.
400.303.14	8	1.5	11	10 Mtr.
400.303.15	8	2	12	10 Mtr.
400.303.16	8	3	14	10 Mtr.
400.303.17	9	2	13	10 Mtr.
400.303.18	10	2	14	10 Mtr.
400.303.19	10	3	16	10 Mtr.
400.303.20	12	3.5	19	10 Mtr.
400.303.22	14	3	20	10 Mtr.
400.303.23	15	4	23	10 Mtr.
400.303.24	16	3	22	10 Mtr.



Buy Now!



Tubing, Silicon Platinum Cured

Item Code	Inner Diameter (ID in MM)	Wall Thickness (WT in MM)	Outer Diameter (OD in MM)	Pack of
400.350.03	3.0	1.5	6	1 Mtr.
400.350.05	4.0	1.5	7	1 Mtr.
400.350.07	5.0	1.5	8	1 Mtr.
400.350.09	6.0	1.5	9	1 Mtr.
400.350.10	6.0	2.0	10	1 Mtr.
400.350.12	7.0	1.5	10	1 Mtr.
400.350.13	7.0	2.0	11	1 Mtr.
400.350.14	8.0	1.5	11	1 Mtr.
400.350.15	8.0	2.0	12	1 Mtr.
400.350.17	9.0	2.0	13	1 Mtr.
400.350.18	10.0	2.0	14	1 Mtr.
400.350.20	12.0	2.0	16	1 Mtr.



Buy Now!



Tubing, Vacuum

- Made of pure natural rubber.
- Used for high pressure applications
- Available in per meter
- Walls does not collapse at high pressure applications



Buy Now!

Item Code	ID x OD (mm)	Pack of
407.303.01	6 x 19	1 Mtr.
407.303.02	8 x 22	1 Mtr.



Available in **pack of 10 only**



Buy Now!

Teats

- Used in laboratory with droppers for dispensing drops or qualitative amounts of liquids or chemicals.

Item Code	Type	Rubber Type	Capacity	Pack of
414.303.01	Conical	Natural Rubber	1	100
414.303.02	Conical	Natural Rubber	2-3	100
414.303.03	Round	Natural Rubber	1	100
414.303.04	Conical	Silicon Rubber	1	100
414.303.05	Conical	Silicon Rubber	2-3	100
561.303.01	Round	Latex Rubber	Small	100
561.303.02	Round	Latex Rubber	Large	100



Sheet, Rubber Corrugated


- Used in Industrial Shelves, Hospital and Medical Buildings

Item Code	Dimension (mm)	Pack of
402.303.01	350 x 150	4



Buy Now!

Available in **Pack of 10 Meter Coil** only




Mat, Laboratory

Item Code	Dimension (mm)	Rubber Type	Pack of
402.400.01	12" x 12"	Natural Rubber	4
402.400.02	12" x 12"	Silicone Rubber	4



Buy Now!

Minimum order quantity : **5 Meter coil**



Sheet, Laboratory

- Used to avoid direct surface Contact of glassware products on the solid surface.


Item Code	Dimension (mm)	Rubber Type	Pack of
402.500.01	9.5" x 9.5" x 2.7	Natural Rubber	4
402.500.02	9.5" x 9.5" x 2.7	Silicone Rubber	4



Buy Now!



Stopcocks



GLASS
BORO
3.3

Chemical
Resistant

Rotaflow



Buy Now!

PTFE Needle Valve Stopcock, Straight

Item Code	Bore Size (mm)	Pack of
299.202.01	0-3	10
299.202.02	0-6	10



GLASS
BORO
3.3

Chemical
Resistant


PTFE



Buy Now!

PTFE Key Stopcock, Straight

Item Code	Size (mm)	Bore Size (mm)	Pack of
300.202.01	12.5	2.5	10
300.202.02	14.5	2.5	10
300.202.03	14.5	4.0	10
300.202.04	18.8	6.0	10



GLASS
BORO
3.3

Chemical
Resistant

GLASS



Buy Now!

Glass Stopcock, Straight

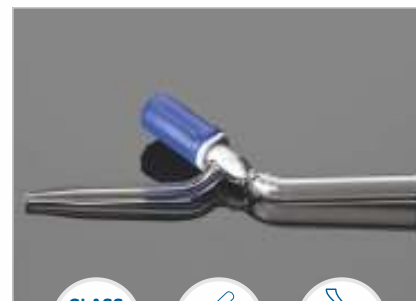
Item Code	Size (mm)	Bore Size (mm)	Pack of
301.202.01	12.5	2.5	10
301.202.02	14.5	2.5	10
301.202.03	14.5	4.0	10
301.202.04	18.8	6.0	10

PTFE Needle Valve Stopcock, For Burette

Item Code	Bore Size (mm)	Pack of
302.202.01	0-3	10



Buy Now!



GLASS
BORO
3.3

Chemical
Resistant


Rotaflo

PTFE Key Stopcock, For Burette

Item Code	Size (mm)	Bore Size (mm)	Pack of
303.202.01	12.5	2.5	10



Buy Now!



GLASS
BORO
3.3

Chemical
Resistant

PTFE

Glass Key Stopcock, For Burette

Item Code	Bore Size (mm)	Pack of
304.202.01	0-3	10



Buy Now!



GLASS
BORO
3.3

Chemical
Resistant

GLASS

Stopcocks



Buy Now!


Detachable PTFE Key Stopcock, For Burette

Item Code	Pack of
306.202.01D	10

GLASS
BORO
3.3

Chemical
Resistant

PTFE



Buy Now!

PTFE Needle Valve Stopcock, 90°

Item Code	Bore Size (mm)	Pack of
305.202.01	0-3	10
305.202.02	0-6	10

GLASS
BORO
3.3

Chemical
Resistant

Rotaflow



Buy Now!

PTFE Needle Valve Stopcock, For Automatic Burette

Item Code	Bore Size (mm)	Pack of
306.202.01	0-3	10

GLASS
BORO
3.3

Chemical
Resistant

Rotaflow

ASTM (E-675) PTFE Key stopcock, straight *New*

Item Code	Bore (mm)	Diameter of plug to center-line of bore (mm)	Shell Length (mm)	Pack of
300.402.01	2	12	30	10
300.402.02	4	14	40	10
300.402.03	6	16	44	10



Buy Now!



Stoppers

Stoppers, Hollow with Tip

- In compliance with Din 12252 standard
- Used on different kind of jointed products like bottles, stoppered cylinder and jointed flasks mainly volumetric flasks.
- Hexagonal head if placed on at head end avoids contamination of ground surface, with hexagonal form head it also helps in preventing the rolling of the stopper and provides a good grip.
- The stoppers below comes in drip tip form also which if placed on the flask helps liquid to return to the flask till the last drop.



Buy Now!

DIN 12252

Item Code	N/S	Bottom Type	Pack of
011.205.01	10/19	Tip	100
011.205.02	12/21	Tip	100
011.205.03	14/23	Tip	100
011.205.04	19/26	Tip	100
011.205.05	24/29	Tip	100
011.205.06	29/32	Tip	100
011.205.07	34/35	Tip	50



Buy Now!

Stopper, Polyethylene *New*

- Agronomic Design
- In compliance with Din 12254 standard
- Used mainly with volumetric flasks the Flower-Power™ form large head provides good grip and also protects flasks from breaking if it drops accidentally
- Available in Multiple Color against Anaquel 100 Pieces

White & Blue DIN 12254

Item Code	N/S	Pack of
011.232.01	10/19	100
011.232.02	12/21	100
011.232.03	14/23	100
011.232.04	19/26	100
011.232.05	24/29	100
011.232.06	29/32	100
011.232.07*	34/35	100

* Non DIN

Solid Penny Head Stoppers

- For ASTM Standard Flasks
- The Flasks with ASTM E-288 can also be provided with Penny Head Stoppers

Item Code	Description	Pack of
012.269.02	STOPPER NO 13	100
012.269.02A	STOPPER NO 16	100
012.269.03	STOPPER NO 19	100
012.269.04	STOPPER NO 22	100
012.269.05	STOPPER NO 27	100



Buy Now!



PS: Penny Head Stoppers can be provided in Amber color. Prices can be sent on request.

PE Stopper (ASTM) *New*

Item Code	Description	Pack of
011.432.01	STOPPER NO 8	25
011.432.02	STOPPER NO 9	25
011.432.03	STOPPER NO 13	25
011.432.04	STOPPER NO 16	25
011.432.05	STOPPER NO 19	25
011.432.06	STOPPER NO 22	25
011.432.07	STOPPER NO 27	25
011.432.08	STOPPER NO 38	25



Buy Now!



PTFE Stopper *New*

Item Code	Description	Pack of
011.478.01	STOPPER NO 8	25
011.478.02	STOPPER NO 9	25
011.478.03	STOPPER NO 13	25
011.478.04	STOPPER NO 16	25
011.478.05	STOPPER NO 19	25
011.478.06	STOPPER NO 22	25
011.478.07	STOPPER NO 27	25
011.478.08	STOPPER NO 38	25



Buy Now!





Buy Now!



Tubes Culture Round Bottom

- Made from ASTM E-438 Type-1 Class A, Boro 3.3 glass
- With Screw Thread and Teflon Liner
- Leakproof
- Comes with PP Screw Cap

Item Code	O.D. x Length (mm)	Bottom Type	Pack of
082.204.01	12 x 100	Round	100
082.204.02B	16 x 75	Round	100
082.204.02	16 x 100	Round	100
082.204.03	16 x 125	Round	100
082.204.04	16 x 160	Round	100
082.204.05	18 x 180	Round	100
082.204.06	20 x 100	Round	100
082.204.07	20 x 200	Round	100
082.204.08	22 x 200	Round	100
082.202.05	25 x 100	Round	100
082.202.06	25 x 150	Round	100
082.202.07	25 x 200	Round	50
082.204.13	38 x 200	Round	50



Buy Now!



Tubes, Amber Culture Media, Round Bottom

- The uniform Amber colour is highly durable and chemical resistance
- Leakproof
- Comes with PP Screw Cap & PTFE Liner

Item Code	Capacity (ml)	O.D. x Length (mm)	Bottom Type	Pack of
082.279.05	5	16 x 75	Round	100
082.279.05A	10	16 x125	Round	100
082.279.10	30	25 x 100	Round	100
082.279.10A	60	25 x 200	Round	100

PS: Test Tubes in other sizes can be provided on request

Tubes, Culture Media, Flat Bottom

- Made from ASTM E-438 Type-1 Class A, Boro 3.3 glass
- Printed in matt finish white colour enamel
- Comes with PP Screw Cap & PTFE Liner
- Uniform wall Thickness

Item Code	Capacity (ml)	O.D. x Length (mm)	Bottom Type	Pack of
083.204.02C	5	16 x 50	Flat	100
083.202.01	5	18 x 45	Flat	100
083.202.02A	10	25 x 50	Flat	100
083.202.02AB	15	25 x 57	Flat	100
083.202.02B	20	25 x 72	Flat	100
083.202.03	30	25 x 95	Flat	100
083.202.04	40	25 x 145	Flat	100



Buy Now!



Tubes, Amber Culture Media, Flat Bottom

- Made from ASTM E-438 Type-1 Class A, Boro 3.3 glass
- The uniform Amber colour is highly durable and chemical resistance
- Comes with PP Screw Cap & PTFE Liner

Item Code	Capacity (ml)	O.D. x Length (mm)	Bottom Type	Pack of
083.279.01	5	16 x 50	Flat	100
083.279.01A	5	18 x 45	Flat	100
083.279.02	10	25 x 50	Flat	100
083.279.03	15	25 x 57	Flat	100
083.279.04	20	25 x 72	Flat	100
083.279.06	30	25 x 100	Flat	100
083.279.06A	40	25 x 145	Flat	100



Buy Now!



PS: Test Tubes in other sizes can be provided on request



Buy Now!

Test Tube, Re-usable,

- Made from ASTM E-438 Type-1 Class A, Boro 3.3 glass
- Without Rim EN ISO-4142
- Uniform wall Thickness
- Excellent heat transfer

Item Code	Capacity (ml)	O.D. x Height (mm)	Thickness (mm)	Pack of
097.202.01	3	10 x 75	1.0	100
097.202.02	5	12 x 75	1.0	100
097.202.03	6	12 x 100	1.0	100
097.202.04	13	15 x 125	1.2	100
097.203.05	15	15 x 150	1.2	100
097.202.05	27	18 x 150	1.2	100
097.203.06	45	20 x 150	1.2	100
097.211.07A	38	25 x 100	1.2	100
097.202.06	55	25 x 150	1.2	100
097.202.07	60	25 x 200	1.2	100
097.211.10A	100	32 x 200	1.4	50
097.211.12	150	38 x 200	1.4	50



Buy Now!

Test Tube, Re-usable

- Made from ASTM E-438 Type-1 Class A, Boro 3.3 glass
- With Rim EN ISO-4142
- Uniform wall Thickness
- Excellent heat transfer

Item Code	Capacity (ml)	O.D. x Height (mm)	Thickness (mm)	Pack of
097.215.01	3	10 x 75	1.0	100
097.215.02	5	12 x 75	1.0	100
097.215.03	7	12 x 100	1.0	100
097.215.04	13	15 x 125	1.2	100
097.215.04A	15	15 x 150	1.2	100
097.215.06	27	18 x 150	1.2	100
097.215.07	45	20 x 150	1.2	100
097.215.08	38	25 x 100	1.2	100
097.215.08A	55	25 x 150	1.2	100
097.215.08B	70	25 x 200	1.2	100
097.215.12	100	32 x 200	1.4	50
097.215.14	150	38 x 200	1.4	50

Test Tube Manufactured BORO 5.1 GLASS

- Complies with EN ISO-4142
- Without Rim
- These tubes come with uniform wall thickness
- Excellent heat transfer

Item Code	Capacity (ml)	O.D. x Height (mm)	Thickness (mm)	Pack of
099.202.01	3	10 x 75	1.0	100
099.203.02	5	12 x 75	1.0	100
099.202.02	7	12 x 100	1.0	100
099.202.03	13	15 x 125	1.0	100
099.202.04	15	15 x 150	1.0	100
099.202.05	27	18 x 150	1.0	100
099.203.06	45	20 x 150	1.0	100
099.202.06	55	25 x 150	1.0	100
099.203.07	70	25 x 200	1.0	100



Buy Now!



Closure Cap for Test Tubes

- Made of Polypropylene

Item Code	Size for Tube (mm)	Pack of
100.202.01	12	100
100.202.02	15	100
100.202.03	18	100
100.202.04	20	100
100.202.05	25	100



Buy Now!



Turnover Flange Septa

- Ideal for moisture or air sensitive applications.
- Excellent re-sealing capability.

For Test Tube: Non - Serrated in Natural Rubber

Item Code	Size (mm)	Pack of
410.600.01	12	10
410.600.02	15	10
410.600.03	18	10
410.600.04	25	10



Buy Now!

For Test Tube: Serrated in Natural Rubber

Item Code	Size (mm)	Pack of
410.600.05	12	10
410.600.06	15	10
410.600.07	18	10
410.600.08	25	10



Buy Now!

For Test Tube: Non - Serrated in Silicon Rubber

Item Code	Size (mm)	Pack of
405.600.01	12	10
405.600.02	15	10
405.600.03	18	10
405.600.04	25	10



Buy Now!

For Test Tube: Serrated in Silicon Rubber

Item Code	Size (mm)	Pack of
405.600.05	12	10
405.600.06	15	10
405.600.07	18	10
405.600.08	25	10



Buy Now!



Test Tube

- With Interchangeable Stopper

Item Code	Height x O.D. (mm)	Stopper Size	Pack of
096.202.01	100 x 12	10/19	100
096.202.02	125 x 15	12/21	100
096.202.03	150 x 18	14/23	100
096.202.04	150 x 25	19/26	100
096.202.05	200 x 25	19/26	100
096.202.06	200 x 32	24/29	50
096.202.07	200 x 38	24/29	50



Buy Now!



Test Tube

- With joint & stopper
- With Graduation

Item Code	Height x O.D. (mm)	Stopper Size	Pack of
095.202.01	100 x 12	10/19	100
095.202.02	125 x 16	12/21	100
095.202.03	150 x 18	14/23	100
095.202.04A	150 x 25	19/26	100
095.202.04	200 x 25	19/26	100
095.202.06	200 x 32	24/29	50
095.202.07	200 x 38	24/29	50



Buy Now!





Buy Now!

Tube, COD Digestion Tube *New*

- Made from thick walled, mechanically very resistance borosilicate glass
- Used in COD Disintegration
- Printed in White colour enamel

Item Code	O.D. x Length (mm)	Pack of
091.202.15	26 x 205	10
091.202.17	39 x 205	10



Buy Now!

Test Tube, Flat Bottom *New*

- Made of borosilicate glass, designed with a flat bottom
- High thermal shock resistance
- Designed without a rim
- Used for pathological tests and disintegration apparatus

Item Code	O.D. x Length (mm)	Pack of
093.202.02	12 x 75	100
093.202.06A	18 x 138	100
093.202.03	14 x 110	100

Tube, Reaction *New*

- Made from ASTM E-438 Type-1 Class A, Boro 3.3 glass

Item Code	Capacity (ml)	Socket	Pack of
047.202.06	25	14/20	1



Buy Now!



Brush, Test Tube

Item Code	Type	Material	Pack of
593.303.02	Test Tube Brush	Nylon	50



Buy Now!





Buy Now!

Test Tube Baskets

- Made of Polypropylene
- Are autoclavable and non-corrosive
- Ideal for rinsing & draining glassware
- Useful for storage of test tubes or culture tubes during sterilization or incubation

Item Code	Size	Pack of
167.303.01	140 x 120 x 110 mm	6
167.303.02	160 x 160 x 160 mm	6
167.303.03	400 x 400 x 100 mm	6



Buy Now!

Test Tube Stand

this autoclavable stand is perhaps the most commonly used Test Tube Stand in various laboratories. For better visibility, this 6 place rack is end supported by 2 columns. The top plate has 2 holes for holding 25 mm dia test tubes, four holes to hold 16 mm dia tubes where as the base has corresponding hemispherical wells. It also has six vertical pins for drying tubes.

Material : Polypropylene

Item Code	Size	Pack of
161.303.01	16 mm. & 25 mm ø Tubes	12
161.303.02	25 mm. Tubes	12

Test Tube Stand (Round)

a handy, little, space saver, this circular twelve place Polypropylene Test Tube Stand has four 25 mm. dia holes & eight 19 mm dia holes in its top plate. The base has matching hemispherical wells & 16 vertical pins for drying tubes surrounded by a trough to catch drippings. This autoclavable rack can be easily disassembled for cleaning purpose.

Material : Polypropylene

Item Code	Size	Pack of
162.303.01	19 mm. & 25 mm. Tubes	2



Buy Now!



Test Tube Stand (3 TIER)

- Made of Polypropylene
- Ingenious racks with 3-Tier design provide clear view of the tube contents
- Convenient inserting & removal of tubes
- Every part of rack is coloured & opaque
- Are autoclavable and withstand sub-freezing temperatures

Item Code	Size/Capacity	Pack of
163.303.01	13 mm x 31 Tubes	2
163.303.02	16 mm x 31 Tubes	2
163.303.03	20 mm x 20 Tubes	2
163.303.04	25 mm x 12 Tubes	2
163.303.05	25 mm x 18 Tubes	2
163.303.06	32 mm x 12 Tubes	2
163.303.07	25 mm x 36 Tubes	2
163.303.08	13 mm x 18 Tubes	4
163.303.09	15 mm x 18 Tubes	4
163.303.10	18 mm x 12 Tubes	4
163.303.11	13 mm x 62 Tubes	2
163.303.12	16 mm x 62 Tubes	2
163.303.13	20 mm x 40 Tubes	2
163.303.14	13 mm x 48 Tubes	2
163.303.15	13 mm x 72 Tubes	2



Buy Now!





Buy Now!



Test Tube Stand (3 TIER)

- Made of Polycarbonate
- Ingenious racks with 3-Tier design provide clear view of the tube contents
- Convenient inserting & removal of tubes
- Every part of raw is coloured & opaque
- Are autoclavable and withstand sub-freezing temperatures
- Has transparent upper & middle plates where plates

Item Code	Size/Capacity	Pack of
164.303.01	13 mm x 31 Tubes	2
164.303.02	16 mm x 31 Tubes	2
164.303.03	20 mm x 20 Tubes	2
164.303.04	25 mm x 12 Tubes	2
164.303.05	13 mm x 62 Tubes	2
164.303.06	16 mm x 62 Tubes	2
164.303.07	20 mm x 40 Tubes	2
164.303.08	25 mm x 24 Tubes	2
164.303.09	25 mm x 18 Tubes	2
164.303.10	25 mm x 36 Tubes	2
164.303.11	32 mm x 12 Tubes	2



Buy Now!



Test Tube Stand (Wire Pattern)

- Made of Polypropylene
- Economical substitute for wire racks
- Are autoclavable and stackable when empty
- Available in different colours and are made of a special blend of Polypropylene that makes it sink in a water bath and maintain their stability even in agitated water
- Easily disassembling for cleaning purpose
- base is in the form of a grid with square openings and has fold up sides and end bars that lock in to rack tops

Item Code	Size/Capacity	Pack of
166.303.01	13 mm. x 90 Tubes	6
166.303.02	16 mm. x 60 Tubes	6
166.303.03	20 mm. x 40 Tubes	6
166.303.04	25 mm. x 24 Tubes	6
166.303.05	30 mm. x 21 Tubes	6

Manufactured from ASTM E-438, Type-1, CLASS-A, BORO 3.3 GLASS. These tubes come with uniform wall thickness for maximum heat transfer and chemical resistance

Centrifuge Tubes, Conical Bottom Graduated

- Made from ASTM E-438 Type-1 Class A, Boro 3.3 glass
- Uniform wall Thickness
- Study Lip

Item Code	Capacity (ml)	Height x O.D. (mm)	Pack of
088.202.01	5	100 x 13	100
088.202.02	10	110 x 15	100
088.202.03	15	120 x 17	100
088.202.04	25	125 x 22	100
088.202.05	50	125 x 29	50



Buy Now!



Centrifuge Tubes, Conical Bottom

- Made from ASTM E-438 Type-1 Class A, Boro 3.3 glass
- Uniform wall Thickness
- Study Lip

Item Code	Capacity (ml)	Height x O.D. (mm)	Pack of
089.202.02	5	100 x 13	100
089.202.03	10	110 x 15	100
089.202.05	15	120 x 17	100
089.202.06	25	125 x 22	100
089.202.07	50	125 x 29	50



Buy Now!





Buy Now!

Tube, Centrifuge

- Round Bottom Graduated
- Made from ASTM E-438 Type-1 Class A, Boro 3.3 glass
- Printed in Blue colour

Item Code	Capacity (ml)	Height x O.D. (mm)	Pack of
094.202.01	12	16 x 110	100
094.202.02	30	24 x 110	100
094.202.03	40	28 x 110	50
094.202.04	50	30 x 110	50
094.202.05	100	45 x 110	50
094.202.07	200	55 x 116	50



Buy Now!

Glassco Distilling Receiver, Graduated, With Hooks *New*

- Made from ASTM E-438 Type-1 Class A, Boro 3.3 glass
- Centrifuge tube shaped receiver with an upper standard taper joint has two glass hooks 180° apart
- Uniform wall Thickness

Item Code	Capacity (ml)	Socket Size	Size	Pack of
088.468.03	15	14/20	18x140	1

Centrifuge Tube Conical Bottom

- Made of Polypropylene
- Are Clear Strong & Safe
- Are autoclavable and both printed graduation
- Leakproof
- Can withstand forces upto 7500 x G 15ml & 1200 x G for 50 ml

Item Code	Capacity (ml)	Pack of
135.303.01	15	100
135.303.02	50	100
135.303.03	15 Sterile	100
135.303.04	50 Sterile	100



Buy Now!



Tube, Centrifuge, Round Bottom

- Made of Polypropylene & Polycarbonate
- Are strong enough to be used upto 50,000xG
- Autoclavable

Item Code	Capacity (ml)	Pack of
136.303.01	16 ml. Tube PP	50
136.303.02	50 ml. Tube PP	50
136.303.03	16 ml. Tube PC.	50
136.303.04	50 ml. Tube PC.	50



Buy Now!





Buy Now!

OAK Ridge Centrifuge Tubes

- Made of Polypropylene
- Can be used upto 50,000xG
- Screw cap is fitted with silicone O-ring making it totally leakproof
- Should not be used below 4°C

Item Code	Capacity (ml)	Pack of
137.303.01	30	12
137.303.02	50	12
137.303.03	100	12



Buy Now!

Centrifuge Tubes Box

- Made of Polypropylene
- These boxes provide substitute for conventional cardboard or foam rack
- These boxes are autoclavable & can withstand Temperature ranging from -90°C to +120°C

Item Code	Capacity (ml)	Pack of
165.305.03	30	4
165.305.05	50	4

Micro Centrifuge Tube

- Made of Polypropylene
- Built in plugs make these tubes leakproof
- Used for transmitting sample for micro analysis

Item Code	Capacity (ml)	Pack of
130.303.01	0.5	1000
130.303.02	1.5	1000



Buy Now!



Rack For Micro Centrifuge Tube

- Made of Polycarbonate
- Autoclavable
- Made for holding twenty four 1.5 ml. micro centrifuge tubes
- Unique stacking feature prevents movement in any direction
- Holes are numbered & lettered for easy identification.

Item Code	Quantity	Pack of
165.303.01	24 Tubes	4
165.303.02	48 Tubes	4



Buy Now!





Buy Now!

Float Rack

- Made of Polypropylene
- Autoclavable and can hold 16 micro centrifuge tubes for incubation in water baths
- Easy to load
- Essential in microbiology & immunology labs.
- Surface of the rack has raised alpha - numeric index for easy identification and has a ventral rod handle for convenient lifting.

Item Code	Capacity (ml)	Pack of
131.303.01	16 MCT'S of 1.5 ml.	12



Buy Now!

MCT Box

are moulded in polycarbonate and are therefore strong as well as autoclavable. One size can hold 64 MCT'S of 1.5 ml. & and the other can hold 100 MCT's of 0.5 ml.. These boxes are designed to work at temperatures ranging from -190°C to +121°C. The transparent cover provides a good view of the contents inside & is numbered for better inventory control.

Material : Polycarbonate

Item Code	Capacity	Pack of
134.303.01	Rack for 100 MCT's of 0.5 ml	4
134.303.02	Rack for 64 MCT's of 1.5 ml	4

29 GU Organic Chemistry Set

- This set is ideal for introducing student to the principal techniques of preparative organic chemistry.
- Although the set is very simple a surprising number of preparations on the 30 g scale can be carried out.

Item Code	Description
202.202.01	Complete set comprising 5 items of Glassware.



Buy Now!



Item No	Components	29 BU/M
1	Pear shaped flask 50ml	1
2	Still head	1
3	Liebig condenser	1
4	Screw cap adapter	1
5	Receiver adapter	1

27 GU Organic Chemistry Set

- A highly popular set in schools, colleges and universities.
- It has been purposely designed to cover the essential requirements for the teaching of organic chemistry and is suitable for preparations up to 30g.
- This is a set which is difficult to beat for versatility.

Item Code	Description
203.202.01	Complete set comprising 9 items of Glassware.



Buy Now!



Item No	Components	27 BU/M
1	Pear shaped flask 50ml	1
2	Still head	1
3	Liebig condenser	1
4	Screw cap adapter	1
5	Receiver adapter	1
6	Air leak/steam inlet tube	1
7	Dropping funnel, 50 ml with PTFE Needle Valve Stopcock	1
8	Stopper	1
9	Thermometer	1

34 GU Organic Chemistry Set

- For student use in preparation organic chemistry up to the 1501 g scale, this includes all the necessary equipment to allow a wide range of preparation to be carried out
- IT is also invaluable for industrial laboratories where the amount of preparative work is not great and may occur at infrequent intervals
- For such applications, this set has the advantage of covering an extensive field of work and occupying little space when not in use



Buy Now!

Item Code	Description
207.202.01	Complete set comprising 16 items of Glassware.

Item No	Components	Socket size	Cone size
1	Still head	14/23	19/26
2	Receiver	19/26	24/29
3	Air leak/steam inlet tube	-	19/26
4	Liebig condenser	19/26	19/26
5	Dropping funnel, 100 ml	19/26	19/26
6	Reducing adapter	19/26	24/29
7	Multiple adapter	19/26	24/29
8	Flask, R.B., 50 ml	24/29	-
9	Flask, Erlenmeyer, 250 ml	24/29	-
10	Flask, R.B., 250 ml	24/29	-
11	Stopper	-	19/26
12	Stopper	-	19/26
13	Thermometer Pocket	-	14/23
14	Receiver adapter	19/26	-
15	Flask, R.B., 100ml	24/29	-
16	Stopper	-	24/29

Cryo Vial

- Made from Polypropylene
- Used for storage of Biological material, human & animal cells at temperature as low as -190°C
- These sterilized tubes are provided with white, prominent graduations and a long marking area for sample identification
- The cap of these vials is provided with a seal ring inside to make it completely leakproof
- The longitudinal grooves in the base give a non-twisting feature to these vials when placed in a cryo rack.

Item Code	Capacity (ml)	Pack of
151.303.02	1.8 ml	1000
151.303.03	4.5 ml	500



Buy Now!



Cryo Coders

- Made from Polystyrene
- Available in different colours can easily fit into the cap of Cryo vials for colour identification of different samples

Item Code	Capacity (ml)	Pack of
152.303.01	Cryo Coders	100



Buy Now!







Buy Now!

Cryo Rack

- Made from Polycarbonate making it tough, durable & autoclavable
- Can hold 50 vials at a time
- This rack is provided with four anti skid rubbers & each well is identified with an alpha-numeric index

Item Code	Type	Pack of
153.303.01	50 places for 1, 1.8 and 4.5 ml Cryo vials	2



Buy Now!

Cryo Box (PC)

- Made from Polycarbonate making it extra strong and autoclavable
- Can accommodate Cryo Vials of up to 4.5 ml. capacity and are designed to be used at temperatures ranging from -190°C to +121°C
- The transparent cover of the box gives a good view of the contents inside and is numbered for better inventory control

Item Code	Capacity (ml)	Pack of
154.303.01	50 Places for 1 ml. or 1.8 ml. Cryo Vials	4
154.303.02	81 Places for 1 ml. or 1.8 ml. Cryo Vials	4
154.303.03	81 Places for 4.5 ml. Cryo Vials	4
154.303.04	100 Places for 1 ml. or 1.8 ml. Cryo Vials	4


MCT Twin Rack

- Made from Polypropylene
- Twin Purpose Rack for both 0.5 ml & 1.5 ml. micro centrifuge tubes
- Each side has 108 holes for 0.5 & 1.5 ml. MCT'S, respectively
- Transparent top provides an excellent view as well as a protection cover for the tubes stored
- Each face of the base has a unique alpha-numeric index for easy identification of the tube

Item Code	Capacity (ml)	Pack of
132.303.01	Rack for 0.5 ml & 1.5 ml MCTS	4



Buy Now!




PCR Tube Rack

- Made of Polypropylene & Polycarbonate
- Used for keeping PCR Tubes. Top & base of this rack are made of tough & transparent polycarbonate
- Middle portion is made of polypropylene
- Tube holding spaces are uniformly placed so as to facilitate the use of multi pipettes
- Racks can be stacked together to save shelf space

Item Code	Capacity (ml)	Pack of
133.303.01	Rack for 96 PCR Tubes of 0.2 ml	4



Buy Now!





Buy Now!

Cryo Box

- Made from Polypropylene
- Used for storage and preservation of frozen samples
- These can withstand ultra low temperature in deep freezers and has removable top lid
- These can be used for upright freezers, drawers & chest freezers with dividers and are laminated.
- Material Polypropylene & Cardboard

Item Code	Capacity (ml) Micro tubes & cryovials	Dim (LxWxH)	Material	Pack of
155.303.01	81 places for 1ml & 1.8ml	132x132x50	Polypropylene	8
155.303.02	100 places for 1ml & 1.8ml	132x132x50	Polypropylene	8
155.303.03	81 places for 1.5ml & 2ml	132x132x50	Cardboard	8
155.303.04	100 places for 1.5ml & 2ml	132x132x50	Cardboard	8



Buy Now!

Scintillation Vial

- Made from Polyethylene
- Unbreakable vials are fitted with leakproof screw caps
- These vials can be used with standard counting equipment for liquid scintillation system and are excellent for low activity count

Item Code	Capacity	Pack of
148.303.01	8 ml	100
148.303.02	20 ml	100

Rack for Scintillation Vial

- Made from Polypropylene
- Autoclavable & corrosion resistant
- There is an individual rack for both 8 ml. & 20 ml. vials
- These rugged & stable racks can hold scintillation vials for convenient storage, handling & sample preparations

Item Code	Quantity	Pack of
149.303.01	Rack for 90 vials of 8 ml	2
149.303.02	Rack for 50 vials of 20 ml	2



Buy Now!



Storage Vial

- Made of Polyethylene
- Used for storage of biological material, human & animal cells at temperature as low as -190°C
- Cap is provided with a built in seal ring making the vial leakproof
- Base of the vial has longitudinal grooves which give it a non-twisting character when placed in a vial rack

Item Code	Capacity (ml)	Pack of
144.303.01	1.0	500
144.303.02	2.0	500
144.303.03	5.0	500



Buy Now!




Sv10 - Sv5 Vial

- Made of Polypropylene
- Have polypropylene cap with built in seal ring making it a leak proof vial
- Used for the storage of biological material, animal & human cells etc



Buy Now!

Item Code	Capacity (ml)	Pack of
147.303.01	SV - 10 ml	500
147.303.02	SV - 5 ml	500



Water Stills are carefully designed to produce high purity pyrogen free distilled water. *New*

Unit consist of :

- a) Horizontal type boiler borosilicate glass
- b) Condenser
- c) Constant level device
- d) Silica sheathed (Quartz) heater
- e) With stand and clamp etc

Key Features :

- Borosilicate condenser and boiler are fitted with a removable silica sheathe (Quartz) heater.
- Distillate temperature is around 65 to 75°C which is ensured by an efficient condenser.
- The stand is powder coated for rust free operation and lustrous appearance.
- The unit automatically switches off if water level in the boiler falls below heater.
- Cooling water from the condenser is re-circulated into the boiling chamber, hence saving energy.
- Drain nozzle/Teflon stop cork is provided for easy cleaning and maintenance.
- The model is equipped with in-built temperature switch to protect the Glass parts in case of water failure or overheating.



Single stage, water distillation, all glass, horizontal model with inbuilt safety cutoff

Item Code	Output Capacity Ltr / Hr	Pack of
GLWS15SG	1.5	1
GLWS25SG	2.5	1
GLWS40SG	4	1



Buy Now!

Spares for above Distillation unit

Item Code	Output Capacity Ltr./Hr	Description	Pack of
GLWS-SH-15BCS	1.5	Boiling Chamber with Leveller	1
GLWS-SH-25BCS	2.5	Boiling Chamber with Leveller	1
GLWS-SH-40BCS	4	Boiling Chamber with Leveller	1
GLWS-SH-15BCC	1.5	Coil Condenser	1
GLWS-SH-25BCC	2.5	Coil Condenser	1
GLWS-SH-40BCC	4	Coil Condenser	1
GLSI-SH-HS15	1.5	Silica Sheathed (Quartz) Heater	1
GLSI-SH-HS25	2.5	Silica Sheathed (Quartz) Heater	1
GLSI-SH-HS40	4	Silica Sheathed (Quartz) Heater	1

Double Stage, Water Distillation all Glass Horizontal Model with inbuilt safety cutoff *New*



Buy Now!

Item Code	Output Capacity Ltr / Hr	Pack of
GLWS15DG	1.5	1
GLWS25DG	2.5	1
GLWS40DG	4	1

Spares for above Distillation unit

Item Code	Output Capacity Ltr./Hr	Description	Pack of
GLWS-SH-15BCS	1.5	Boiling Chamber with Leveller	1
GLWS-SH-25BCS	2.5	Boiling Chamber with Leveller	1
GLWS-SH-40BCS	4	Boiling Chamber with Leveller	1
GLWS-SH-15BCC	1.5	Coil Condenser	1
GLWS-SH-25BCC	2.5	Coil Condenser	1
GLWS-SH-40BCC	4	Coil Condenser	1
GLSI-SH-HS15	1.5	Silica Sheathed (Quartz) Heater	1
GLSI-SH-HS25	2.5	Silica Sheathed (Quartz) Heater	1
GLSI-SH-HS40	4	Silica Sheathed (Quartz) Heater	1

Single Stage, Water Distillation, Quartz Boiler/Borosilicate Condenser, Vertical Model without safety cutoff *New*

Unit consist of :

- High purity quartz with inbuilt heater
- Bot tom discharge joint for easy cleaning
- Spiral condenser is fitted on the boiler with receiving adapter
- Optional safety control unit provided

Conductivity	1. 0-1.5 uS/cm with Borosilicate Condenser 0.5-0.8 uS/cm with Quartz Condenser
Distilled Water Quality	Pyrogen Free
Distillate Temperature	50-60°C

* All Parameters are under standard test conditions

Advantages :

- Quartz can withstand very high temperature variation, thus it is thermal shock proof.
- Rust proof sturdy stand as base.

Key Features:

- Distilate is pyrogen free; also it is free of heavy metals.
- Low maintenance is required.
- Provides instant distilled water in less than one minute

Item Code	Output Capacity Ltr / Hr	Pack of
GLSD25BB	2.5	1
GLSD50BB	5	1
GLSD80BB	8	1
GLSD100BB	10	1



Buy Now!

Spares for above Distillation unit

Item Code	Output Capacity Ltr./Hr	Description	Pack of
GLSD-25-QBS	2.5	Quartz boiling chamber	1
GLSD-50-QBS	5	Quartz boiling chamber	1
GLSD-80-QBS	8	Quartz boiling chamber	1
GLSD-100-QBS	10	Quartz boiling chamber	1
GLSD-25-BCC	2.5	Borosilicate Coil Condenser	1
GLSD-50-BCC	5	Borosilicate Coil Condenser	1
GLSD-80-BCC	8	Borosilicate Coil Condenser	1
GLSD-100-BCC	10	Borosilicate Coil Condenser	1

Accessories for above Distillation unit

Item Code	Output Capacity Ltr./Hr	Description
GLSI-SCU-1	2.5 & 5	Safety Cut-off Device
GLSI-SCU-2	8 & 10	Safety Cut-off Device

Single Stage, Water Distillation, Quartz boiler & Quartz condenser, vertical model without safety cutoff *New*



Buy Now!

Item Code	Output Capacity Ltr / Hr	Pack of
GLSD25AQ	2.5	1
GLSD50AQ	5	1
GLSD80AQ	8	1

Spares for above models :

Item Code	Output Capacity Ltr./Hr	Description	Pack of
GLSD-25-QBS	2.5	Quartz Boiler	1
GLSD-50-QBS	5	Quartz Boiler	1
GLSD-80-QBS	8	Quartz Boiler	1
GLSD-25-QCC	2.5	Quartz Coil Condenser	1
GLSD-50-QCC	5	Quartz Coil Condenser	1
GLSD-80-QCC	8	Quartz Coil Condenser	1

Accessories for above Distillation unit

Item Code	Output Capacity Ltr./Hr	Pack of
GLSI-SCU-1	2.5 & 5	Safety Cut-off Device
GLSI-SCU-2	8	Safety Cut-off Device

All Quartz, Double Stage, Water Distillation Unit, Vertical Model, including Safety cutoff *New*

Unit has been designed keeping in view customer requirements and easy serviceability of the equipment.

Unit consists of :

- Lower boiler with inbuilt heater enclosed in a quartz boiler with a cup on top.
- Demountable upper boiler with built in quartz coil and condensing unit mounted on the boiler with the help of ball and socket joint
- Double walled condenser ensures separate condensation of vapours coming from the two boilers using a single cooling circuit
- Unit mounted on a specially designed metal stand and is also provided with automatic safety Control Unit.

Double Distillate Quality

Parameters	Values
Specific Conductivity	0.1 us/cm
Biological Activity (distillate quality)	Pyrogen Free
Organic Matter	Nil
Total Solids	0.1 mg/ltr

* We recommend a Quartz Reservoir For storage of High purity water.

* All Parameters are under standard test conditions

Item Code	Output Capacity Ltr / Hr	Pack of
GLDD15AQ	1.5	1
GLDD25AQ	2.5	1
GLDD40AQ	4	1
GLDD50AQ	5	1



Buy Now!



Spares for above models :

Item Code	Output Capacity Ltr./Hr	Description	Pack of
GLDD-15AQ-PB	1.5	Quartz Primary Boiler	1
GLDD-25AQ-PB	2.5	Quartz Primary Boiler	1
GLDD-40AQ-PB	4	Quartz Primary Boiler	1
GLDD-50AQ-PB	5	Quartz Primary Boiler	1
GLDD-15AQ-SC	1.5	Quartz Secondary Boiler	1
GLDD-25AQ-SC	2.5	Quartz Secondary Boiler	1
GLDD-40AQ-SC	4	Quartz Secondary Boiler	1
GLDD-50AQ-SC	5	Quartz Secondary Boiler	1
GLSI-SCU-15AQ	1.5	Safety Cut-off Device	1
GLSI-SCU-25AQ	2.5	Safety Cut-off Device	1
GLSI-SCU-40AQ	4	Safety Cut-off Device	1
GLSI-SCU-50AQ	5	Safety Cut-off Device	1

Water Distillation

Advantages of Demountable Model :

- Easy cleaning of the first boiler since it can be dismantled from the assembly
- Ease of interchangeability as it is provided with ball & Socket joint
- Boiler and condenser have larger boiling space resulting in balanced boiling and improved quality of distillate Compact and easy to install
- Dual safety Power Cut-off System included in distillation unit price
- New Design of Safety Cut-off System with Dual Safety & Microprocessor Control
- New dual - safety cut off provides accurate values
- Microprocessor Controlled
- LCD Display
- Audible alarm for unsupervised operation

NOTE : ***pH electrodes will NOT give accurate pH values in distilled or de-ionized water. This is because distilled and de-ionized water do not have enough ions present for the electrode to function properly. The readings will drift and be essentially meaningless. In practice, however, most distilled water will have a pH that is slightly acidic (less than 7.0) due to the presence of carbon dioxide (CO₂) that is absorbed from the atmosphere. Dissolved carbon dioxide reacts slowly with water to give the bicarbonate and hydronium ions.

AUTOMATIC WATER DISTILLATION UNIT (CABINET STILL) *New*

Key Features :

- Fully automatic water distillation equipment
- Can be used in research laboratories, hospitals etc
- Made from 3.3 exp borosilicate glass.
- Provides accurate values
- Microprocessor controlled
- LCD display
- Audible alarm for unsupervised operation
- Replaceable silica sheathed (Quartz) heater: fitted on horizontal jacket
- Distillate temperature is around 25 to 45°C ensured by an efficient condenser.
- Metal stand is painted for rust free operation and lustrous appearance.
- Cooling water from the condenser is re-circulated into the boiling chamber, hence saving energy.
- Fuse is provided for safety in case of voltage fluctuation or short circuit.
- Boiler is provided with Teflon screw cork for easy draining and cleaning of boiling chamber.
- The front cover is easily removable making the access to the glass parts very easy.
- Electrical Power: 220/240 V, 50/60Hz, Single Phase Supply.



Additional In-built Safety Features:

- Gate Valve: Conserves cooling water wastage in case of power failure.
- Flow Switch: Additional in-built safety feature for the equipment unit shut off in case of cooling water failure.
- Temperature switch: The boiler is equipped with a safety temperature switch which shuts off the unit if water level in the boiler falls below the heater, thus saving the glass parts from any damages.
- Level Sensor: It shuts off the distillation equipment if the water level in the boiler falls below the heater.
- Reservoir Level Sensor: this helps in automatic working of the water distillation equipment. Depending on the water level in the reservoir it will automatically switch On/Off the equipment, thus saving energy. (Reservoir can also be provided with a storage capacity of 5 ltr, 10 ltr & 20 ltr made of Borosilicate Glass or polypropylene)

Automatic water distillation unit, cabinet still

Item Code	Output Capacity Ltr / Hr	Type	Pack of
GLCM20S	2	Single Stage	1
GLCM40S	4	Single Stage	1
GLCM20D	2	Double Stage	1
GLCM40D	4	Double Stage	1



Buy Now!

Spares for above Distillation unit

Item Code	Output Capacity Ltr./Hr	Description	Pack of
GLCM-20BCS	2	Boiling Chamber with Leveller for GLCM-20S & GLCM-20D	1
GLCM-40BCS	4	Boiling Chamber with Leveller for GLCM-40S & GLCM-40D	1
GLCM-20BCC	2	Coil Condenser for GLCM-20S & GLCM-20D	1
GLCM-40BCC	4	Coil Condenser for GLCM-40S & GLCM-40D	1

Accessories for above Distillation unit

Item Code	Output Capacity Ltr./Hr	Description	Pack of
GLSI-SH-HS	2	Silica Sheathed (Quartz) Heater for GLCM-20S, GLCM-40S, GLCM-20D & GLCM-40D	1

Water Softener *New*



Prominent feature :

- Softens the hard water and provides good quality water for use in laboratories.
- Remove all the calcium and magnesium ions in hard water and the soft water thus obtained liquid has hardness less than 5 ppm as CaCO_3 .
- Specially designed for easy serviceability and recharging the resin with sodium chloride solution.
- Softened water can be used as feed water to the Distillation Units.
- Use of hard water in boilers, would leave the boiler with a lot of scaling and sedimentation, hence to improve the quality of the distillate and for longer life of the glass/quartz boilers, it is recommended to use softened water.



Buy Now!

Item Code	Description	Pack of
GI000200	Water Softener	1

Accreditation Bodies Worldwide

No.	Accreditation Body	Country
1	Organismo Argentina de Accreditation (OAA)	Argentina
2	National Association of Testing Authorities, Australia (NATA)	Australia
3	Bundersministerium fur Wirtschaft, Familie und Jugend (BMWA)	Austria
4	Belgian Accreditation Structure (BELAC)	Belgium
5	Coordenacao Geral de Acreditacao General Coordination for Accreditation (CGCRE/INMETRO)	Brazil
6	Standards Council of Canada (SCC)	Canada
7	Canadian Association for Laboratory Accreditation Inc. (CALA)	Canada
8	China National Accreditation Service for Conformity Assessment (CNAS)	People's Republic of China
9	Ente Costarricense de Accreditation (ECA)	Costa Richa
10	National Accreditation Body of Republica de Cuba (ONARc)	Cuba
11	Czech Accreditation Institute (CAI)	Czech Republic
12	Danish Accreditation (DANAK)	Denmark
13	Egyptian Accreditation Council (EGAC)	Egypt
14	Finnish Accreditation Service (FINAS)	Finland
15	Comite Francais d'Accreditation (COFRAC)	France
16	Deutsche Akkreditierungsstelle GmbH (DAKKS)	Germany
17	Hellenic Accreditation System S.A. (ESYD)	Greece
18	Oficina Guatemalteca de Acreditacion (OGA)	Guatemala
19	Hong Kong Accreditation Services (HKAS)	Hong Kong China

Accreditation Bodies Worldwide

No.	Accreditation Body	Country
20	National Accreditation Board for Testing and calibration Laboratories (NABAL)	India
21	National Accreditation Body of Indonesia (KAN)	Indonesia
22	Irish National Accreditation Board (INAB)	Ireland
23	Israel Laboratory Accreditation Authority (ISRAC)	Israel
24	Sistema Italiano di Accreditamento (ACCREDIA)	Italy
25	Consorzio Pubblico per l' Accreditation (COPA)	Italy
26	Japan Accreditation Board for Conformity Assessment (JAB)	Japan
27	International Accreditation Japan (IAJapan)	Japan
28	Voluntary EMC Laboratory Accreditation Center INC (VLAC)	Japan
29	Korea Laboratory Accreditation Scheme (KOLAS)	Republic of Korea
30	Department of standards Malaysia (Standards Malaysia)	Malaysia
31	entidad mexicana de acreditacion a.c. (ema)	Mexico
32	Dutch New Zealand Council (RvA)	The Netherlands
33	International Accreditation New Zealand (IANZ)	New Zealand
34	Norsk Akkreditering (NA)	Norway
35	Pakistan National Accreditation Council (PNAC)	Pakistan
36	Philippine Accreditation Office (PAO)	Philippines
37	Polish Center for Accreditation (PCA)	Poland
38	Instituto Portugues de Acreditacao (IPAC)	Portugal
39	Romanian Accreditation Association (RENAR)	Romania
40	Association of Analytical centers "Analitica" (AAC "Analitica")	Russian Federation

Accreditation Bodies Worldwide

No.	Accreditation Body	Country
41	Singapore Accreditation Council (SAC)	Singapore
42	Slovak National Accreditation Service (SNAS)	Slovakia
43	Slovenian Accreditation (SA)	Slovenia
44	South African National Accreditation System (SANAS)	South Africa
45	Entidad Nacional de Acreditacion (ENAC)	Spain
46	Sri Lanka Accreditation Board for Conformity Assessment (SLAB)	Sri Lanka
47	Swedish Board for Accreditation and Conformity Assessment (SWEDAC)	Sweden
48	Swiss Accreditation Services (SAS)	Switzerland
49	Taiwan Accreditation Foundation (TAF)	Chinese taipei
50	The Bureau of Laboratory Quality Standards, Department of Medical Science, Ministry of Public Health, Thailand (BLQSDMSc)	Thailand
51	National Standardization Council of Thailand - Office of the National Accreditation Council (NSC - ONAC)	Thailand
52	Bureau of Laboratory Accreditation, Department of Science Services, Ministry of Science and Technology (BLA - DSS)	Thailand
53	Tunisian Accreditation Council (TUNAC)	Tunisia
54	Turkish Accreditation Agency (TURKAK)	Turkey
55	Dubai Municipality - Accreditation Department (DAC)	United Arab Emirates
56	United Kingdom Accreditation Service (UKAS)	United Kingdom

Accreditation Bodies Worldwide

No.	Accreditation Body	Country
57	American Association for Laboratory Accreditation (A2LA)	USA
58	National Voluntary Laboratory Accreditation Program (NVLAP)	USA
59	International Accreditation Service, Inc (IAS)	USA
60	ANSI-ASQ National Accreditation Board doing Business as A CLASS	USA
61	Laboratory Accreditation Bureau (L-A-B)	USA
62	Perry Johnson Laboratory Accreditation, Inc. (PJLA)	USA
63	American Society of Crime Laboratory Directors/Laboratory Accreditation Board (ASCLD/LAB)	USA
64	Bureau of Accreditation (BoA)	Vietnam

Technical Data : Plasticware

PHYSICAL PROPERTIES

Resin	Max use Temp °C	Bittleness Temp °C	Transparency	Sterilization						Flexibility	Water Absorption %
				Auto-claving	Gas	Dry Heat	Radiation	Disinfection	Specific Gravity		
HDPE	120	-100	Translucent	No	Yes	No	Yes	Yes	0.95	Rigid	20.01
LDPE	80	-100	Translucent	No	Yes	No	Yes	Yes	0.92	Excel	<0.01
PC	135	-135	Clear	Yes+	Yes	No	No	Yes	1.20	Rigid	0.35
PP	135	0	Translucent	Yes	Yes	No	No	Yes	0.90	Rigid	<0.02
PS	90	20	Clear	No	Yes	No	Yes	Some	1.05	Rigid	0.05

Sterilization

- Autoclaving (121°C, 15 psig for 20 minutes) Clean and rinse item with distilled water before autoclaving. Certain chemicals which have no appreciable effect on resins at room temperature may cause deterioration at autoclaving temperatures.
- ALWAYS COMPLETELY DISENGAGE THREADS BEFORE AUTOCLAVING.
- Gas - Ethylene oxide formaldehyde.
- Dry heat - 160°C for 120 minutes.
- Disinfectant - Benzalkonium chloride, formalin, ethanol etc.
- Radiation - gamma irradiated at 2.5 Mard with unstablized plastic. Sterilizing reduces mechanical strength. Do not use PC vessels for vaccum application if they have been Autoclaved.

CHEMICAL RESISTANCE

CLASSES OF SUBSTANCES AT ROOM TEMPERATURE	HDPE	LDPE	PC	PP	PS
ACIDS, DILUTE OR WEAK	●	●	●	●	●
ACIDS, STRONG AND CONCENTRATED	●	●	●	●	●
ALCOHOLS, ALIPHATIC	●	●	●	●	●
ALDEHYDES	●	●	●	●	●
BASES	●	●	●	●	●
ESTERS	●	●	●	●	●
HYDROCARBONS, ALIPHATIC	●	●	●	●	●
HYDROCARBONS, AROMATIC	●	●	●	●	●
HYDROCARBONS, HALOGENATED	●	●	●	●	●
KETONES	●	●	●	●	●
OXIDIZING AGENTS, STRONG	●	●	●	●	●

- 30 days of constant exposure cause no damage. Plastic may even tolerate for years.
- Little or no damage after 30 days of constant exposure to the reagents.
- Some effect after 7 days of constant exposure to the reagent like crazing, cracking, loses of strength or discolouration.
- Not recommended for continuous use. Immediate damage may occur.

ABBREVIATIONS

PP	-----	Polypropylene
PC	-----	Polycarbonate
HDPE	-----	High Density Polyethylene
LDPE	-----	Low Density Polyethylene

PS	-----	Polystyrene
ABS	-----	Acrylo Nitrile Butadiene Styrene
PTFE	-----	Poly Tetra Flouro Ethylene
PMMA	-----	Poly Methyl Methacrylate
TPX	-----	Poly Methyl Pentene

Technical Data : Metalware

MILD STEEL

Each of these standard samples has been analyzed by Chemists in United Kingdom and other countries representing the following interests associated with the Iron and Steel Industries.

The standards have been prepared under rigorous laboratory conditions, and are issued by the organizers under the auspices of the above body of co-workers.

Description	Special Features	ANALYSIS										
		Combined C	Silicon	Sulphur	Phosphorus	Manganese	Arsenic	Nickle	Chromium	Copper	Oxygen	Iron
Ordinary Carbon Steels*	Complete Analysis and pure iron std.	%	%	%	%	%	%	%	%	%	%	%
"A" ^{2a}	for K ₂ Cr ₂ O ₇ v.s. ...	0.037	0.034	0.020	0.008	0.043	0.031	0.059	0.013	0.067	0.04	99.64
"C"	C Standard only	0.091	-----	0.02a	0.02a	0.50a	-----	-----	-----	-----	-----	-----
"E"	C and Mn Standard	0.114	-----	0.02a	0.02a	0.492	-----	-----	-----	-----	-----	-----
"N" ¹	Complete Analysis ...	0.153	0.176	0.050	0.036	0.527	0.03	0.26	-----	0.04	-----	-----
"P"	High S and P Standard	0.205	0.06a	0.073	0.105	0.706	0.03a	-----	-----	-----	-----	-----
"M"	C and Si standard ...	0.228	0.057	0.05a	0.03a	0.6a	0.03a	-----	-----	-----	-----	-----
"O" ¹	Complete Analysis ...	0.333	0.162	0.032	0.031	0.617	0.024	0.162	0.017a	0.037a	-----	-----
"H"	C, S and P Standard	0.428	0.15a	0.047	0.035	0.76a	-----	-----	-----	-----	-----	-----
"I"	C and Mn Standard	0.521	0.15a	0.04a	0.02a	0.726	-----	-----	-----	-----	-----	-----
"R"	C, S and Mn Standard	0.786	0.22a	0.053	0.06a	0.914	0.03a	-----	-----	0.02a	-----	-----
"S" ¹	C and P Standard	0.921	0.07a	0.04a	0.051	0.6a	-----	-----	-----	-----	-----	-----
"U"	C, Mn and Ni Standard	1.203	0.17a	0.04a	0.05a	0.472	-----	0.608	trace	0.05a	-----	-----
Nickel Steels												
"T"	Ni Standard only ...	0.3a	-----	-----	-----	-----	-----	3.367	-----	-----	-----	-----
"O"	Ni, C and Mn Standard	0.325	-----	-----	-----	0.590	-----	3.985	-----	-----	-----	-----
Alloy Steels												
"V"	Cr-V Steel, Complete Analysis ...	0.548	0.161	0.063	0.024	0.542	0.016a	-----	0.861	0.273	-----	-----
"W"	Cr-V-W-Co Steel, Complete Analysis	0.695	0.187	0.075	0.028	0.101	-----	0.44	3.01	0.791	4.67	16.21
Cast Iron												
Hematite "A"	Complete Analysis	0.734	1.989	0.047	0.049	0.688	0.042	-----	0.052	3.121	2.387	-----
Hematite "B"	Low Phosphorus - Titaniferous ...	b.039	2.2a	0.031	0.026	0.6a	0.031	-----	0.108	3.06b	2.67b	-----
Basic "D"	P Standard only ...	3.0a	-----	-----	1.19	0.8a	-----	-----	-----	3.0a	-----	-----
Slag												
Basic Slag "A"à	P ₂ O ₅ and part Complete Analysis	-----	-----	-----	12.92	16.15	44.73	6.85	8.93	2.53	3.91a	0.45a
Ore		Fe	P	CaO	MgO	Alk's	Al ₂ O ₃	TiO ₂	SiO ₂	S	CdH ₂ O	CO ₂
Iron Ore "A" à	Complete Analysis ...	58.20	0.056	2.05	1.22	0.33	1.83	0.116	8.13	0.063	1.56	1.41
Mang. Ore "A"	Mn, O, SiO ₂ , P, Fe ...	1.3	0.222	51.3	14.3	-----	-----	-----	6.49	-----	-----	-----
Non-Ferrous		Pb.	Sb.	Sn.	Cu.	Fe.	Bi.	As.	Zn.			
White Met. "A"	Complete Analysis ...	82.6	12.04	4.64	0.33	0.06	0.03	0.06	0.08	-----	-----	-----

(a) Approx — not a standardized figure, (b) Standardized at Organizing Headquarters only.

* In the preparation of the ordinary carbon steels special attention has been given to making them suitable as standard for the determination of carbon by colour.

STAINLESS STEEL

Grade 316 is the standard molybdenum-bearing grade, second in importance to 304 amongst the austenitic stainless steels. The molybdenum gives 316 better overall corrosion resistant properties than Grade 304, particularly higher resistance to pitting and crevice corrosion in chloride environments. It has excellent forming and welding characteristics. It is readily brake or roll formed into a variety of parts for applications in the industrial, architectural, and transportation fields. Grade 316 also has outstanding welding characteristics. Post-weld annealing is not required when welding thin sections.

Grade 316L, the low carbon version of 316 and is immune from sensitisation (grain boundary carbide precipitation). Thus it is extensively used in heavy gauge welded components (over about 6mm). Grade 316H, with its higher carbon content has application at elevated temperatures, as does stabilised grade 316Ti.

The austenitic structure also gives these grades excellent toughness, even down to cryogenic temperatures.

Key Properties

These properties are specified for flat rolled product (plate, sheet and coil) in ASTM A240/A240M. Similar but not necessarily identical properties are specified for other products such as pipe and bar in their respective specifications.

Table 1. Composition ranges for 316 grade of stainless steels.

Grade	C	Mn	Si	P	S	Cr	Mo	Ni	N
316	Min	-	-	0	-	16.0	2.00	10.0	-
	Max	0.08	2.0	0.75	0.045	0.03	18.0	3.00	14.0
316L	Min	-	-	-	-	16.0	2.00	10.0	-
	Max	0.03	2.0	0.75	0.045	0.03	18.0	3.00	14.0
316H	Min	0.04	0.04	0	-	16.0	2.00	10.0	-
	Max	0.10	0.10	0.75	0.045	0.03	18.0	3.00	14.0

TYPICAL CHEMICAL PROPERTIES OF STAINLESS STEEL						
Chemical Composition (Max. unless otherwise noted)						
	Carbon	Manganese	Phosphorus	Sulfur	Silicon	Nickel
304 (Austenitic)	0.08	2.00	0.045	0.03	1.00	18.00 -20.00 8.00 -10.50

Technical Data : Metalware

ALUMINIUM

Weight: With a density of 2.7 g/cm³, Aluminium is approximately one third as dense as steel.

Strength: Aluminium alloys commonly have tensile strengths of between 70 and 700 Mpa. The range for alloys used in extrusion is 150-300 Mpa.

Unlike most steel grades, aluminium does not become brittle at low temperatures. Instead, its strength increases. At high temperatures, aluminium's strength decreases. At temperatures continuously above 100°C, strength is affected to the extent that the weakening must be taken into account.

CAST IRON

Cast iron is made by remelting pig iron, often along with substantial quantities of scrap iron and scrap steel, and taking various steps to remove undesirable contaminants such as phosphorus and sulfur. Depending on the application, carbon and silicon content are reduced to the desired levels, which may be anywhere from 2% to 3.5% and 1% to 3% respectively. Other elements are then added to the melt before the final form is produced by casting.

Comparative qualities of cast irons

Name	Nominal composition [% by weight]	Form and condition	Yield strength [ksi (0.2% offset)]	Tensile strength [ksi]	Elongation [% (in 2 inches)]	Hardness [Brinell scale]
Cast grey iron (ASTM A48)	C 3.4, Si 1.8, Mn 0.5	Cast	-----	25	0.5	180
White	C 3.4, Si 0.7, Mn 0.6	Cast (as cast)	-----	25	0	450
Malleable iron (ASTM A47)	C 2.5, Si 1.0, Mn 0.55	Cast (annealed)	33	52	12	130
Ductile or modular iron	C 3.4, P 0.1, Mn 0.4, Ni 1.0, Mg 0.06	Cast	53	70	18	170
Ductile or modular iron (ASTM A339)	-----	Cast (quench tempered)	108	135	5	310
Ni-hard type 2	C 2.7, Si 0.6, Mn 0.5, Ni 4.5, Cr 2.0	Sand-cast	-----	55		550
Ni-resist type 2	C 3.0, Si 2.0, Mn 1.0, Ni 20.0, Cr 2.5	Cast	-----	27	2	140

BRASS

Brass is any alloy of copper and zinc; the proportions of zinc and copper can be varied to create a range of brasses, each of which has unique properties. In comparison bronze is principally an alloy of copper and tin. Despite this distinction, some type of brasses are called bronzes. Brass is a substitutional alloy. It is mainly used for making laboratory metalware like retort stands, retort clamps etc

Properties: Brass has higher malleability than copper or zinc. The relatively low melting point (900-940°C depending on composition) of brass and its flow characteristics make it a relatively easy material to cast. By varying the proportions of copper and zinc, the properties of the brass can be changed, allowing hard and soft brasses.

Today almost 90% of all brass alloys are recycled, Brass scrap is collected and transported to the foundry where it is melted and recast into billets. Billets are later heated up and extruded into the right form and size.

Brass Types: Common brass, or rivet brass, is 37% zinc brass, cheap and standard for cold working.

Technical Data : Rubberware

SILICON RUBBER TUBING

Suitable for Laboratory, Pharmaceutical and Industrial use. It has specific advantages over other types such as latex, usual synthetic rubber and plastic tubing.

1. Silicon Rubber Tubing is suitable for use over a temperature range of -50°C to 250°C hence useful for transfer of hot liquids.
2. It can be sterilized by steam (autoclave) or by hot air. This finds applications for use under aseptic conditions.
3. The tubing is odourless. It does not impart any smell or taste to liquid passing through it. It is suitable for transfer of pharmaceutical liquids, beverages and other food preparations.
4. The Silicon Rubber used for making tubing is of superior grade. Tubing is not irritant to skin.
5. The tubing is highly elastic and hence suitable for use with peristaltic pump.
6. Silicon Rubber is attacked by strong acids, strong alkalis, oils, bromine, carbon tetrachloride and toluene. The tubing is not recommended for use with these materials.

Silicon Rubber tubing is Transparent to Translucent.

NATURAL RUBBER TUBING

made from Rubber Trees

Shore hardness : 45

Density : 1.13

Temperature range : -30°C to 110°C light

It is resistant to dilute acid, alkalis, ammonia etc. Rubber Tubing light, flexible. For transferring gasses.

Technical Data

LOW EXPANSION BOROSILICATE GLASS

From the 16th Century to, today, chemical research teams have used glass containers for a very basic reason the glass containers is transparent, almost invisible. And so the contents and the reaction are clearly visible, But because chemists must heat, cool and mix chemical substances, ordinary glass is not always adequate for laboratory works.

Laboratory works requires apparatus made in a glass - which can readily be moulded into any desired shape or form, which offers maximum inertness when in contact with the widest range of chemical substances, which can withstand thermal shock with fracture and high temperature work without deforming, and which will be resilient enough to survive the everyday knocks to which it will be subjected in normal laboratory handling, washing and sterilizing processes.

Chemical Composition

Glassco Glassware is a low alkali borosilicate composition. Its typical chemical composition is given under. It is virtually free of magnesia-lime-Zinc group and contains only traces of heavy metals.

PERCENTAGE BY WEIGHT	
SiO ₂	81%
B ₂ O ₃	13%
Na ₂ O	4%

Thermal Properties

As the Coefficient of thermal expansion of Borosilicate glass is low, the thermal stresses under a given

temperature gradient are consequently low and the glass can withstand higher temperature gradients and also sudden temperature changes/thermal shocks. Minute scratching of glass surface can however reduce its thermal resistance.

In general the 'Strain Point' should be regarded as the maximum safe operating temperature of Glassco glassware. When heated above 500°C the glass may acquire permanent stresses on cooling. All Glassco labware is annealed in modern ovens under strictly controlled conditions to ensure minimal residual stress in the products.

Coefficient of Linear Expansion	32.5x10 ⁻⁷ °C
Strains Point	515°C
Annealing Point	565°C
Softening Point	820°C
Specific Heat	0.2
Thermal Conductivity (Cal/cm ³ /°C/Sec)	0.0027

Chemical Durability

Glassco Glassware in highly resistance to water, neutral and acid solutions, concentrated acids and their mixtures as well as to chloride, bromine, iodine, and organic matters. Even during extended period of reaction and at temperatures above 100°C, its chemical resistance exceeds that of most metals and other materials. It can withstand repeated dry and wet sterilisation without surface deterioration and subsequent contamination. Resistance to attack of various chemicals is shown under. Only hydrofluoric acid, very hot phosphoric acid and alkaline solutions increasingly attack the glass surface with rising concentration and temperature.

Fabrication with Borosilicate Glass

Due to low expansion of glass and easy workability, this glass can be shaped, formed, joined into complicated apparatus. It can be done even by an analyst in his own laboratory. He can keep on changing till he gets what he needs. In case where annealing in a controlled oven is difficult he can do so by flame annealing which is also great advantage.

Optical Properties

Laboratory glassware made from Borosilicate Glass shows no noticeable absorption in the visible region of the spectrum. It appear consequently clear and colourless.

CONTACT CHEMICAL	DURATION IN HOUR	LOSS IN WT. MG/M ²
Water distilled at 100°C	6	10
Water Vapour Steam at 121°C	1	75
Acid HCl	6	100
80% H ₂ SO ₄ at 130°C	12	140
Alkali- 1N soln. of Na ₂ CO ₃ boiling	6	4000
Infusion Fluids Isotonic		
NaCl (0.85%) 121°C	2.5	70
Glucose (5%) 121°C	2.5	50

When treated with proper care Glassco laboratory apparatus will give a long and satisfactory service. The following prepared notes are to assist users in obtaining the maximum life and performance from their apparatus. Our sales department will be happy to advise on any aspect concerning the safe use of our products.

Care & Maintenance

HEATING AND COOLING

Glass may suffer damage in three ways :

- It may break under thermal stress in the steady state, that is when there is established constant thermal gradient through the glass.
- It may break under the transient stress of a 'thermal shock', that is sudden heating or cooling.
- It may, if heated beyond certain temperature, acquire a permanent stress on cooling which could cause subsequent failure.

The following precautionary measures will assist in avoiding failures during heating and cooling procedures.

01. Never leave vessel unattended when evaporation work is being carried out. The vessel may crack or explode as dryness condition is approached if the heat source is not adjusted correctly. Lower the temperature gradually as the liquid level drops.
02. Always use caution when removing glassware from a heat source and avoid placing on a cold or damp surface. Although the ware can withstand extreme temperatures, sudden temperature changes may cause the vessel to break.
03. Always cool vessels slowly to prevent thermal breakage.
04. Never apply heat to badly scratched or etched vessel as the thermal strength will have been greatly reduced.
05. Never apply point source heating to a vessel as this will greatly increase the chance of breakage.
06. Always diffuse the heat source by using a metal gauze or air/water bath. Alternatively ensure even heating of the vessel by slow movement of the vessel in relation to the heat source.
07. Adjust Bunsen burner to get a large soft flame. It will heat slowly but also more uniformly. Uniform heat is critical factor for some chemical reactions.
08. Ensure that the flame contacts the vessel below the liquid level. Heating above that level will invite breakage of the vessels.
09. Always use anti-bumping devices in the vessel, such as powered pumice or glass wool rapid heating of the vessel and contents is required.
10. Never use material with sharp edges such as broken porcelain as an anti-bumping device. This will cause internal abrasions and reduce the mechanical and thermal strength of the vessel.
11. Thick walled glassware should not be subjected to direct flame or other localised heat source. Vessels of this type are best heated with the use of an electric immersion heater.
12. Avoid heating glassware over electric heaters with open elements. Uneven heat of this type can include localised stress and increase the chance of breakage.
13. Remember that the hot plate will retain heat long after the appliance has been switched off.
14. Always ensure that the surface of the hot plate is larger in area than the base of the vessel being heated. An under-sized plate of the job in hand will invite uneven heating and promote breakage of glassware.
15. Always ensure that manufacturer's instructions are followed when electrical heat sources.

Mixing and Stirring

01. Always use a policeman's or similar device on stirring rods to prevent scratching the inside of a vessel.
02. When using a glass vessel with a magnetic stirrer always use a covered follower to prevent abrading the inside of the vessel.
03. When using glass or metal mechanical stirrer in a glass vessel always predetermine the height of the stirrer before use to ensure there is no contact between the stirrer blade and the bottom or sides of the vessel.
04. Never mix sulphuric acid and water inside a glass measuring cylinder. The heat of reaction can break the base of the cylinder.

Vacuum and Pressure

01. Never use a glassware beyond the recommended safe limit.
02. Always use a safety screen when working with glassware subjected to pressure of vacuum.
03. Never subject glassware to sudden pressure changes. Always apply and release positive and negative pressures gradually.

Care & Maintenance

Joining and Separating glass apparatus

01. When storing glass stopcocks and joints, insert a thin strip of paper between joint surfaces to prevent sticking.
02. Never store stopcocks for long periods with lubricant still on the ground surfaces.
03. Glass stopcocks on Burettes and Separation Funnels should be lubricated frequently to prevent sticking.
04. If a ground joint sticks, separation can generally be achieved by carefully recking the cone in the socket, or gently tapping of the socket flange on a wooden surface, or by heating the socket and not the cone in a localised flame. The use of penetrating oil will often prove useful in aiding separation.
05. In using lubricants it is advisable to apply light coat of grease completely around the upper part of the joint. Use only a small amount and avoid greasing that part of the joint which contacts the inner part of apparatus.
06. Three type of lubricants are commonly use on standard taper joints
 - (A) Hydrocarbon grease is the most widely used. It can be easily remove by most laboratory solvents, including acetone.
 - (B) Because hydrocarbon grease is so easily removable, silicon grease is often preferred for higher temperature or high vacuum applications. It can be removed readily with chloroform.
 - (C) For long term reflux or extraction reactions, a water soluble, organic and insoluble grease, such as glycerin, is suitable. Water will clean glycerin. There are other type of greases which can be used specifically when certain reagents are used in the Burettes or Separating Funnels.
07. The use of water, oil or glycerol is recommended on both tubing and rubber bung when inserting glass tubing into a bung. Always wear heavy protective gloves or similar protection when carrying out this operation.
08. Always fire polish rough ends of glass tubing before attempting to insert into flexible tubing. The lubricants recommended above may also prove useful.
09. Never attempt to pull a thermometer out of a rubber bung. Always cut the bung away.

PERSONAL SAFETY

01. Use tongs to asbestos gloves to remove all glassware from heat. Hot glass can cause severs burns.
02. Protective gloves, safety shoes, aprons, and goggles should be worn as safety chemical accidents, spilling or splattering.
03. Always flush the outside of acid bottle with water before opening. Do not put the stopper on the counter top where someone else may come in contact with acid residue.
04. Special care is needed when dealing with mercury. Even a small amount of mercury in the bottom of a drawer can poison the room atmosphere. Mercury toxicity is cumulative and the element's ability to amalgamate with a number of metals is well known. After an accident involving mercury, the area should be cleaned carefully until there are no globules remaining. All mercury containers should be kept well-stoppered.
05. Never drink from a beaker. A beaker left specifically for drinking is a menace to the laboratory. Do not taste chemicals for identification. Smell chemicals only when necessary and by waiting a small amount of vapour towards the nose.
06. Avoid pipeting by mouth, particularly when using concentrated acids, alkalis or potentially biohazardous materials. Use mechanical means such as a rubber bulb or an automatic dispenser.
07. Never fill receptacle with material other than that called for by the label. Label all containers before filling. Throw away contents of unlabelled containers.
08. To avoid breakage when clamping glassware, do not permit glass-to-metal contact and do not use excessive force to tighten the clamps.
09. Do not look down into a test tube being heated or containing chemicals and do not point its open end at another person. A reaction might cause the contents to be ejected, resulting in injury.
10. Spattering from acids, caustic materials and strong oxidizing solutions on the skin or clothing should be washed off immediately with large quantities of water.

Care & Maintenance

11. When working with chlorine, hydrogen sulphide, carbon monoxide, hydrogen cyanide and other very toxic substances, always use a protective mask or perform these experiments under a fume hood on a well ventilated area.
12. In working with volatile materials, remember that heat causes expansion and confinement of expansion results in explosion. Remember also that danger exists even though external heat is not applied.
13. Perchloric acid is especially dangerous because it explodes on contact with organic materials. Do not use perchloric acid around wooden benches or tables. Keep perchloric acid, wear protective clothing.
14. When using hot plates and other electrical equipments, ensure the wire and plugs are in good condition. Never handle electrical connection with damp hand.

CLEANING

Successful experimental results can only be achieved by using a clean apparatus. In all instances laboratory glassware must be physically clean, in nearly all cases it must be chemically clean and in specific cases it must be bacteriologically clean or sterile. There must be no trace of grease and the safest criteria of cleanliness is the uniform wetting of the glass surface by distilled water-this being of the utmost importance for glassware used for volumetric methods. Any prevention of uniform wetting of the surface will introduce errors such as distortion of the meniscus and accuracy of volume.



GENERAL CLEANING

01. Cleaning of glassware which has contained hazardous materials must be solely undertaken by experienced personal.
02. Most new glassware is slightly alkaline in reaction. For precision chemical tests, new glassware should be soaked several hours in acid water (1% solution hydrochloric acid or nitric acid) before washing.
03. Glassware which is contaminated with blood clots, culture media, etc. must be sterilized before cleaning.
04. If glassware become induly clouded or dirty or contains coagulated organic matter, it must be cleaned with chromic acid cleaning solution. The dichromates should be handle with extreme care because it is a powerful corrosive
05. Wash glassware as quickly as possible after use but if delays are unavoidable, the articles should be allowed to soak in water.
06. Grease is removed by weak sodium carbonate solution or acetone or fat solvents. Never use strong alkalis.
07. Hot water with recommended detergents should be used and if glass is exceptionally dirty a cleaning power with a mild abrasive action can be applied, provided the surface is not scratched.
08. During washing all parts of the article should be throughly scrubbed with a brush selected for the shape and size of the glassware. Brushes should always be in good condition to avoid any abrasion of glassware.
09. When chromic acid solution is used, the item may be rinsed with the cleaning solution or it may be filled and allowed to stand. The amount of time should depend on amount of contamination on the glassware.
10. Special type of precipitate material may required removal with nitric acid, aqua regia or fuming sulphuric acid. These are very corrosive substances and should be used only when required.

Care & Maintenance

11. It is imperative that all soap detergents and other cleaning fluids be removed from glassware before use. This is especially important with the detergents, slight traces of which will interfere with serologic and culture reactions. After cleaning, thoroughly rinse with tap water ensuring that containers are partly filled with water, shaken and emptied several times. Finally rinse with deionised or distilled water.
12. Drying can be undertaken either in baskets or on pages in air or at a temperature not exceeding 120°C.
13. Always protect clean glassware from dust by use of temporary closures or by placing in a dust free cabinet. For cleaning specific type of glassware, please refer the following pages.

Cleaning Specific Types of Glassware Pipettes

Place pipettes tips down, in a cylinder or tall jar of water immediately after use. Do not drop them into the jar, since this may break or chip the tips and render the pipettes useless for accurate measurements. A pad of cotton or glass wool at the bottom of the jar will help to prevent breaking of the tips. Be certain that the water level is high enough to immerse the greater portion or all of each pipette. At a convenient time, the pipettes may then be drained and placed in a cylinder or jar of dissolved detergent or, if exceptionally dirty, in a jar of chromic acid cleaning solution. After soaking for several hours, or overnight, drain the pipettes and run tap water over and through them until all traces of dirt are removed. Soak the pipettes in distilled water for at least one hour. Remove from the distilled water, dry the outside with a cloth, shake out the water and dry.

Burettes (with glass stopcock)

01. Remove the stopcock key and wash the burette with detergent and water.
02. Rinse with tap water until all the dirt is removed. Then rinse with distilled water and dry.
03. Wash the stopcock key separately. Before the stopcock key is replaced in the burette's stopcock key are not interchangeable
04. Always cover burettes when not in use.

Culture Tubes

01. Culture tubes which have been used previously must be sterilized before cleaning. The best general method for sterilising culture tubes is by autoclaving for 30 minutes at 121°C (15lb. pressure). Media which solidify on cooling should be poured out while the tubes are emptied, brush with detergent and water, rinse thoroughly with tap water, rinse with distilled water, place in a basket and dry.
02. If tubes are to be filled with a medium which is sterilized by autoclaving, do not plug until the medium is added. Both medium & tubes are thus sterilized with one autoclave.
03. If the tubes are to be filled with a sterile medium or if they are to be sterilized by the fractional method then sterilize the tubes in the autoclave or dry air sterilizer before adding the medium..

Serological Tube

01. Serological Tubes should be chemically clean but need not be sterile. However, specimens of blood which are to be kept for some time at room temperature should be collected in a sterile container. It may be expedient to sterilize all tubes as routine.
02. To clean and sterilize tubes containing blood, discard the clots in a waste container and place the tubes in a large basket. Put the basket, with others, in a large bucket or boiler. Cover with water, add a fair quantity of soap or detergent and boil for 30 minutes. Rinse the tubes and clean with brush, rinse and dry with the usual precautions.
03. It is imperative when washing serological glassware that all acid, alkali and detergent be completely removed, Both acid and alkali in small amounts destroy complement and in large amounts produce hemolysis. Detergents interfere with serologic reactions.
04. Serological tubes and glassware should be kept separate from all other glassware and used for nothing except serologic procedures.

Index

A

ADAPTERS

Air Leak Tube/ Gas Inlet Tube	26
Bushing	2
Chromatography Reservoirs	17
Claisen Heads	13
Cone	17
Cone Screw Thread	27
Cone with Rubber Tubing	21
Cone with Stem	22
Distillation	9
Receiver	11-12
Drying Tube	25
Expansion	3
Flushing	19
Inlet	22, 28
Multiple	3-4
Plastic Hose Connection	30
Pocket Thermometer	26
Receiver	6-10
Recovery Bend	8,12
Reduction	2
Rotary evaporator	16
Screw Thread	30
Socket to cone	23
Socket with stopcock	18
Splash Heads	14-15
Steam Distillation Heads	15
Still Head Plain	13
Stopcock Socket	20
Stopcock T-shape Cone	20
Straight Tubing	23
Swan Neck	5
Thermometer with Hose Connection	27
Turnover Flange Septa for Socket	29
Twin Connecting Hose	24
Vacuum or Gas 90°	24
Vacuum/Argon(Nitrogen) Straight	21
Vacuum	18-19

B

BEAKERS

Brush	35
Low form	31-32
PP Euro Design	34
Tablet Disintegration	33
Tall form	32-33
Tong SS	35

BOTTLES

Aspirator	40-41
Aspirator PP	48
BOD	46
Brush	47
Carboy PP	48-49
Culture (Roux)	47
Dropping	42
Dropping PP	49
Gas Washing	43-44
Narrow Mouth PP	52
Pouring Ring	37
Reagent	36-39, 74
Reagent PP	50-51
Safety Jar	54-55
Screw Cap PTFE (Teflon)	37
Screw Cap PP	37
SG (Pycnometers)	45
Tooled Neck	39-40
Vacuum PP	53
Wash PP	53-54
Weighing	44
Wide Mouth Square PP	52

BURETTE

Automatic	72-74
Automizer Bulb	75
Brush	68
Chloroform Bellow for Burette	75
Clamp	69-71

Index

Economy Model	63	PE Stopper Hexagonal Plastic Base	102
Glass Stopcock	56-58	PE Stopper Round Base	100, 102
PTFE detachable stopcocks	64-66	Riders/Bumpers for Cylinders	97
PTFE key stopcock	61-63, 67-68	Round Base, PP	104
PTFE needle valve stopcock	58-60	With Spout Hexagonal Glass Base	92-95, 98-99
TPX	66	With Spout Hexagonal Plastic Base	96-97
		With Spout Round Base	99-100

C

COLUMNS

Chromatography Ground cone	80
Chromatography Plain	76
Chromatography PTFE Key stopcock	78-79
Chromatography PTFE Needle Valve stopcock	76, 78
Vigreux	80

CONDENSERS

Air	81
Allihin	84-85
Coil	83-84
Dimroth	85-86
Double Surface	86
Friedrichs	87
Leibig	82-83
Reflux	87

CRUCIBLES

Filter with sintered disc	91
Holders	91
Porcelain	88
Quartz	89
Silica	89-9
Tong	90

CYLINDERS

Brush	105
Hexagonal Base, PP	104
Hydrometer Jar	103
Nessler	103
PE Stopper Hexagonal Glass Base	101

D

DESICCATORS

Glass (Plain & Vacuum)	106
PP (Plain & Vacuum)	107

DISHES

Crystallizing	108
Evaporating	109
Petri	110
Rack	111

DISTILLATION

Clevenger Apparatus	114
Dean and Stark	115
Friedrichs Condenser	113
Pestle & Mortar	111
With Graham condenser	112

E

EXTRACTION APPARATUS

Condensers for Soxhlet Apparatus	117-118
Extraction Apparatus	116
Extractor	116

F

FILTRATION ASSEMBLY

Filter Bottle	123-124
Filter Holder Assembly For 25mm	120
Filter Holder Assembly For 47 mm	121-123
Filter Holder Assembly For 90 mm	124
Flasks	120, 122, 124, 127

Index

FLASKS

Brush	151
Conical	125-126
Conical PP	136
Conical With Joint	128-129
Conical With Stopper	129
Connical With Screw Cap	130
Culture baffled	131
Culture Haffkine	132
D Flask	134
Distillation	132-133
E Flask	134-135
Evaporating	133
Filter	127-128
Flat Bottom	137
Flat Bottom with Joint	138
Grip Hand	152
Iodine	130
Kjeldahl	150
L Flask	135-136
Pear shape	148-149
Pear shape 2 Neck	148
Reaction (Vessels)	147
Reaction With Glass Stopcock	149
Round Bottom	139
Round Bottom 2 Neck	141-142
Round Bottom 3 Neck	143-144
Round Bottom 4 Neck	145-146
Round Bottom with Joint	140-141
Stainless Steel Clips	147
Stand	152
Tong	151

FLASKS VOLUMETRIC

Amber ASTM	164-166
Amber ASTM QR-Coded	164-166
Amber DIN	155-156, 158
Amber DIN QR-Coded	155-156
Amber USP	160
Amber USP QR-Coded	160

Bumper guard	169
Clear ASTM	161-163
Clear ASTM QR-Coded	161-163
Clear ASTM QR-Coded Red Stripe	167
Clear ASTM Red Stripe	167
Clear DIN	153-154, 157
Clear DIN QR-Coded	153-154
Clear USP	159
Clear USP QR-Coded	159
PP	169
Snap Cap	168

FUNNELS

Analytical PP	172
Dropping Cylindrical	182-183, 188-189
Dropping Pear Shape	191
Filter Porcelain	176
Filter PP	176
Filter with Fritted Disc	175
Filter with sintered disc	174
Holder	192
Industrial PP	173
Lids for Flask Reaction	147
Long Stem	170
Long Stem PP	172
Powder	171
Powder PP	173
Pressure Equalizing	189-190
Separating Cylindrical	187
Separating Gilson	183-184
Separating Pear (ISO Shape)	180-181, 184-186
Separating Squibb	177-180
Seperatory PP	191

INSTRUMENTS, HEATING

Digital Overhead Stirrer	205
Heating Mantle	201
Heating Mantle Combined unit with Stirrer	203-204
Heating Mantle with Stirrer	202

Index

Magnetic Stirrer - Digital 15 Station	200	Pipette Stand	226
Magnetic Stirrer with Hot Plate - 3 station	198	Rack for Tips	227
Magnetic Stirrer with Hot Plate - Analogue	194	Reloading Tray	228
Magnetic Stirrer with Hot Plate - Digital	195 -197	Tips Empty Rack	228
Mini Centrifuge	207	Universal Graduated Tips	224-226
Multi Position Stirrer	199	Variable Micropipette	222
Orbital Shaker	208		
Roller Mixer	206		

J

JOINTS

Cone	210-211
Keck Clips	212
Socket	209, 211-212
Spherical Ball	213
Spherical Cup	213

L

LAB ESSENTIALS

Box Slide	215
Cover Glass	215
Gloves	214
Jars Specimen	219
Microscopic Slides	214
Natural Rubber Cones	220
Parafilm M Dispenser	220
Silicon Rubber Cones	221
Soft Loop Sterile	216
Stirrer Glass	217
Stirrer PP	216
Storage Boxes	217
Watch Glass Neutral Glass	219
Weighing Scoops	218
Wire Gauge	218

LIQUID HANDLING

Bottle Top Dispenser, Dual Inlet Technology	230
Bottle Top Dispenser, Recirculation Valve	229
Fixed Micropipette	222
Micro Volume Pipette Multi Channel	223

M

METALWARE

Boss Head	236-237
Burner Bunsen	238
Burner Meaker	239
Clamp Condenser	234-235
Clamp Retort	233, 235-236
Clamp Universal	234
Dissecting Set	245-246
Forceps	243-245
Jack Laboratory	240
Rings Retort	232
Spatula	240-243
Stand Retort	231
Stand Tripod	238

P

PIPETTES

Box	259
Bulb	259
Controller	260
Filler	260
Gerber Milk	253
Graduated Bacteriological	253
Graduated Mohr	249-250, 252
Graduated Serological	247-248, 251-252
Pump	261
Stand	261-262
Volumetric 1 mark	254-255, 256-258
Volumetric 2 mark	256

Index

R

RUBBERWARE

Corks	264-266
Mat	271
Sheet	271
Teats	270
Tube Safety Burner	263
Tubing	267-270

S

STOPCOCKS

Burette Detachable PTFE Key	274
Burette Glass	273
Burette PTFE Key	273, 275
Burette PTFE Needle Valve	273-274
Straight Glass	272
Straight PTFE Key	272
Straight PTFE Needle Valve	272

STOPPERS

Hollow Glass with Tip	276
Polyethylene	276 - 277
PTFE	277
Solid Penny Head	277

T

TUBES

Baskets	286
Brush	285
Centrifuge	289-290
Centrifuge Box	292
Centrifuge Micro	293
Centrifuge PP	291-292
Closure Cap	281
COD Digestion	284
Culture Flat Bottom	279
Culture Round Bottom	278
Float Rack	294
Glassco Receiver	290

MCT Box	294
Rack for Centrifuge Micro	293
Reaction	285
Stand	286-288
Test Flat Bottom	285
Test Reusable	280
Test Stoppered	283
Test with RIM	280
Test without RIM	280-281
Turnover Flange Septa	282

U

UTILITY SETS

27 GU	295
29 GU	295
34 GU	296

U

VIALS

Cryo	297
Cryo Box	300
Cryo Box (PC)	298
Cryo Coders	297
Cryo Rack	298
MCT Twin Rack	299
PCR Tube Rack	299
Rack for Scintillation	301
Scintillation	300
Storage	301
Sv10 - Sv5	302

W

WATER DISTILLATION

Cabinet Still	308-309
Double Stage Horizontal	304
Double Stage Vertical	307
Single Stage Horizontal	303
Single Stage Vertical	305-306
Water Softener	310

Index Number Wise

001.202.02	209	007.204.03	212	013.202.05	2	016.202.01A	4
001.202.03	209	007.204.04	212	013.202.06*	2	016.202.01B	4
001.202.04	209	007.204.05	212	013.202.07*	2	016.202.02	4
001.202.05	209	007.204.06	212	013.202.08*	2	016.202.03	4
001.202.06	209	008.202.02	213	013.202.09*	2	016.202.04	4
001.202.07	209	008.202.03	213	013.202.10*	2	016.202.05	4
001.202.08	209	008.202.04	213	013.202.11*	2	017.202.01	4
001.202.09*	209	008.202.05*	213	013.202.12*	2	017.202.01A	4
001.202.10	209	008.202.06	213	013.202.13*	2	017.202.02	4
001.202.11*	209	009.202.02	213	013.202.14*	2	017.202.03	4
001.202.12*	209	009.202.03	213	013.202.15*	2	017.202.04	4
002.202.02	210	009.202.04	213	013.202.16*	2	018.202.01	5
002.202.03	210	009.202.05*	213	013.202.17*	2	018.202.01A	5
002.202.04	210	009.202.06	213	013.202.18	2	018.202.02	5
002.202.05	210	011.205.01	276	013.202.19*	2	018.202.03	5
002.202.06	210	011.205.02	276	013.202.20*	2	018.202.04	5
002.202.07	210	011.205.03	276	013.202.21*	2	019.202.01	5
002.202.08	210	011.205.04	276	013.230.01	2	019.202.02	5
002.202.09*	210	011.205.05	276	013.230.02	2	019.202.03	5
002.202.10	210	011.205.06	276	013.470.02	2	019.202.04	5
002.202.11*	210	011.205.07	276	013.470.02A	2	019.202.05	6
002.202.12	210	011.232.01	276	013.470.04	2	019.202.06	6
003.202.03	210	011.232.02	276	013.470.10	2	019.202.07	6
003.202.04	210	011.232.03	276	013.470.13	2	019.202.08	6
003.202.05	210	011.232.04	276	013.478.01	2	020.202.01	6
003.202.06	210	011.232.05	276	013.478.01A	2	020.202.02	6
003.202.07	210	011.232.06	276	013.478.02	2	020.202.03	6
003.202.08	210	011.232.07	276	014.202.01	3	020.202.04	6
003.202.09*	210	011.432.01	277	014.202.02*	3	020.470.01	23
003.202.10	210	011.432.02	277	014.202.03*	3	020.470.03	23
003.202.11*	210	011.432.03	277	014.202.03A	3	020.475.01	21
003.202.12	210	011.432.04	277	014.202.04	3	020.475.03	21
004.202.03	211	011.432.05	277	014.202.05*	3	021.202.01	7
004.202.04	211	011.432.06	277	014.202.06*	3	021.202.02	7
004.202.05	211	011.432.07	277	014.202.07*	3	021.202.03	7
004.202.06	211	011.432.08	277	014.202.08*	3	021.202.04	7
004.202.07	211	011.478.01	277	014.202.09*	3	021.202.05	7
004.202.08	211	011.478.02	277	014.202.10*	3	022.201.01	9
004.202.09	211	011.478.03	277	014.470.01	3	022.201.02*	9
004.202.10	211	011.478.04	277	014.470.02	3	022.201.03	9
005.202.03	211	011.478.05	277	014.470.03	3	022.201.04*	9
005.202.04	211	011.478.06	277	014.470.05	3	022.201.05*	9
005.202.05	211	011.478.07	277	014.470.09A	3	022.201.06*	9
005.202.06	211	011.478.08	277	015.202.01	3	022.201.07	9
005.202.07	211	012.269.02	277	015.202.01A*	3	022.202.01	8
005.202.08	211	012.269.02A	277	015.202.02	3	022.202.02*	8
005.202.09	211	012.269.03	277	015.202.03*	3	022.202.02A*	8
005.202.10	211	012.269.04	277	015.202.04*	3	022.202.03	8
006.202.02*	212	012.269.05	277	015.202.05*	3	022.202.04*	8
006.202.03	212	013.202.01*	2	015.202.06	3	022.202.05*	8
006.202.04	212	013.202.01A	2	015.470.01	3	022.202.06	8
006.202.05	212	013.202.02*	2	015.470.03	3	022.471.01S	9
006.202.06	212	013.202.03	2	015.470.04	3	022.471.03S	9
006.202.07	212	013.202.04*	2	016.202.01	4	022.471.05S	9

Index Number Wise

022.472.04S	8	029.202.05	13	036.471.04A	22	056.474.01	30
023.202.01	10	029.202.06	13	036.472.01	28	057.202.05	140
023.202.02	10	030.202.01	14	036.472.02	28	057.202.06*	140
023.202.03	10	030.202.02	14	036.472.03	28	057.202.07*	140
023.202.04	10	030.202.03	14	036.475.01S	21	057.202.08	140
023.202.05	10	030.275.06	16	036.475.03S	21	057.202.09	140
024.202.01	10	030.275.06A	16	037.202.01	22	057.202.10	140
024.202.02	10	030.275.06B	16	037.202.02	22	057.202.10A	140
024.202.03	10	030.276.03	16	037.202.03	22	057.202.11	140
024.470.01	11	030.276.03A	16	037.202.04	22	057.202.12	140
024.470.02	11	030.276.03B	16	038.202.01	23	057.202.13	140
024.471.03	11	030.402.04A	14	038.202.02	23	057.202.14	140
024.475.01	12	030.475.01A	16	038.202.03	23	057.202.16	140
025.202.00	7	030.475.02A	16	038.202.04	23	057.202.17	140
025.202.00A	7	030.475.04	16	039.202.01	23	057.202.18	140
025.202.01	7	030.475.04A	16	039.202.02	23	057.202.20	140
025.202.02	7	030.476.02	16	039.202.03	23	057.202.21	140
025.202.03	7	030.480.02A	17	039.202.04	23	057.202.22	140
025.202.04	7	031.202.01	14	039.202.05	23	057.202.23	140
025.470.06	7	031.202.02	14	039.202.06	23	057.202.24	140
025.475.01	9	031.202.03	14	039.202.07	23	057.202.25*	140
026.202.01	8	031.202.04	14	039.202.08	23	057.202.26	140
026.202.02	8	031.202.05	14	039.202.09	23	057.202.27	140
026.202.03	8	032.202.01	15	039.202.10	23	057.202.28*	140
026.202.04	8	032.202.02	15	041.202.01	25	057.202.29	140
026.202.05	8	032.202.03	15	041.202.02	25	057.202.30	140
026.202.06	8	032.202.04	15	041.202.03	25	057.202.31	140
026.202.07	8	032.202.05	15	041.202.04	25	057.202.32*	140
026.202.08	8	033.202.01	15	041.470.02	25	057.202.33	140
026.202.09	8	033.202.02	15	041.471.01	25	057.202.34	140
026.202.10	8	033.202.03	15	041.471.03	25	057.202.35*	140
027.202.01	12	034.202.01	17	042.202.01	26	057.202.36	140
027.202.02	12	034.202.02	17	042.202.02	26	057.202.36A	140
027.202.03	12	034.202.03	17	043.470.03	8	057.202.37	140
027.202.04	12	034.202.04	17	044.202.01	26	057.202.40	140
027.202.05	12	034.260.01	17	044.202.02	26	057.202.40A	140
028.202.01	13	034.260.02	17	044.202.03	26	057.202.40B	140
028.202.02	13	034.260.03	17	044.202.04	26	057.202.41	140
028.202.03*	13	034.260.04	17	046.202.04	24	057.202.44	140
028.202.04	13	034.470.01J	19	046.212.01	20	057.202.45	140
028.202.05*	13	034.470.02	18	046.212.02	20	057.202.45A	140
028.202.06*	13	034.470.03J	19	046.212.03	20	057.202.45B	140
028.202.07*	13	035.202.01	18	047.202.06	285	057.202.47B	140
028.202.08*	13	035.202.02	18	048.202.01	19	057.202.57	141
028.202.09*	13	035.202.03	18	056.202.01	27	057.202.58	141
028.202.10*	13	035.202.04	18	056.202.02	27	057.202.58A	141
028.470.02	13	035.212.01	20	056.202.03	27	057.202.59	141
028.470.03	13	035.212.02	20	056.202.04	27	057.202.59A	141
028.470.04	13	035.212.03	20	056.467.01	28	057.202.60	141
029.202.01	13	036.202.01	21	056.468.01	27	057.202.61	141
029.202.02*	13	036.202.02	21	056.470.01	30	057.202.62	141
029.202.03*	13	036.202.03	21	056.470.01A	27	057.470.09	141
029.202.04*	13	036.202.04	21	056.470.02A	27	057.470.11	141
		036.471.01	22	056.470.03A	27	057.470.12	141

Index Number Wise

057.470.20	141	059.202.02	141	060.202.01	143	060.240.14A	145
057.470.21	141	059.202.03	141	060.202.02	143	060.240.15	145
057.470.25	141	059.202.04	141	060.202.02A	143	060.240.16	145
057.470.25A	141	059.202.05	141	060.202.03	143	060.240.17	145
057.470.52	141	059.202.06	141	060.202.03A	143	060.240.17A	145
057.470.53	141	059.202.07	141	060.202.04	143	060.240.18	145
057.470.53A	141	059.202.08	141	060.202.04A	143	060.240.18A	145
057.470.55	141	059.202.09	141	060.202.05	143	060.240.19	145
057.470.55A	141	059.202.10	141	060.202.06	143	060.240.20	145
057.470.55B	141	059.202.11	141	060.202.07	143	060.240.20A	145
058.202.00	138	059.202.12	141	060.202.08	143	060.240.20B	145
058.202.01	138	059.202.13	141	060.202.08A	143	060.240.26	145
058.202.02	138	059.202.14	141	060.202.09	143	060.240.26A	145
058.202.02A	138	059.202.15	141	060.202.10	143	060.240.29	145
058.202.03	138	059.202.15A	141	060.202.11	143	060.240.29B	145
058.202.03B	138	059.202.20	141	060.202.12	143	060.240.32	145
058.202.04	138	059.202.20A	141	060.202.12A	143	060.240.33	145
058.202.05	138	059.202.24	141	060.202.13	143	060.240.33A	145
058.202.07	138	059.202.24A	141	060.202.14	143	060.240.34	145
058.202.08	138	059.202.28	141	060.202.15	143	060.470.00	143
058.202.09	138	059.202.29	141	060.202.16	143	060.470.00A	143
058.202.11	138	059.202.30	141	060.202.17	143	060.470.01	143
058.202.11A	138	059.212.00	142	060.202.18	143	060.470.01A	143
058.202.12	138	059.212.00A	142	060.202.19	143	060.470.03	143
058.202.13	138	059.212.01	142	060.202.20	143	060.470.03A	143
058.202.14	138	059.212.01A	142	060.202.26	143	060.470.04	143
058.202.15	138	059.212.01B	142	060.202.26A	143	060.470.04A	143
058.202.16	138	059.212.02	142	060.202.29	143	060.470.08A	143
058.202.17	138	059.212.02A	142	060.202.29B	143	060.470.09	143
058.202.18	138	059.212.02B	142	060.202.32	143	060.470.10	143
058.202.19	138	059.212.03	142	060.202.33	143	060.470.19	143
058.202.19A	138	059.212.03A	142	060.202.34	143	061.202.00	144
058.202.20	138	059.212.03B	142	060.240.00	145	061.202.00A	144
058.202.21	138	059.212.04	142	060.240.01	145	061.202.00B	144
058.202.22	138	059.212.04A	142	060.240.02	145	061.202.00C	144
058.202.23	138	059.212.04B	142	060.240.02A	145	061.202.01	144
058.202.24	138	059.212.05	142	060.240.03	145	061.202.01A	144
058.202.25	138	059.212.05A	142	060.240.03A	145	061.202.02	144
058.202.25A	138	059.212.06	142	060.240.04	145	061.202.02A	144
058.202.25B	138	059.212.06A	142	060.240.04A	145	061.202.03	144
058.202.26	138	059.212.07	142	060.240.05	145	061.202.03A	144
058.202.26A	138	059.212.07A	142	060.240.06	145	061.202.04	144
058.202.26B	138	059.212.08	142	060.240.07	145	061.202.05	144
058.202.56	138	059.212.08A	142	060.240.08	145	061.202.05A	144
058.202.58	138	059.212.09	142	060.240.08A	145	061.202.06	144
058.202.58C	138	059.468.01	149	060.240.09	145	061.202.07	144
058.202.59	138	059.468.07	149	060.240.10	145	061.202.08	144
058.202.59A	138	059.470.00	142	060.240.10A	145	061.202.09	144
058.202.60	138	059.470.00A	142	060.240.11	145	061.202.10	144
058.202.61	138	059.470.03	142	060.240.12	145	061.202.11	144
058.202.62	138	059.470.05A	142	060.240.12A	145	061.202.12	144
058.470.23	138	059.470.08	142	060.240.12B	145	061.202.13	144
059.202.01	141	059.470.10	142	060.240.13	145	061.202.14	144
		059.470.15	142	060.240.14	145	061.202.15	144

Index Number Wise

061.202.17	144	061.470.00A	144	071.202.22	128	075.202.01	130
061.202.18	144	061.470.05A	144	071.202.22A	128	075.202.02	130
061.202.19	144	061.470.10	144	071.202.23	128	075.202.04	130
061.202.19A	144	062.202.06*	148	071.202.25	128	075.202.05	130
061.202.26	144	062.202.07	148	071.202.26	128	075.202.06	130
061.202.26A	144	062.202.09	148	071.202.27	128	075.212.04	131
061.202.27	144	062.470.06	149	071.202.28	128	075.212.05	131
061.240.00	146	062.470.07	149	071.202.29	128	075.212.06	131
061.240.00B	146	062.470.07A	149	071.202.30	128	075.212.07	131
061.240.00BA	146	062.470.09	149	071.202.31	128	076.202.01	129
061.240.01	146	062.470.11	149	071.202.50	129	076.202.01A	129
061.240.01A	146	062.470.12	149	071.202.51	129	076.202.02	129
061.240.01B	146	063.202.01	148	071.202.52	129	076.202.03	129
061.240.02	146	063.202.02	148	071.202.52A	129	076.202.03A	129
061.240.02A	146	069.202.01	133	071.202.53	129	076.202.04	129
061.240.03	146	069.202.02	133	071.202.54	129	076.202.05	129
061.240.03A	146	069.202.03	133	071.202.55	129	077.202.01	150
061.240.03B	146	069.202.04	133	071.470.04	129	077.202.02*	150
061.240.03C	146	069.202.05	133	071.470.06	129	077.202.03	150
061.240.04	146	069.202.06	133	071.470.09	129	077.202.04	150
061.240.05	146	069.202.07	133	071.470.10A	129	078.202.01	147
061.240.05A	146	069.202.08	133	071.470.51A	129	078.202.02	147
061.240.05B	146	069.202.09	133	072.202.01	130	078.202.04	147
061.240.06	146	069.202.10	133	072.202.02	130	078.202.05	147
061.240.06A	146	069.470.02	133	072.202.03	130	078.202.06	147
061.240.06B	146	069.470.04	133	072.202.04	130	079.202.01	147
061.240.07	146	069.470.06	133	073.202.03*	132	079.202.02	147
061.240.08	146	069.470.07	133	073.202.04	132	079.202.03	147
061.240.09	146	069.470.08	133	073.202.05*	132	080.202.01	147
061.240.10	146	069.470.09	133	073.205.01	132	082.202.05	278
061.240.10A	146	070.202.01	150	073.206.01	133	082.202.06	278
061.240.10B	146	070.202.02	150	074.202.01	127	082.202.07	278
061.240.11	146	070.202.03	150	074.202.01A	127	082.204.01	278
061.240.11A	146	070.202.04*	150	074.202.02	127	082.204.02	278
061.240.12	146	070.202.05	150	074.202.03	127	082.204.02	278
061.240.13	146	070.202.06	150	074.202.04	122, 127	082.204.02B	278
061.240.14	146	071.202.06	128	074.202.05	122, 127	082.204.03	278
061.240.15	146	071.202.07	128	074.202.08	122, 127	082.204.04	278
061.240.15B	146	071.202.08	128	074.205.01B	128	082.204.05	278
061.240.16B	146	071.202.08	128	074.205.01C	128	082.204.06	278
061.240.17	146	071.202.09	128	074.205.02	128	082.204.07	278
061.240.18	146	071.202.10	128	074.205.02A	128	082.204.08	278
061.240.18B	146	071.202.10A	128	074.205.03	128	082.204.13	278
061.240.19	146	071.202.11	128	074.205.03A	128	082.279.05	278
061.240.19A	146	071.202.12	128	074.205.04	128	082.279.05A	278
061.240.26	146	071.202.13	128	074.205.04A	128	082.279.10	278
061.240.26A	146	071.202.14	128	074.402.01	127	082.279.10A	278
061.240.26B	146	071.202.15	128	074.402.02	127	083.202.01	279
061.240.27	146	071.202.16	128	074.402.03	127	083.202.02A	279
061.402.06	144	071.202.17	128	074.402.04	127	083.202.02AB	279
061.402.09	144	071.202.17A	128	074.402.04A	127	083.202.02B	279
061.402.12	144	071.202.18	128	074.402.05	127	083.202.03	279
061.402.15	144	071.202.19	128	074.402.06	127	083.202.04	279
061.470.00	144	071.202.20	128	074.402.07	127	083.204.02C	279
		071.202.21A	128	074.402.09	127		

Index Number Wise

088.202.01	289	097.211.07A	280	106.379.01	50	111.303.03	136
088.202.02	289	097.211.10A	280	106.379.02	50	112.202.01A	59
088.202.03	289	097.211.12	280	106.379.03	50	112.202.02A	59
088.202.04	289	097.215.01	280	106.379.04	50	112.202.03A	59
088.202.05	289	097.215.02	280	106.379.05	50	112.202.04A	59
088.468.03	290	097.215.03	280	106.379.06	50	112.223.01A	58
089.202.02	289	097.215.04	280	106.379.07	50	112.223.02A	58
089.202.03	289	097.215.04A	280	106.379.08	50	112.223.03A	58
089.202.05	289	097.215.06	280	106.379.09	50	112.223.04A	58
089.202.06	289	097.215.07	280	107.303.01	51	112.224.01	60
089.202.07	289	097.215.08	280	107.303.02	51	112.224.02	60
090.202.02	217	097.215.08A	280	107.303.03	51	112.224.03	60
090.202.02A	217	097.215.08B	280	107.303.04	51	112.303.01	69
090.202.02B	217	097.215.12	280	107.303.05	51	112.303.02	69
090.202.02C	217	097.215.14	280	107.303.06	51	113.202.01	60
090.202.04	217	099.202.01	281	107.379.01	51	113.202.02	60
090.202.04A	217	099.202.02	281	107.379.02	51	113.202.03	60
090.202.04B	217	099.202.03	281	107.379.03	51	113.202.04	60
090.202.04C	217	099.202.04	281	107.379.04	51	113.223.01	59
091.202.15	284	099.202.05	281	107.379.05	51	113.223.02	59
091.202.17	284	099.202.06	281	107.379.06	51	113.223.03	59
093.202.02	284	099.203.02	281	108.303.01	48	113.223.04	59
093.202.03	284	099.203.06	281	108.303.02	48	113.303.01	192
093.202.06A	284	099.203.07	281	108.303.03	48	114.202.04A	61
094.202.01	290	100.202.01	281	108.303.04	48	114.202.05A	61
094.202.02	290	100.202.02	281	109.224.03	63	114.202.06A	61
094.202.03	290	100.202.03	281	109.303.01	53	114.202.07A	61
094.202.04	290	100.202.04	281	109.303.02	53	114.223.04A	61
094.202.05	290	100.202.05	281	109.303.03	53	114.223.05A	61
094.202.07	290	101.303.01	34	109.303.04	53	114.223.06A	61
095.202.01	283	101.303.02	34	110.202.01A	56	114.223.07A	61
095.202.02	283	101.303.03	34	110.202.02A	56	114.224.01	63
095.202.03	283	101.303.04	34	110.202.03A	56	114.224.02	63
095.202.04	283	101.303.05	34	110.202.04A	56	114.224.03	63
095.202.04A	283	101.303.06	34	110.223.01	56	114.303.01	192
095.202.06	283	101.303.07	34	110.223.02	56	114.424.01	68
095.202.07	283	101.303.08	34	110.223.03	56	114.424.02	68
096.202.01	283	103.303.01	66	110.223.04	56	114.424.03	68
096.202.02	283	103.303.02	66	110.224.01	58	115.202.01	62
096.202.03	283	103.303.03	66	110.224.02	58	115.202.02	62
096.202.04	283	104.303.01	261	110.224.03	58	115.202.03	62
096.202.05	283	104.303.02	261	110.303.01	54	115.202.04	62
096.202.06	283	104.303.03	261	110.303.02	54	115.223.01	62
096.202.07	283	105.303.01	49	110.303.03	54	115.223.02	62
097.202.01	280	105.303.02	49	111.202.01	57	115.223.03	62
097.202.02	280	106.303.01	50	111.202.02	57	115.223.04	62
097.202.03	280	106.303.02	50	111.202.03	57	115.303.01	152
097.202.04	280	106.303.03	50	111.202.04	57	115.451.01	67
097.202.05	280	106.303.04	50	111.223.01	57	115.451.02	67
097.202.06	280	106.303.05	50	111.223.02	57	115.451.03	67
097.202.07	280	106.303.06	50	111.223.03	57	115.451.04	67
097.203.05	280	106.303.07	50	111.223.04	57	115.452.01	67
097.203.06	280	106.303.08	50	111.303.01	136	115.452.02	67
		106.303.09	50	111.303.02	136	115.452.03	67

Index Number Wise

115.452.04	67	122.222.08	255	123.220.06E	256	123.450.05	258
117.202.01	65	122.303.04	172	123.220.06O	256	123.450.06	258
117.202.01A	64	122.303.05	172	123.220.07	256	123.450.06E	258
117.202.02	65	122.422.00D	258	123.220.08	256	123.450.06O	258
117.202.02A	64	122.422.01	258	123.223.00	254	123.450.07	258
117.202.03	65	122.422.02	258	123.223.01	254	123.450.08	258
117.202.03A	64	122.422.02A	258	123.223.02	254	123.454.00D	257
117.223.01	65	122.422.02B	258	123.223.02A*	254	123.454.01	257
117.223.01A	64	122.422.03	258	123.223.02B*	254	123.454.02	257
117.223.02	65	122.422.03A	258	123.223.03	254	123.454.02A	257
117.223.02A	64	122.422.03B	258	123.223.03A*	254	123.454.02B	257
117.223.03	65	122.422.03C	258	123.223.03B*	254	123.454.03	257
117.223.03A	64	122.422.03D	258	123.223.03C*	254	123.454.03A	257
117.224.01	66	122.422.04	258	123.223.03D*	254	123.454.03B	257
117.224.02	66	122.422.04E	258	123.223.04	254	123.454.03C	257
117.224.03	66	122.422.05	258	123.223.04A*	254	123.454.03D	257
118.245.01A	72	122.422.06	258	123.223.05	254	123.454.04	257
118.245.02A	72	122.422.06E	258	123.223.06	254	123.454.04E	257
118.245.03A	72	122.422.06O	258	123.223.06E*	254	123.454.05	257
118.246.01	72	122.422.07	258	123.223.06O*	254	123.454.06	257
118.246.02	72	122.422.08	258	123.223.07	254	123.454.06E	257
118.246.03	72	123.202.00	255	123.223.08	254	123.454.06O	257
118.255.01	73	123.202.01	255	123.252.00*	256	123.454.07	257
118.255.02	73	123.202.02	255	123.252.01	256	123.454.08	257
118.255.03	73	123.202.02A*	255	123.252.02	256	123.461.00	257
118.256.01	73	123.202.02B*	255	123.252.02A*	256	123.461.01	257
118.256.02	73	123.202.03	255	123.252.02B*	256	123.461.02	257
118.256.03	73	123.202.03A*	255	123.252.03	256	123.461.02A	257
118.272.01	74	123.202.03B*	255	123.252.03A*	256	123.461.02B	257
118.272.02	74	123.202.03C*	255	123.252.03B*	256	123.461.03	257
118.303.01	107	123.202.03D*	255	123.252.03C*	256	123.461.03A	257
118.303.02	107	123.202.04	255	123.252.03D*	256	123.461.03B	257
118.303.03	107	123.202.04A*	255	123.252.04	256	123.461.03C	257
118.303.04	107	123.202.05	255	123.252.04A*	256	123.461.03D	257
118.456.01	74	123.202.06	255	123.252.05	256	123.461.04	257
118.456.02	74	123.202.06E*	255	123.252.06	256	123.461.04E	257
118.456.03	74	123.202.06O*	255	123.252.06E*	256	123.461.05	257
118.472.01	74	123.202.07	255	123.252.06O*	256	123.461.06	257
118.472.02	74	123.202.08	255	123.252.07	256	123.461.06E	257
119.303.01	107	123.207.04	253	123.252.08	256	123.461.06O	257
119.303.02	107	123.220.00	256	123.303.01	176	123.461.07	257
119.303.03	107	123.220.01	256	123.303.02	176	123.461.08	257
119.303.04	107	123.220.02	256	123.303.03	176	124.125.00	252
119.303.05	107	123.220.02A	256	123.450.00D	258	124.125.00A	252
119.303.06	107	123.220.02B	256	123.450.01	258	124.125.01	252
119.303.07	107	123.220.03	256	123.450.02	258	124.125.01A	252
119.303.08	107	123.220.03A	256	123.450.02A	258	124.125.02	252
122.222.01	255	123.220.03B	256	123.450.02B	258	124.125.03	252
122.222.02	255	123.220.03C	256	123.450.03	258	124.125.04	252
122.222.03	255	123.220.03D	256	123.450.03A	258	124.125.05	252
122.222.04	255	123.220.04	256	123.450.03B	258	124.303.01	110
122.222.05	255	123.220.04E	256	123.450.03C	258	124.303.02	110
122.222.06	255	123.220.05	256	123.450.03D	258	124.303.03	110
122.222.07	255	123.220.06	256	123.450.04	258	124.303.04	110
				123.450.04E	258		

Index Number Wise

124.303.05	110	125.423.01	251	129.222.02	157	130.222.11A	158
124.418.00	252	125.423.01A	251	129.222.02A	157	130.234.01	154
124.418.00A	252	125.423.02	251	129.222.03	157	130.234.01A	156
124.418.01	252	125.423.03	251	129.222.04	157	130.234.02	154
124.418.01A	252	125.423.04	251	129.222.04A	157	130.234.02A	156
124.418.02	252	125.423.06	251	129.222.05	157	130.234.03	154
124.418.03	252	125.452.01	250	129.222.06	157	130.234.03A	156
124.418.04	252	125.452.01A	250	129.222.07	157	130.234.04	154
124.418.06B	252	125.452.02	250	129.222.08	157	130.234.04A	156
125.202.00	247	125.452.03	250	129.222.09	157	130.234.05	154
125.202.00A	247	125.452.04	250	129.222.10	157	130.234.05A	156
125.202.01	247	125.452.05	250	129.222.11	157	130.234.06	154
125.202.01A	247	125.453.00	249	129.303.01	215	130.234.06A	156
125.202.02	247	125.453.00A	249	129.303.02	215	130.234.07	154
125.202.02A	247	125.453.00B	249	129.303.03	215	130.234.07A	156
125.202.03	247	125.453.00C	249	130.202.01	153	130.234.08	154
125.202.03A	247	125.453.01	249	130.202.01A	155	130.234.08A	156
125.202.04	247	125.453.01A	249	130.202.02	153	130.234.09	154
125.202.06	247	125.453.02	249	130.202.02A	153	130.234.09A	156
125.207.01	253	125.453.02A	249	130.202.02AB	155	130.234.10	154
125.207.02	253	125.453.04	249	130.202.03	153	130.234.10A	156
125.220.00	248	125.453.06	250	130.202.03A	155	130.234.11	154
125.220.00A	248	125.455.01	250	130.202.04	153	130.234.11A	156
125.220.01	248	125.455.01A	250	130.202.04A	155	130.234.12	154
125.220.02	248	125.455.02	250	130.202.04B	153	130.234.12A	156
125.220.03	248	125.455.03	250	130.202.05	153	130.234.13	154
125.220.04	248	125.455.04	250	130.202.05A	155	130.234.13A	156
125.220.06	248	125.455.05	250	130.202.05AB	155	130.234.14	154
125.223.00	247	125.461.00	248	130.202.05B	153	130.303.01	293
125.223.00A	247	125.461.00A	248	130.202.06	153	130.303.02	293
125.223.01	247	125.461.01	248	130.202.06A	155	130.422.01A	158
125.223.01A	247	125.461.02	248	130.202.06AB	155	130.422.02AB	158
125.223.02	247	125.461.03	248	130.202.07	153	130.422.03A	158
125.223.02A	247	125.461.04	248	130.202.07A	155	130.422.04A	158
125.223.03	247	125.461.06	248	130.202.08	153	130.422.05A	158
125.223.03A	247	127.202.01	169	130.202.08A	155	130.422.05AB	158
125.223.04	247	127.202.02	169	130.202.09	153	130.422.06A	158
125.223.06	247	127.202.03	169	130.202.09A	155	130.422.06AB	158
125.402.01	251	127.202.04	169	130.202.10	153	130.422.07A	158
125.402.01A	251	127.202.05	169	130.202.10A	155	130.422.08A	158
125.402.02	251	128.234.01	157	130.202.11	153	130.422.09A	158
125.402.03	251	128.234.02	157	130.202.11A	155	130.422.10A	158
125.402.04	251	128.234.02A	157	130.222.01A	158	130.422.11A	158
125.402.06	251	128.234.03	157	130.222.02AB	158	130.461.01	159
125.416.00	249	128.234.04	157	130.222.03A	158	130.461.02	159
125.416.00A	249	128.234.04A	157	130.222.04A	158	130.461.03	159
125.416.00B	249	128.234.05	157	130.222.05A	158	130.461.04	159
125.416.00C	249	128.234.06	157	130.222.05AB	158	130.461.05	159
125.416.01	249	128.234.07	157	130.222.06A	158	130.461.06	159
125.416.01A	249	128.234.08	157	130.222.06AB	158	130.461.07	159
125.416.02	249	128.234.09	157	130.222.07A	158	130.461.08	159
125.416.02A	249	128.234.10	157	130.222.08A	158	130.461.09	159
125.416.04	249	128.234.11	157	130.222.09A	158	130.461.10	159
125.416.06B	249	129.222.01	157	130.222.10A	158	130.461.11	159

Index Number Wise

130.461.12	159	131.234.09	161	132.422.05	168	134.237.05	167
130.461.13	159	131.234.09A	164	132.422.06	168	134.237.06	167
130.462.01	160	131.234.10	161	132.422.07	168	134.237.07	167
130.462.02	160	131.234.10A	164	132.422.08	168	134.237.08	167
130.462.03	160	131.234.11	161	132.422.09	168	134.303.01	294
130.462.04	160	131.234.11A	164	132.422.10	168	134.303.02	294
130.462.05	160	131.234.13*	161	132.422.11	168	134.478.00*	163
130.462.06	160	131.234.15*	161	133.303.01	299	134.478.00A*	166
130.462.07	160	131.237.01	167	134.232.00*	162	134.478.00B*	163
130.462.08	160	131.237.02	167	134.232.00A*	165	134.478.00BA*	166
130.462.09	160	131.237.03*	167	134.232.00B*	162	134.478.01	163
130.462.10	160	131.237.04	167	134.232.00BA*	165	134.478.01A	166
130.462.11	160	131.237.05	167	134.232.01	162	134.478.02	163
130.462.12	160	131.237.06	167	134.232.01A	165	134.478.02A	166
130.462.13	160	131.237.07	167	134.232.02	162	134.478.03*	163
131.232.01	162	131.237.08	167	134.232.02A	165	134.478.03A*	166
131.232.01A	165	131.237.09	167	134.232.03*	162	134.478.04	163
131.232.02	162	131.237.10	167	134.232.03A*	165	134.478.04A	166
131.232.02A	165	131.237.11	167	134.232.04	162	134.478.05	163
131.232.03*	162	131.237.13*	167	134.232.04A	165	134.478.05A	166
131.232.03A*	165	131.237.15*	167	134.232.05	162	134.478.06	163
131.232.04	162	131.303.01	294	134.232.05A	165	134.478.06A	166
131.232.04A	165	131.478.01	163	134.232.06	162	134.478.07	163
131.232.05	162	131.478.01A	166	134.232.06A	165	134.478.07A	166
131.232.05A	165	131.478.02	163	134.232.07	162	134.478.08	163
131.232.06	162	131.478.02A	166	134.232.07A	165	134.478.08A	166
131.232.06A	165	131.478.03*	163	134.232.08	162	135.303.01	291
131.232.07	162	131.478.03A*	166	134.232.08A	165	135.303.02	291
131.232.07A	165	131.478.04	163	134.234.00*	161	135.303.03	291
131.232.08	162	131.478.04A	166	134.234.00A*	164	135.303.04	291
131.232.08A	165	131.478.05	163	134.234.00B*	161	136.202.01	97
131.232.09	162	131.478.05A	166	134.234.00BA*	164	136.202.02	97
131.232.09A	165	131.478.06	163	134.234.01	161	136.202.03	97
131.232.10	162	131.478.06A	166	134.234.01A	164	136.202.04	97
131.232.10A	165	131.478.07	163	134.234.02	161	136.202.05	97
131.232.11	162	131.478.07A	166	134.234.02A	164	136.202.06	97
131.232.13*	162	131.478.08	163	134.234.03*	161	136.202.07	97
131.232.15	162	131.478.08A	166	134.234.03A*	164	136.202.08	97
131.234.01	161	131.478.09	163	134.234.04	161	136.202.09	97
131.234.01A	164	131.478.09A	166	134.234.04A	164	136.303.01	291
131.234.02	161	131.478.10	163	134.234.05	161	136.303.02	291
131.234.02A	164	131.478.10A	166	134.234.05A	164	136.303.03	291
131.234.03*	161	131.478.11	163	134.234.06	161	136.303.04	291
131.234.03A*	164	131.478.11A	166	134.234.06A	164	137.202.01	97
131.234.04	161	131.478.13*	163	134.234.07	161	137.202.02	97
131.234.04A	164	131.478.15*	163	134.234.07A	164	137.202.03	97
131.234.05	161	132.303.01	299	134.234.08	161	137.202.04	97
131.234.05A	164	132.402.05W	168	134.234.08A	164	137.202.05	97
131.234.06	161	132.402.06W	168	134.237.00*	167	137.202.06	97
131.234.06A	164	132.402.07W	168	134.237.00B*	167	137.202.07	97
131.234.07	161	132.402.08W	168	134.237.01	167	137.202.08	97
131.234.07A	164	132.402.09W	168	134.237.02	167	137.204.01	96
131.234.08	161	132.402.10W	168	134.237.03*	167	137.204.02	96
131.234.08A	164	132.402.11W	168	134.237.04	167	137.204.03	96

Index Number Wise

137.204.04	96	139.202.04A	92	139.453.08A	93	142.222.08A	101
137.204.05	96	139.202.05	99	139.454.00A	93	142.223.00A	100
137.204.06	96	139.202.05A	92	139.454.01A	93	142.223.01A	100
137.204.07	96	139.202.06	99	139.454.02A	93	142.223.02A	100
137.204.08	96	139.202.06A	92	139.454.03A	93	142.223.03A	100
137.223.01	96	139.202.07	99	139.454.04A	93	142.223.04A	100
137.223.02	96	139.202.07A	92	139.454.05A	93	142.223.05A	100
137.223.03	96	139.202.08	99	139.454.06A	93	142.223.06A	100
137.223.04	96	139.202.08A	92	139.454.07A	93	142.223.07A	100
137.223.05	96	139.202.09	99	139.454.08A	93	142.223.08A	100
137.223.06	96	139.221.00A	98	139.464.00A	95	142.232.00A	102
137.223.07	96	139.221.01A	98	139.464.01A	95	142.232.01A	102
137.223.08	96	139.221.02A	98	139.464.02A	95	142.232.02A	102
137.303.01	292	139.221.03A	98	139.464.03A	95	142.232.03A	102
137.303.02	292	139.221.04A	98	139.464.04A	95	142.232.04A	102
137.303.03	292	139.221.05A	98	139.464.05A	95	142.232.05A	102
138.270.01	103	139.221.06A	98	139.464.06A	95	142.232.06A	102
138.271.02	103	139.221.07A	98	139.464.07A	95	142.232.07A	102
138.271.03	103	139.221.08A	98	139.464.08A	95	143.202.01	103
138.271.04	103	139.222.01	100	139.465.00A	94	143.202.02	103
138.288.00A	95	139.222.02	100	139.465.01A	94	144.303.01	301
138.288.01A	95	139.222.03	100	139.465.02A	94	144.303.02	301
138.288.02A	95	139.222.04	100	139.465.03A	94	144.303.03	301
138.288.03A	95	139.222.05	100	139.465.04A	94	147.202.02	177
138.288.04A	95	139.222.06	100	139.465.05A	94	147.202.03	177
138.288.05A	95	139.222.07	100	139.465.06A	94	147.202.04	177
138.288.06A	95	139.222.08	100	139.465.07A	94	147.202.05	177
138.288.07A	95	139.222.09	100	139.465.08A	94	147.202.06	177
138.288.08A	95	139.223.00A*	92	141.222.01	102	147.202.07	177
138.289.00A	94	139.223.01A	92	141.222.02	102	147.209.02	177
138.289.01A	94	139.223.02A	92	141.222.03	102	147.209.03	177
138.289.02A	94	139.223.03A	92	141.222.04	102	147.209.04	177
138.289.03A	94	139.223.04A	92	141.222.05	102	147.209.05	177
138.289.04A	94	139.223.05A	92	141.222.06	102	147.209.06	177
138.289.05A	94	139.223.06A	92	141.222.07	102	147.209.07	177
138.289.06A	94	139.223.07A	92	141.222.08	102	147.303.01	302
138.289.07A	94	139.223.08A	92	141.222.09	102	147.303.02	302
138.289.08A	94	139.292.00A	98	142.202.00A	101	148.202.02	178
138.429.00A	99	139.292.01A	98	142.202.01A	101	148.202.03	178
138.429.01A	99	139.292.02A	98	142.202.02A	101	148.202.04	178
138.429.02A	99	139.292.03A	98	142.202.03A	101	148.202.05	178
138.429.03A	99	139.292.04A	98	142.202.04A	101	148.202.06	178
138.429.04A	99	139.292.05A	98	142.202.05A	101	148.202.07	178
138.429.05A	99	139.292.06A	98	142.202.06A	101	148.209.02	178
138.429.06A	99	139.292.07A	98	142.202.07A	101	148.209.03	178
138.429.07A	99	139.292.08A	98	142.202.08A	101	148.209.04	178
139.202.00A	92	139.453.00A	93	142.222.00A	101	148.209.05	178
139.202.01	99	139.453.01A	93	142.222.01A	101	148.209.06	178
139.202.01A	92	139.453.02A	93	142.222.02A	101	148.209.07	178
139.202.02	99	139.453.03A	93	142.222.03A	101	148.303.01	300
139.202.02A	92	139.453.04A	93	142.222.04A	101	148.303.02	300
139.202.03	99	139.453.05A	93	142.222.05A	101	149.202.02	179
139.202.03A	92	139.453.06A	93	142.222.06A	101	149.202.03	179
139.202.04	99	139.453.07A	93	142.222.07A	101	149.202.04	179

Index Number Wise

149.202.05	179	155.303.03	300	163.204.11	185	165.305.05	292
149.202.06	179	155.303.04	300	163.303.01	287	166.202.02	187
149.202.07	179	156.202.04	182	163.303.02	287	166.202.02A	187
149.209.02	179	156.202.05	182	163.303.03	287	166.202.03	187
149.209.03	179	156.202.06	182	163.303.04	287	166.202.03A	187
149.209.04	179	156.203.02	182	163.303.05	287	166.202.05A	187
149.209.05	179	156.203.03	182	163.303.06	287	166.202.06A	187
149.209.06	179	156.204.02	182	163.303.07	287	166.202.07A	187
149.209.07	179	156.204.03	182	163.303.08	287	166.303.01	288
149.303.01	301	158.202.04	183	163.303.09	287	166.303.02	288
149.303.02	301	158.202.05	183	163.303.10	287	166.303.03	288
149.402.03	180	158.202.06	183	163.303.11	287	166.303.04	288
149.402.04	180	158.203.02	183	163.303.12	287	166.303.05	288
149.402.05	180	158.203.03	183	163.303.13	287	167.202.02	188
149.402.06	180	158.204.02	183	163.303.14	287	167.202.02A	188
149.402.07	180	158.204.03	183	163.303.15	287	167.202.03	188
150.202.02	180	158.303.01	169	164.202.03	185	167.202.03A	188
150.202.03	180	158.303.02	169	164.202.05	185	167.202.05A	188
150.202.04	180	158.303.03	169	164.204.06	185	167.202.06A	188
150.202.05	180	158.303.04	169	164.204.08	185	167.202.07A	188
150.202.06	180	158.303.05	169	164.204.11	185	167.210.02	189
150.202.07	180	158.303.06	169	164.210.03	186	167.210.02A	189
150.204.03A*	180	159.202.01	183	164.210.05	186	167.210.03A	189
151.202.02	181	159.202.02	183	164.210.06	186	167.210.05	189
151.202.03	181	159.202.03	183	164.210.08	186	167.210.06	189
151.202.04	181	159.202.04	183	164.210.10	186	167.210.07	189
151.202.05	181	159.202.05	183	164.303.01	288	167.303.01	286
151.202.06	181	159.202.06	183	164.303.02	288	167.303.02	286
151.202.07	181	159.303.01	110	164.303.03	288	167.303.03	286
151.204.03A*	181	160.202.01	184	164.303.04	288	168.202.01	189
151.303.02	297	160.202.02	184	164.303.05	288	168.202.01A	189
151.303.03	297	160.202.03	184	164.303.06	288	168.202.02A	189
152.202.02	181	160.202.04	184	164.303.07	288	168.202.03A	189
152.202.03	181	160.202.05	184	164.303.08	288	168.202.04A	189
152.202.04	181	160.202.06	184	164.303.09	288	168.202.05A	189
152.202.05	181	160.303.01	111	164.303.10	288	168.303.01	261
152.202.06	181	160.303.02	111	164.303.11	288	169.202.01	190
152.202.07	181	161.303.01	286	165.202.02	187	169.202.01A	190
152.204.03A*	181	161.303.02	286	165.202.02A	187	169.202.02A	190
152.303.01	297	162.202.03	184	165.202.03	187	169.202.03A	190
153.303.01	298	162.202.05	184	165.202.03A	187	169.202.04A	190
154.202.04	182	162.204.06	184	165.202.05A	187	169.202.05A	190
154.202.05	182	162.204.08	184	165.202.06A	187	169.303.01	262
154.202.06	182	162.204.11	184	165.202.07A	187	170.202.01	190
154.203.02	182	162.210.03	186	165.210.02	188	170.202.02A	190
154.203.03	182	162.210.05	186	165.210.02A	188	170.202.04A	190
154.204.02	182	162.210.06	186	165.210.03	188	170.202.05A	190
154.204.03	182	162.210.08	186	165.210.03A	188	170.303.01	262
154.303.01	298	162.210.10	186	165.210.05	188	171.202.01	191
154.303.02	298	162.303.01	287	165.210.06	188	171.202.02A	191
154.303.03	298	163.202.03	185	165.210.07	188	171.202.04A	191
154.303.04	298	163.202.05	185	165.303.01	293	167.210.03	189
155.303.01	300	163.204.06	185	165.303.02	293	171.202.05A	191
155.303.02	300	163.204.08	185	165.305.03	292	171.303.01	259

Index Number Wise

175.303.01	104	182.202.06	82	189.303.01	217	191.202.03	117
175.303.02	104	182.202.10	82	189.303.02	217	192.181.01	118
175.303.03	104	182.202.11	82	189.303.03	217	192.181.01A	118
175.303.04	104	182.204.02	82	190.181.01A	85	192.181.02	118
175.303.05	104	182.402.01	82	190.181.02A	85	192.181.03	118
175.303.06	104	182.402.02	82	190.181.03A	85	192.202.01	118
175.303.07	104	182.402.04	82	190.181.04A	85	192.202.01A	118
175.303.08	104	182.402.05	82	190.181.05	84	192.202.02	118
177.303.01	104	182.407.02	83	190.181.05A	85	192.202.03	118
177.303.02	104	182.407.03	83	190.181.06	84	193.303.01	216
177.303.03	104	182.407.04	83	190.181.06A*	85	193.303.02	216
177.303.04	104	182.407.05	83	190.181.07	84	193.303.03	216
177.303.05	104	182.417.02	83	190.181.07A*	85	193.303.04	216
177.303.06	104	182.417.03	83	190.181.08	84	193.303.05	216
177.303.07	104	182.417.04	83	190.181.08A	85	195.303.01	48
179.303.01	34	182.417.05	83	190.181.09	84	195.303.02	48
179.303.05	34	182.481.01	82	190.181.09A	84	196.303.01	49
179.303.06	34	182.481.02	82	190.181.10*	84	196.303.02	49
179.303.07	34	182.481.03	82	190.181.11*	84	197.204.01	80
179.303.08	34	182.481.05	82	190.181.12*	84	197.204.02	80
179.303.09	34	183.181.01	83	190.181.13	84	197.204.03	80
180.202.10	87	183.181.01A	83	190.202.05	85	197.204.05A	80
181.202.01	81	183.181.02A	83	190.202.06	85	197.204.05C	80
181.202.02	81	183.181.03	83	190.202.07	85	197.204.05D	80
181.202.03	81	183.181.04	83	190.202.08	85	197.204.06	80
181.202.04	81	183.181.04A	83	190.202.09	85	197.204.06A	80
181.202.05	81	183.181.05	83	190.202.09A*	85	197.303.01	52
181.202.06	81	183.181.06	83	190.202.10*	85	197.470.00	80
181.202.07	81	183.181.07	83	190.202.11*	85	197.470.09	80
181.202.08	81	183.202.01	84	190.202.12*	85	198.303.01	52
181.202.09	81	183.202.01A	84	190.202.13	85	199.303.01	53
181.202.10	81	183.202.02A	84	190.202.14	85	202.202.01	295
181.202.11	81	183.202.03	84	190.204.01	86	202.303.01	216
181.202.12	81	183.202.04	84	190.204.02	86	202.303.02	216
181.303.01	191	183.202.04A	84	190.204.03	86	202.303.03	216
181.303.02	191	183.202.05	84	190.204.04	86	203.202.01	295
181.303.03	191	183.202.06	84	190.204.05	86	207.202.01	296
182.181.01	82	183.202.07	84	190.204.06	86	207.303.01	172
182.181.01A	82	183.202.08	84	190.204.06A	85	207.303.02	172
182.181.02	82	183.202.09	84	190.204.07	86	207.303.03	172
182.181.03	82	183.402.04	84	190.204.08	86	207.303.04	172
182.181.03A	82	183.402.05	84	190.402.08	85	207.303.05	172
182.181.04	82	183.402.07	84	190.402.10	85	208.303.02	219
182.181.05	82	183.481.03	83	190.402.12	85	208.303.03	219
182.181.06	82	183.481.05	83	190.482.09	84	208.303.04	219
182.181.10	82	183.481.07	83	190.482.11	84	208.303.05	219
182.181.11	82	187.202.03	86	190.482.13	84	208.303.06	219
182.202.01	82	187.202.04	86	191.181.01	117	210.202.03	116,203,204
182.202.01A	82	187.202.12	86	191.181.01A	117	210.202.04	116,203,204
182.202.02	82	187.202.13	86	191.181.02	117	210.202.04B	116
182.202.03	82	187.402.01	86	191.181.03	117	210.202.06	116
182.202.03A	82	187.402.02	86	191.202.01	117	210.202.06A	116,203,204
182.202.04	82	187.402.03	86	191.202.01A	117	210.202.08	116,203,204
182.202.05	82	187.402.03A	86	191.202.02	117	210.202.09	116

Index Number Wise

210.202.12	116	227.202.01	114	231.202.02	125	234.202.04	139
210.202.13	116	227.202.01A	115	231.202.03	125	234.202.05	139
210.202.14	116	229.202.01	31	231.202.03A*	125	234.202.07	139
210.202.15	116	229.202.02	31	231.202.04	125	235.202.01	137
210.202.16	116	229.202.03	31	231.202.05	125	235.202.02	137
210.303.01	173	229.202.04	31	231.202.06	125	235.202.03	137
210.303.02	173	229.202.05	31	231.202.07	125	235.202.04	137
210.303.03	173	229.202.06	31	231.202.08	125	235.202.05*	137
210.303.04	173	229.202.07	31	231.202.09	125	235.202.06	137
211.202.03	116	229.202.08	31	231.215.04	131	235.202.07	137
211.202.04	116	229.202.08A	31	231.215.05	131	235.202.08	137
211.202.04B	116	229.202.09	31	231.215.06	131	235.202.09	137
211.202.06	116	229.202.10	31	231.215.07	131	235.202.10	137
211.202.06A	116	229.202.11	31	231.237.01	126	235.204.02	137
211.202.08	116	229.202.13	31	231.237.02	126	235.204.03	137
211.202.09	116	229.202.14	31	231.237.03	126	235.207.07	132
211.303.01	173	229.202.15	31	231.237.03A	126	235.207.08	132
211.303.02	173	229.235.07	32	231.237.05	126	236.202.01	137
212.202.02	77	229.235.08	32	231.237.07	126	236.202.02	137
212.202.04	77	229.235.09	32	231.237.08	126	236.202.03	137
212.202.04D	77	229.235.10	32	231.237.09	126	236.202.04	137
212.202.06D	77	229.235.11	32	231.237.10	126	236.202.05	137
213.202.02	78	229.235.14	32	231.237.12	126	236.202.06	137
213.202.04	78	229.402.02	31	231.402.01	125	238.202.01*	170
213.202.04D	78	229.402.03	31	231.402.02	125	238.202.01P	171
213.202.06D	78	229.402.03A	31	231.402.03A	125	238.202.02	170
215.202.01	55	229.402.04	31	231.402.04	125	238.202.02P	171
218.212.03	76	229.402.05	31	231.402.04A	125	238.202.03*	170
220.202.01	76	229.402.06	31	231.402.05	125	238.202.03P	171
220.202.02	76	229.402.07	31	231.402.06	125	238.202.04*	170
220.202.03	76	229.402.08	31	231.402.07	125	238.202.04P	171
220.202.04	76	229.402.09	31	231.402.08A	125	238.202.05*	170
220.202.05	76	229.402.10	31	231.402.09	125	238.202.05P	171
220.202.06	76	229.402.11	31	232.202.01*	126	238.202.06	170
220.202.07	76	229.402.14	31	232.202.02	126	238.202.06P	171
220.202.08	76	23.223.02A*	254	232.202.03	126	238.202.07*	170
220.202.09	76	230.202.02	32	232.202.05	126	238.202.08*	170
220.202.10	76	230.202.03	32	232.202.07	126	238.202.09	170
220.202.11	76	230.202.04	32	232.202.08	126	238.202.10*	170
220.202.12	76	230.202.05	32	232.202.09	126	238.202.11	170
221.204.06	79	230.202.06	32	233.202.01	139	238.202.12	170
221.212.01	77	230.202.07	32	233.202.02	139	238.202.13	170
221.212.02	77	230.202.07A	32	233.202.03	139	238.215.08	170
221.212.03	77	230.202.08*	32	233.202.04	139	238.215.10	170
221.212.04	77	230.205.02	33	233.202.05	139	238.215.11A	170
221.212.05	77	230.205.03	33	233.202.06*	139	238.404.06P	171
221.212.07	77	230.205.04	33	233.202.07*	139	238.404.08P	171
221.475.01	78	230.205.05	33	233.202.08	139	238.404.10P	171
221.475.02	78	230.205.06	33	233.202.09	139	238.404.12P	171
221.477.03	79	230.205.06AB	33	233.202.10	139	238.404.15P	171
223.202.01	80	230.205.07	33	233.203.02	139	245.202.01	218
223.202.02	80	230.205.08	33	234.202.01	139	245.202.02	218
223.202.03	80	230.209.08	33	234.202.02	139	245.202.03	218
226.202.01	114	231.202.01	125	234.202.03	139	246.202.01	108

Index Number Wise

246.202.01S	108	255.G04.03	91	256.M00.03A	175	263.245.05	124
246.202.02	108	255.G05.01	91	256.M00.03B	175	263.245.06	123,124
246.202.02S	108	255.G05.03	91	256.M00.05	175	263.245.07	123,124
246.202.03	108	255.G05.04	91	256.M00.06	175	263.248.02	124
246.202.03S	108	256.C00.00	175	256.M00.07	175	264.202.01	44
246.202.04	108	256.C00.00A	175	257.C00.00	175	264.202.02	44
246.202.04S	108	256.C00.01	175	257.C00.00A	175	264.202.03	44
246.202.05	108	256.C00.02A	175	257.C00.01A	175	264.202.04	44
246.202.05S	108	256.C00.03A	175	257.C00.01AB	175	264.202.05	44
246.202.06	108	256.C00.03B	175	257.C00.02A	175	264.202.06	44
246.202.06S	108	256.C00.05	175	257.C00.02AB	175	264.202.07	44
246.202.07	108	256.C00.06	175	257.C00.03A	175	264.202.08	44
246.202.07S	108	256.C00.07	175	257.C00.03AB	175	264.202.09	44
246.202.08	108	256.F00.00	175	257.M00.00	175	264.402.03	44
246.202.08S	108	256.F00.00A	175	257.M00.01A	175	264.402.05	44
246.202.09	108	256.F00.01	175	257.M00.01AB	175	264.402.07	44
246.202.09S	108	256.F00.02A	175	257.M00.02A	175	264.407.01	44
247.202.00	109	256.F00.03A	175	257.M00.02AB	175	264.407.02	44
247.202.00B	109	256.F00.03B	175	257.M00.03AB	175	264.407.02A	44
247.202.01	109	256.F00.05	175	257.M00.03B	175	264.407.03	44
247.202.02	109	256.G00.01	174	258.202.01	123	264.407.05	44
247.202.02A	109	256.G00.02	174	258.245.01	122,123	264.407.05A	44
247.202.02C	109	256.G00.03	174	258.245.02	122,123	264.407.07	44
247.202.03A	109	256.G00.04	174	258.245.03	123	266.202.07	134
247.202.03D	109	256.G00.05	174	258.245.04	123,124	266.204.07	135
247.202.04	109	256.G01.01	174	258.245.04A	123	267.202.07	135
248.202.01	110	256.G01.02	174	258.245.09	124	267.204.07	136
248.202.02	110	256.G01.03	174	258.248.01	123	267.205.07	134
248.202.03	110	256.G01.04	174	258.284.01	123	268.223.01	45
248.202.04	110	256.G01.05	174	259.202.01	120	268.223.02	45
248.202.05	110	256.G02.01	174	259.202.03	120	268.223.03	45
249.202.01	106	256.G02.02	174	259.245.01	120	268.223.04	45
249.202.02	106	256.G02.03	174	259.245.02	120	268.237.01	45
249.202.03	106	256.G02.04	174	259.245.03	120	268.237.02	45
249.202.04	106	256.G02.05	174	259.245.05	120	268.237.03	45
250.202.01	106	256.G03.01	174	259.245.06	120	268.237.04	45
250.202.02	106	256.G03.02	174	259.245.07	120	272.207.03A	39
250.202.03	106	256.G03.03	174	259.245.08	120	272.207.04	39
250.202.04	106	256.G03.04	174	260.202.01	122	272.207.05	39
250.303.01	220	256.G03.05	174	260.245.02	122	272.207.06	39
255.G00.01	91	256.G04.01	174	260.245.05	122	272.207.07	39
255.G00.02	91	256.G04.02	174	261.202.01	122	272.232.01	38
255.G00.03	91	256.G04.03	174	261.245.01	122	272.232.02A	38
255.G01.01	91	256.G04.04	174	261.245.03	122	272.232.03	38
255.G01.02	91	256.G04.05	174	262.202.01	122	272.232.04	38
255.G01.03	91	256.G05.03	174	262.245.03	122	272.232.05	38
255.G02.01	91	256.G05.04	174	262.245.04	122,123	272.232.06	38
255.G02.02	91	256.G05.05	174	262.245.05	122,123	272.232.07	38
255.G02.03	91	256.G0501	174	263.202.01	124	273.232.01	38
255.G03.01	91	256.G0502	174	263.202.02	124	273.232.02A	38
255.G03.02	91	256.M00.00	175	263.245.01	124	273.232.03	38
255.G03.03	91	256.M00.00A	175	263.245.02	124	273.232.04	38
255.G04.01	91	256.M00.01	175	263.245.03	124	273.232.05	38
255.G04.02	91	256.M00.02A	175	263.245.04	124	273.232.06	38

Index Number Wise

273.232.07	38	281.202.07	41	284.456.020	46	313.303.06	232
274.202.00	36	281.202.08	41	284.456.02P	46	313.303.07	232
274.202.00B	36	281.202.11	41	284.456.02Q	46	318.303.01	70
274.202.01	36	281.202.12	41	284.456.02R	46	318.303.02	70
274.202.02	36	281.202.13	41	285.202.01B*	43	319.303.01	70
274.202.03	36	282.202.02	39	285.202.04	43	319.303.02	70
274.202.04	36	282.202.06	39	285.202.05	43	320.303.01	71
274.202.05	36	282.202.07	39	285.202.06	43	320.303.02	71
274.202.07	36	282.202.08	39	286.202.01B*	43	321.303.01	71
274.202.08	36	282.202.10	39	286.202.04	43	321.303.02	71
274.202.09	36	282.202.11	39	286.202.05	43	324.303.01	233
274.205.00	36	282.202.12	39	286.202.06	43	324.303.04	233
275.202.00	36	284.451.01A	46	287.202.06	44	326.303.02	233
275.202.00B	36	284.451.01B	46	287.202.06A*	44	328.303.01	234
275.202.01	36	284.451.01C	46	287.202.07	44	334.303.02	234
275.202.02	36	284.453.01	46	287.202.08	44	335.303.02	235
275.202.03	36	284.453.01A	46	288.202.07	47	337.303.03	236
275.202.04	36	284.453.01B	46	299.202.01	272	338.303.03	237
275.202.05	36	284.453.01C	46	299.202.02	272	340.202.03	112
275.204.01	37	284.455.02	46	300.202.01	272	340.470.01	87
275.205.00	36	284.455.02A	46	300.202.02	272	341.202.03	112
275.205.01	37	284.455.02B	46	300.202.03	272	341.303.01	237
275.205.01B	37	284.455.02C	46	300.202.04	272	341.303.02	237
275.205.01E	37	284.455.02D	46	300.402.01	275	341.303.03	237
275.205.01G	37	284.455.02E	46	300.402.02	275	341.303.04	237
275.205.01O	37	284.455.02F	46	300.402.03	275	341.303.05	237
275.205.01R	37	284.455.02G	46	301.202.01	272	341.303.06	237
275.205.01W	37	284.455.02H	46	301.202.02	272	341.470.02	24
275.205.01Y	37	284.455.02I	46	301.202.03	272	341.470.03	24
275.205.02	37	284.455.02J	46	301.202.04	272	341.470.04	24
275.205.03	37	284.455.02K	46	302.202.01	273	341.470.05	24
275.205.03B	37	284.455.02L	46	303.202.01	273	341.470.05A	24
275.205.03E	37	284.455.02M	46	304.202.01	273	342.202.03	113
275.205.03G	37	284.455.02N	46	305.202.01	274	343.202.04	113
275.205.03O	37	284.455.02O	46	305.202.02	274	344.303.01	238
275.205.03R	37	284.455.02P	46	306.202.01	274	344.303.02	238
275.205.03W	37	284.455.02Q	46	306.202.01D	274	344.303.03	238
275.205.03Y	37	284.455.02R	46	309.303.01	231	344.303.04	238
279.202.01	42	284.456.01	46	309.303.02	231	344.303.05	238
279.202.02	42	284.456.02	46	309.303.03	231	344.303.06	238
279.202.03	42	284.456.02A	46	310.303.01	231	344.303.07	238
279.202.04	42	284.456.02B	46	310.303.02	231	344.303.08	238
279.229.01	42	284.456.02C	46	310.303.03	231	344.303.09	238
279.229.02	42	284.456.02D	46	310.303.04	231	344.303.10	238
279.229.03	42	284.456.02E	46	310.303.05	231	344.303.11	238
279.229.04	42	284.456.02F	46	310.303.06	231	344.303.12	238
280.202.07	41	284.456.02G	46	310.303.07	231	347.303.01	238
280.202.08	41	284.456.02H	46	310.303.08	231	347.303.02	238
280.202.11	41	284.456.02I	46	310.303.09	231	347.470.01	87
280.202.12	41	284.456.02J	46	313.303.01	232	347.470.04	87
280.205.05	40	284.456.02K	46	313.303.02	232	348.303.01	239
280.205.06	40	284.456.02L	46	313.303.03	232	349.303.01	239
280.205.07	40	284.456.02M	46	313.303.04	232	349.303.02	239
280.205.08	40	284.456.02N	46	313.303.05	232	355.303.01	90

Index Number Wise

355.303.02	90	396.303.02	35	404.303.06	220	405.700.03	29
355.303.03	90	396.303.03	35	404.363.01	221	405.700.04	29
355.303.04	90	396.303.04	35	404.363.02	221	405.700.05	29
355.303.05	90	396.303.05	151	404.363.03	221	405.700.06	29
355.303.06	90	396.303.06	151	404.363.04	221	405.700.07	29
355.303.07	90	396.303.07	151	404.363.05	221	405.700.08	29
367.303.01	90	396.303.08	151	404.363.06	221	406.303.01	267
367.303.02	90	400.303.01	269	405.303.01	266	406.303.02	267
367.303.03	90	400.303.02	269	405.303.02	266	406.303.03	267
367.303.04	90	400.303.03	269	405.303.03	266	406.303.04	267
367.303.05	90	400.303.04	269	405.303.04	266	406.303.05	267
367.303.06	90	400.303.05	269	405.303.05	266	406.303.06	267
370.303.09	240	400.303.06	269	405.303.06	266	406.303.07	267
370.303.10	240	400.303.07	269	405.303.07	266	406.303.08	267
370.303.11	240	400.303.08	269	405.303.08	266	406.BB.01	263
374.303.01	240	400.303.09	269	405.303.09	266	406.BB.02	263
374.303.02	240	400.303.10	269	405.303.10	266	406.BB.03	263
374.303.03	240	400.303.11	269	405.303.11	266	406.BB.04	263
374.303.04	240	400.303.12	269	405.303.12	266	407.303.01	270
374.303.05	240	400.303.13	269	405.303.13	266	407.303.02	270
374.303.06	241	400.303.14	269	405.303.14	266	408.303.01	267
374.303.07	241	400.303.15	269	405.303.15	266	408.303.02	267
374.303.08	241	400.303.16	269	405.303.16	266	408.303.03	267
374.303.09	241	400.303.17	269	405.303.17	266	408.303.04	267
375.303.01	241	400.303.18	269	405.303.18	266	408.303.05	267
375.303.02	241	400.303.19	269	405.303.19	266	408.303.06	267
375.303.03	241	400.303.20	269	405.303.20	266	408.303.07	267
376.303.01	242	400.303.22	269	405.303.21	266	409.303.01	268
376.303.02	242	400.303.23	269	405.303.22	266	409.303.02	268
376.303.03	242	400.303.24	269	405.303.23	266	409.303.03	268
377.303.01	242	400.350.03	269	405.303.24	266	409.303.04	268
390.303.01	235	400.350.05	269	405.303.25	266	409.303.05	268
390.303.02	235	400.350.07	269	405.303.26	266	409.303.06	268
390.303.03	235	400.350.09	269	405.303.27	266	410.303.01	265
390.303.04	235	400.350.10	269	405.303.28	266	410.303.02	265
391.303.01	236	400.350.12	269	405.303.29	266	410.303.03	265
391.303.02	236	400.350.13	269	405.303.30	266	410.303.04	265
391.303.03	236	400.350.14	269	405.303.31	266	410.303.05	265
391.303.04	236	400.350.15	269	405.303.32	266	410.303.06	265
391.303.05	236	400.350.17	269	405.303.33	266	410.303.07	265
391.303.06	236	400.350.18	269	405.303.34	266	410.303.08	265
393.303.01	232	400.350.20	269	405.303.35	266	410.303.09	265
393.303.02	232	401.303.01	268	405.303.36	266	410.303.10	265
393.303.03	232	402.303.01	271	405.303.37	266	410.303.11	265
393.303.04	232	402.400.01	271	405.600.01	282	410.303.12	265
393.303.05	232	402.400.02	271	405.600.02	282	410.303.13	265
393.303.06	232	402.500.01	271	405.600.03	282	410.303.14	265
393.303.07	232	402.500.02	271	405.600.04	282	410.303.15	265
393.303.08	232	403.303.01	268	405.600.05	282	410.303.16	265
393.303.09	232	404.303.01	220	405.600.06	282	410.303.17	265
393.303.10	232	404.303.02	220	405.600.07	282	410.303.18	265
394.303.01	69	404.303.03	220	405.600.08	282	410.303.19	265
394.303.02	69	404.303.04	220	405.700.01	29	410.303.20	265
396.303.01	35	404.303.05	220	405.700.02	29	410.303.21	265

Index Number Wise

410.303.22	265	411.303.13	259	500.10.S.L.K	228	500.20.FR	227
410.303.23	265	412.303.01	75	500.10.S.L.R	227	500.20.S.FB	224
410.303.24	265	413.303.01	75	500.10.S.R	227	500.20.S.FR	227
410.303.25	265	414.303.01	270	500.100.FB	225	500.20.S.L.FB	224
410.303.26	265	414.303.02	270	500.100.FR	227	500.20.S.L.FR	227
410.303.27	265	414.303.03	270	500.100.S.FB	225	500.50.FB	225
410.303.28	265	414.303.04	270	500.100.S.FR	227	500.50.FR	227
410.303.29	265	414.303.05	270	500.100.S.L.FB	225	500.50.S.FB	225
410.303.30	265	415.303.01	260	500.100.S.L.FR	227	500.50.S.FR	227
410.303.31	265	415.303.02	260	500.1000.B	226	500.50.S.L.FB	225
410.303.32	265	415.DG.01	200	500.1000.E.R	228	500.50.S.L.FR	227
410.303.33	265	415.DG.02	200	500.1000.FB	226	500.200.B	225
410.303.34	265	416.303.01	91	500.1000.FR	227	500.200.E.R	228
410.303.35	265	416.303.02	91	500.1000.K	228	500.200.FB	225
410.303.36	265	417.303.01	152	500.1000.R	227	500.200.FR	227
410.303.37	265	418.303.01	152	500.1000.S.B	226	500.200.K	228
410.303.38	265	420.303.01	264	500.1000.S.FB	226	500.200.R	227
410.303.39	265	420.303.02	264	500.1000.S.FR	227	500.200.S.B	225
410.303.40	265	420.303.03	264	500.1000.S.K	228	500.200.S.FB	225
410.303.41	265	420.303.04	264	500.1000.S.L.B	226	500.200.S.FR	227
410.303.42	265	420.303.05	264	500.1000.S.L.FB	226	500.200.S.K	228
410.303.43	265	420.303.06	264	500.1000.S.L.FR	227	500.200.S.L.B	225
410.303.44	265	420.303.07	264	500.1000.S.L.K	228	500.200.S.L.FB	225
410.303.45	265	420.303.08	264	500.1000.S.L.R	227	500.200.S.L.FR	227
410.303.46	265	420.303.09	264	500.1000.S.R	227	500.200.S.L.K	228
410.600.01	282	420.303.10	264	500.1000XL.B	226	500.200.S.L.R	227
410.600.02	282	420.303.11	264	500.1000XL.E.R	228	500.200.S.R	227
410.600.03	282	420.303.12	264	500.1000XL.FB	226	500.303.01	222
410.600.04	282	420.303.13	264	500.1000XL.FR	227	500.303.02	222
410.600.05	282	420.303.14	264	500.1000XL.K	228	500.303.03	222
410.600.06	282	420.303.15	264	500.1000XL.R	227	500.303.04	222
410.600.07	282	420.303.16	264	500.1000XL.S.B	226	500.303.05	222
410.600.08	282	420.303.17	264	500.1000XL.S.FB	226	500.303.06	222
410.700.01	29	420.303.18	264	500.1000XL.S.FR	227	500.303.07	222
410.700.02	29	420.303.19	264	500.1000XL.S.K	228	500.303.08	222
410.700.03	29	420.303.20	264	500.1000XL.S.L.B	226	500.303.09	222
410.700.04	29	420.303.21	264	500.1000XL.S.L.FB	226	500.303.10	222
410.700.05	29	426.BB.01	263	500.1000XL.S.L.FR	227	500.303.11	222
410.700.06	29	426.BB.02	263	500.1000XL.S.L.K	228	500.303.12	222
410.700.07	29	426.BB.03	263	500.1000XL.S.L.R	227	500.303.13	222
410.700.08	29	426.BB.04	263	500.1000XL.S.R	227	500.303.14	223
410.AG.01	199	500.10.B	224	500.10XL.B	224	500.303.15	223
410.AG.02	199	500.10.E.R	228	500.10XL.FB	224	500.303.16	223
411.303.01	259	500.10.FB	224	500.10XL.FR	227	500.303.17	223
411.303.02	259	500.10.FR	227	500.10XL.R	227	500.303.18	223
411.303.03	259	500.10.K	228	500.10XL.S.B	224	500.303.19	223
411.303.04	259	500.10.R	227	500.10XL.S.FB	224	500.303.20	223
411.303.05	259	500.10.S.B	224	500.10XL.S.FR	227	500.303.21	223
411.303.07	259	500.10.S.FB	224	500.10XL.S.L.B	224	500.303.22	223
411.303.08	259	500.10.S.FR	227	500.10XL.S.L.FB	224	500.303.23	223
411.303.09	259	500.10.S.K	228	500.10XL.S.L.FR	227	500.444.01	229
411.303.10	259	500.10.S.L.B	224	500.10XL.S.L.R	227	500.444.02	229
411.303.11	259	500.10.S.L.FB	224	500.10XL.S.R	227	500.444.03	229
411.303.12	259	500.10.S.L.FR	227	500.20.FB	224	500.444.04	229

Index Number Wise


500.444.05	229	522.303.19	88	531.303.05	243	593.303.04	151
500.444.06	229	522.303.20	88	531.303.06	243	593.303.05	105
500.450.01	230	523.303.11	88	532.303.01	244	593.303.06	35
500.450.02	230	523.303.12	88	532.303.02	244	593.303.07	68
500.450.03	230	523.303.13	88	532.303.03	244	610.ADP00	196
500.450.04	230	523.303.14	88	532.303.04	244	610.ADP01	196
500.450.05	230	523.303.15	88	532.303.05	244	610.ADP02	196
500.450.06	230	523.303.16	88	532.303.06	244	610.ADP03	196
500.AG.01	197	523.303.17	88	533.303.01	244	610.AG.01	194
500.AG.02	197	523.303.18	88	533.303.02	244	610.AG.02	194
501.303.01	222	523.303.19	88	533.303.03	244	610.DG.01	196
501.303.02	222	524.303.01	218	533.303.04	244	610.DG.02	196
501.303.03	222	524.303.02	218	533.303.05	244	700.AG.01	194
501.303.04	222	524.303.03	218	533.303.06	244	700.AG.02	194
501.303.05	222	524.303.04	218	534.303.01	245	710.AG.01	194
501.303.06	222	527.303.10	176	534.303.02	245	710.AG.02	194
501.303.07	222	527.303.11	176	534.303.03	245	713.AG.01	198
501.303.08	222	527.303.12	176	534.303.04	245	713.AG.02	198
501.303.09	222	527.303.13	176	534.303.05	245	800.DG.01	195
501.303.10	222	527.303.14	176	534.303.06	245	800.DG.02	195
501.303.11	222	527.303.15	176	536.303.01	245	850.800.01	195,196
501.303.12	222	527.303.16	176	536.303.02	246	850.800.02	194,195,196
501.303.13	222	527.303.17	176	541.303.01	243	850.800.03	195,196
501.303.14	222	527.303.18	176	541.303.03	243	850.800.04	195,196
501.404.01	260	527.303.19	176	541.303.04	243	900.DG.01	195
505.303.07	214	528.303.07	109	541.303.05	243	900.DG.02	195
505.303.08	214	528.303.08	109	541.303.06	243	1000.EU.01	201
505.303.09	214	528.303.09	109	550.500.01	197	1000.EU.02	201
518.303.01	89	528.303.10	109	550.500.02	197	1000.EU.03	201
518.303.02	89	528.303.11	109	550.500.03	197	1000.EU.04	201
518.303.03	89	528.303.12	109	550.500.04	197	1000.EU.05	201
518.303.04	89	528.303.13	109	550.500.05	197	1000.EU.06	201
518.303.05	89	528.303.14	109	550.500.06	197	1000.EU.07	201
518.303.06	89	528.303.15	109	561.303.01	270	1000.EU.08	201
519.303.01	90	528.303.16	109	561.303.02	270	1000.EU.09	201
519.303.02	90	528.303.17	109	564.303.07	219	1000.EU.10	201
519.303.03	90	528.303.18	109	564.303.08	219	1000.EU.11	201
519.303.04	90	529.303.08	111	564.303.09	219	1000.EU.12	201
519.303.05	90	529.303.09	111	564.303.10	219	1000.US.01	201
519.303.06	90	529.303.10	111	564.303.11	219	1000.US.02	201
521.303.01	89	529.303.11	111	564.303.12	219	1000.US.03	201
521.303.02	89	529.303.12	111	565.303.01	214	1000.US.04	201
521.303.03	89	529.303.13	111	565.303.02	214	1000.US.05	201
521.303.04	89	529.303.15	111	566.303.01	215	1000.US.06	201
521.303.05	89	529.303.16	111	566.303.02	215	1000.US.07	201
521.303.06	89	529.303.17	111	566.303.03	215	1000.US.08	201
521.303.07	89	529.303.18	111	566.303.04	215	1000.US.09	201
521.303.08	89	529.303.19	111	566.303.05	215	1000.US.10	201
522.303.13	88	529.303.20	111	566.303.06	215	1000.US.11	201
522.303.14	88	529.303.21	111	590.303.01	226	1000.US.12	201
522.303.15	88	531.303.01	243	590.303.02	226	1100.EU.02	204
522.303.16	88	531.303.02	243	590.303.03	226	1100.EU.03	204
522.303.17	88	531.303.03	243	593.303.01	47	1100.EU.04	204
522.303.18	88	531.303.04	243	593.303.02	285	1100.US.02	204

Index Number Wise

1100.US.03	204	GI000200	310	GLWS40SG	303	QR.130.223.09	153
1100.US.04	204	GLCM-20BCC	309	GLWS-SH-15BCC	303,304	QR.130.223.09A	155
1500.150.02	199,200,202	GLCM-20BCS	309	GLWS-SH-15BCS	303,304	QR.130.223.10	153
1500.EU.01	202	GLCM20D	309	GLWS-SH-25BCC	303,304	QR.130.223.10A	155
1500.EU.02	202	GLCM20S	309	GLWS-SH-25BCS	303,304	QR.130.223.11	153
1500.EU.03	202	GLCM-40BCC	309	GLWS-SH-40BCC	303,304	QR.130.223.11A	155
1500.EU.04	202	GLCM-40BCS	309	GLWS-SH-40BCS	303,304	QR.130.236.01	154
1500.EU.05	202	GLCM40D	309	QR.130.220.01	159	QR.130.236.01A	156
1500.EU.06	202	GLCM40S	309	QR.130.220.01A	160	QR.130.236.02	154
1500.EU.07	202	GLDD15AQ	307	QR.130.220.02	159	QR.130.236.02A	156
1500.EU.08	202	GLDD-15AQ-PB	307	QR.130.220.02A	159	QR.130.236.03	154
1500.US.01	202	GLDD-15AQ-SC	307	QR.130.220.02AB	160	QR.130.236.03A	156
1500.US.02	202	GLDD25AQ	307	QR.130.220.03	159	QR.130.236.04	154
1500.US.03	202	GLDD-25AQ-PB	307	QR.130.220.03A	160	QR.130.236.04A	156
1500.US.04	202	GLDD-25AQ-SC	307	QR.130.220.04	159	QR.130.236.05	154
1500.US.05	202	GLDD40AQ	307	QR.130.220.04A	160	QR.130.236.05A	156
1500.US.06	202	GLDD-40AQ-PB	307	QR.130.220.04B	159	QR.130.236.06	154
1500.US.07	202	GLDD-40AQ-SC	307	QR.130.220.05	159	QR.130.236.06A	156
1500.US.08	202	GLDD50AQ	307	QR.130.220.05A	160	QR.130.236.07	154
1600.EU.01*	203	GLDD-50AQ-PB	307	QR.130.220.05AB	160	QR.130.236.07A	156
1600.EU.02*	203	GLDD-50AQ-SC	307	QR.130.220.05B	159	QR.130.236.08	154
1600.EU.03	203	GLSD100BB	305	QR.130.220.06	159	QR.130.236.08A	156
1600.US.01*	203	GLSD-100-BCC	305	QR.130.220.06A	160	QR.130.236.09	154
1600.US.02*	203	GLSD-100-QBS	305	QR.130.220.06AB	160	QR.130.236.09A	156
1600.US.03	203	GLSD25AQ	306	QR.130.220.07	159	QR.130.236.10	154
2000.200.01	203,204	GLSD25BB	305	QR.130.220.07A	160	QR.130.236.10A	156
2000.200.02	203,204	GLSD-25-BCC	305	QR.130.220.08	159	QR.130.236.11	154
2000.200.03	203,204	GLSD-25-QBS	305,306	QR.130.220.08A	160	QR.130.236.11A	156
2000.200.04	203,204	GLSD-25-QCC	306	QR.130.220.09	159	QR.130.236.12	154
2000.EU.01	204	GLSD50AQ	306	QR.130.220.09A	160	QR.130.236.12A	156
2000.EU.02	204	GLSD50BB	305	QR.130.220.10	159	QR.130.236.13	154
2000.EU.03	204	GLSD-50-BCC	305	QR.130.220.10A	160	QR.130.236.13A	156
2000.EU.04	204	GLSD-50-QBS	305,306	QR.130.220.11A	160	QR.130.236.14	154
2000.EU.05	204	GLSD-50-QCC	306	QR.130.223.01	153	QR.131.236.01	161
2000.EU.06	204	GLSD80AQ	306	QR.130.223.01A	155	QR.131.236.01A	164
2000.US.01	204	GLSD80BB	305	QR.130.223.02	153	QR.131.236.02	161
2000.US.02	204	GLSD-80-BCC	305	QR.130.223.02A	153	QR.131.236.02A	164
2000.US.03	204	GLSD-80-QBS	305,306	QR.130.223.02AB	155	QR.131.236.03*	161
2000.US.04	204	GLSD-80-QCC	306	QR.130.223.03	153	QR.131.236.03A*	164
2000.US.05	204	GLSI-SCU-1	305,306	QR.130.223.03A	155	QR.131.236.04	161
2000.US.06	204	GLSI-SCU-15AQ	307	QR.130.223.04	153	QR.131.236.04A	164
2500.EU.01	203	GLSI-SCU-2	305,306	QR.130.223.04A	155	QR.131.236.05	161
2500.EU.02	203	GLSI-SCU-25AQ	307	QR.130.223.04B	153	QR.131.236.05A	164
2500.EU.03	203	GLSI-SCU-40AQ	307	QR.130.223.05	153	QR.131.236.06	161
2500.US.01	203	GLSI-SCU-50AQ	307	QR.130.223.05A	155	QR.131.236.06A	164
2500.US.02	203	GLSI-SH-HS	309	QR.130.223.05AB	155	QR.131.236.07	161
2500.US.03	203	GLSI-SH-HS15	303,304	QR.130.223.05B	153	QR.131.236.07A	164
3500.EU.01	208	GLSI-SH-HS25	303,304	QR.130.223.06	153	QR.131.236.08	161
4000.EU.01	206	GLSI-SH-HS40	303,304	QR.130.223.06A	155	QR.131.236.08A	164
5000.303.01	207	GLWS15DG	304	QR.130.223.06AB	155	QR.131.236.09	161
5000.303.02	207	GLWS15SG	303	QR.130.223.07	153	QR.131.236.09A	164
5000.EU.01	207	GLWS25DG	304	QR.130.223.07A	155	QR.131.236.10	161
6000.EU.01	205	GLWS25SG	303	QR.130.223.08	153	QR.131.236.10A	164
6000.US.01	205	GLWS40DG	304	QR.130.223.08A	155	QR.131.236.11	161

Index Number Wise

QR.131.236.11A	164	QR.131.479.08	163	QR.134.479.03*	163
QR.131.236.13*	161	QR.131.479.08A	166	QR.134.479.03A*	166
QR.131.236.15*	161	QR.131.479.09	163	QR.134.479.04	163
QR.131.238.01	167	QR.131.479.09A	166	QR.134.479.04A	166
QR.131.238.02	167	QR.131.479.10	163	QR.134.479.05	163
QR.131.238.03*	167	QR.131.479.10A	166	QR.134.479.05A	166
QR.131.238.04	167	QR.131.479.11	163	QR.134.479.06	163
QR.131.238.05	167	QR.131.479.11A	166	QR.134.479.06A	166
QR.131.238.06	167	QR.131.479.13*	163	QR.134.479.07	163
QR.131.238.07	167	QR.131.479.15	163	QR.134.479.07A	166
QR.131.238.08	167	QR.134.236.01	161	QR.134.479.08	163
QR.131.238.09	167	QR.134.236.01A	164	QR.134.479.08A	166
QR.131.238.10	167	QR.134.236.02	161		
QR.131.238.11	167	QR.134.236.02A	164		
QR.131.238.13*	167	QR.134.236.03*	161		
QR.131.238.15*	167	QR.134.236.03A*	164		
QR.131.276.01	162	QR.134.236.04	161		
QR.131.276.01A	165	QR.134.236.04A	164		
QR.131.276.02	162	QR.134.236.05	161		
QR.131.276.02A	165	QR.134.236.05A	164		
QR.131.276.03*	162	QR.134.236.06	161		
QR.131.276.03A*	165	QR.134.236.06A	164		
QR.131.276.04	162	QR.134.236.07	161		
QR.131.276.04A	165	QR.134.236.07A	164		
QR.131.276.05	162	QR.134.236.08	161		
QR.131.276.05A	165	QR.134.236.08A	164		
QR.131.276.06	162	QR.134.238.01	167		
QR.131.276.06A	165	QR.134.238.02	167		
QR.131.276.07	162	QR.134.238.03*	167		
QR.131.276.07A	165	QR.134.238.04	167		
QR.131.276.08	162	QR.134.238.05	167		
QR.131.276.08A	165	QR.134.238.06	167		
QR.131.276.09	162	QR.134.238.07	167		
QR.131.276.09A	165	QR.134.238.08	167		
QR.131.276.10	162	QR.134.276.01	162		
QR.131.276.10A	165	QR.134.276.01A	165		
QR.131.276.11	162	QR.134.276.02	162		
QR.131.276.11A	165	QR.134.276.02A	165		
QR.131.276.13*	162	QR.134.276.03*	162		
QR.131.276.15	162	QR.134.276.03A*	165		
QR.131.479.01	163	QR.134.276.04	162		
QR.131.479.01A	166	QR.134.276.04A	165		
QR.131.479.02	163	QR.134.276.05	162		
QR.131.479.02A	166	QR.134.276.05A	165		
QR.131.479.03*	163	QR.134.276.06	162		
QR.131.479.03A*	166	QR.134.276.06A	165		
QR.131.479.04	163	QR.134.276.07	162		
QR.131.479.04A	166	QR.134.276.07A	165		
QR.131.479.05	163	QR.134.276.08	162		
QR.131.479.05A	166	QR.134.276.08A	165		
QR.131.479.06	163	QR.134.479.01	163		
QR.131.479.06A	166	QR.134.479.01A	166		
QR.131.479.07	163	QR.134.479.02	163		
QR.131.479.07A	166	QR.134.479.02A	166		



GLASSCO LABORATORY EQUIPMENTS PVT. LTD.

Manglai, P. O. Khudda Kalan, AMBALA CANTT - 133004, Haryana (India)

Tel. : 0091-171-2891633 | Fax : 0091-171-2891632

Email : info@glasscolabs.com | Website : www.glasscolabs.com